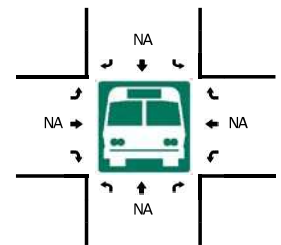
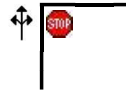
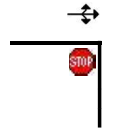
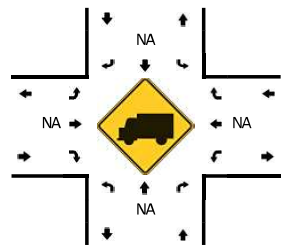
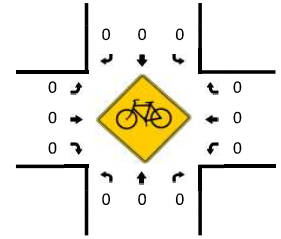

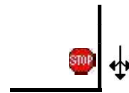
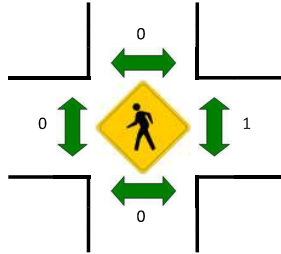
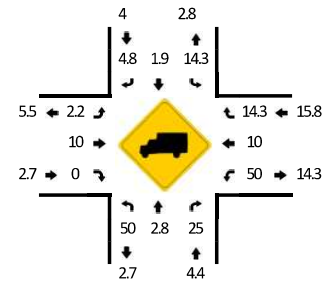
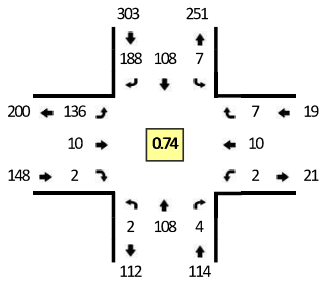


# ATTACHMENT A | TURNING MOVEMENT COUNT DATA

**LOCATION:** Goerig St -- Park Rd/Bozarth Ave  
**CITY/STATE:** Cowlitz, WA

**QC JOB #:** 14970801  
**DATE:** Tue, May 21 2019

**Peak-Hour: 7:55 AM -- 8:55 AM**  
**Peak 15-Min: 8:30 AM -- 8:45 AM**

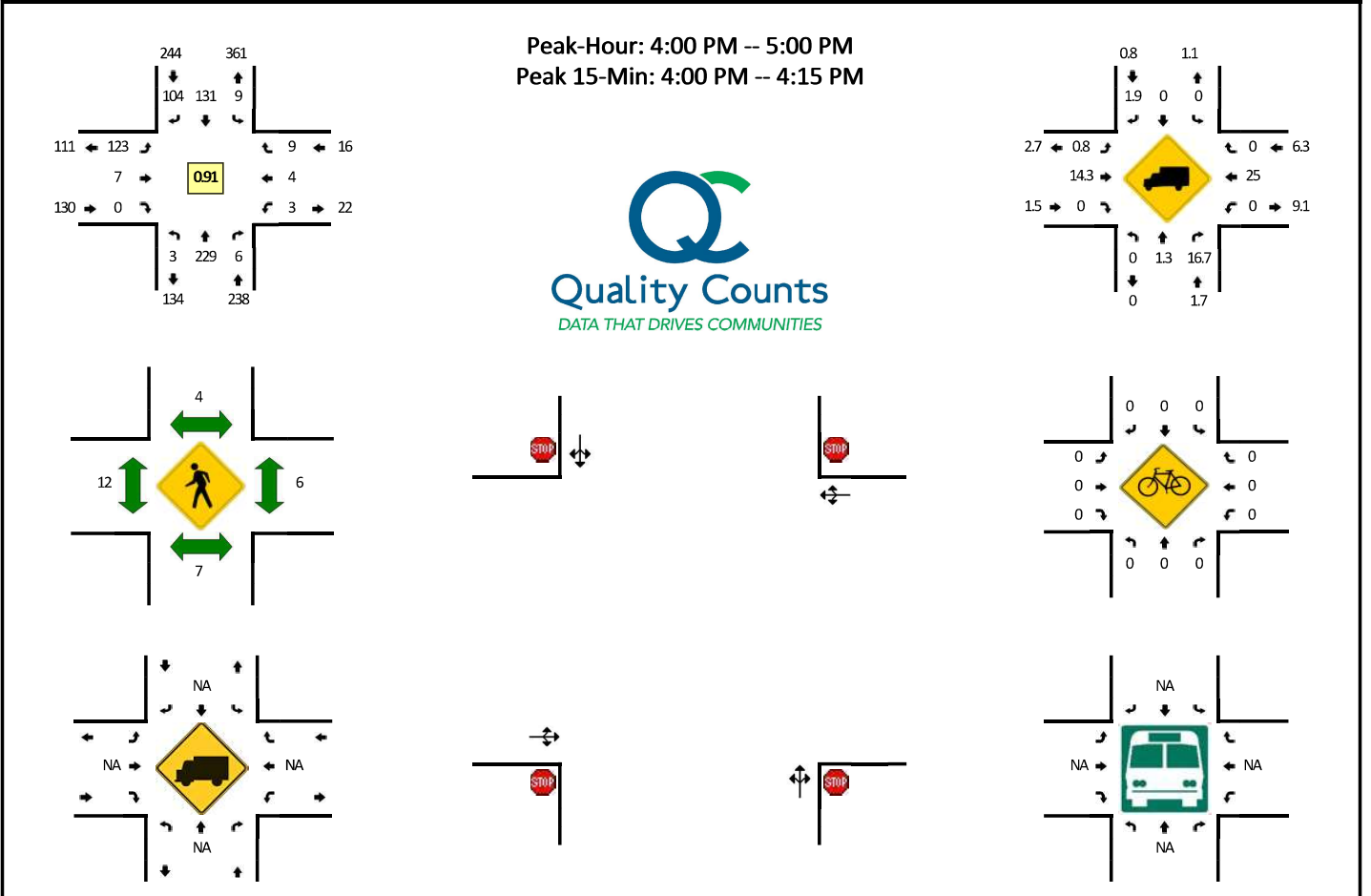


5-Min Count Period Beginning At	Goerig St (Northbound)				Goerig St (Southbound)				Park Rd/Bozarth Ave (Eastbound)				Park Rd/Bozarth Ave (Westbound)				Total	Hourly Totals
	Left	Thru	Right	U	Left	Thru	Right	U	Left	Thru	Right	U	Left	Thru	Right	U		
7:00 AM	0	9	0	0	0	6	3	0	3	0	0	0	0	0	0	0	21	
7:05 AM	0	12	0	0	1	6	4	0	2	0	0	0	0	0	0	0	25	
7:10 AM	0	10	0	0	0	6	6	0	2	0	0	0	0	0	0	0	24	
7:15 AM	0	8	1	0	0	6	6	0	2	0	0	0	0	0	0	0	23	
7:20 AM	0	8	0	0	0	4	6	0	3	0	0	0	0	0	0	0	21	
7:25 AM	0	10	1	0	0	9	6	0	4	0	0	0	0	0	0	0	30	
7:30 AM	0	6	0	0	0	7	11	0	5	0	0	0	0	0	0	0	29	
7:35 AM	0	6	1	0	0	8	11	0	6	0	0	0	0	1	0	0	33	
7:40 AM	0	8	0	0	1	13	10	0	5	0	0	0	0	2	0	0	39	
7:45 AM	0	9	0	0	1	8	9	0	6	0	0	0	0	0	0	0	33	
7:50 AM	1	6	0	0	1	10	9	0	4	0	0	0	0	0	3	0	34	
7:55 AM	0	10	0	0	0	20	12	0	4	0	1	0	0	0	0	1	48	360
8:00 AM	0	9	1	0	1	10	13	0	3	0	0	0	0	0	2	0	39	378
8:05 AM	0	8	0	0	1	4	14	0	9	1	0	0	0	0	0	0	37	390
8:10 AM	0	9	0	0	1	6	10	0	3	0	0	0	0	0	0	0	29	395
8:15 AM	0	8	0	0	0	5	8	0	7	1	0	0	0	0	1	0	30	402
8:20 AM	0	7	0	0	1	10	18	0	14	2	0	0	0	0	1	0	53	434
8:25 AM	0	11	1	0	2	7	17	0	13	1	1	0	0	0	1	0	54	458
8:30 AM	0	10	1	0	1	11	22	0	20	0	0	0	0	0	2	0	67	496
8:35 AM	1	12	1	0	0	9	27	0	16	2	0	0	0	2	0	1	71	534
8:40 AM	1	7	0	0	0	8	20	0	17	1	0	0	0	0	4	1	59	554
8:45 AM	0	9	0	0	0	10	13	0	12	1	0	0	0	0	1	0	46	567
8:50 AM	0	8	0	0	0	8	14	0	18	1	0	0	0	0	0	2	51	584
8:55 AM	0	7	0	0	1	13	13	0	14	1	0	0	0	0	1	0	50	586
Peak 15-Min Flowrates	Northbound				Southbound				Eastbound				Westbound				Total	
	Left	Thru	Right	U	Left	Thru	Right	U	Left	Thru	Right	U	Left	Thru	Right	U		
All Vehicles	8	116	8	0	4	112	276	0	212	12	0	0	8	24	8	0	788	
Heavy Trucks	4	8	0		4	0	12		4	0	0		4	4	4		44	
Pedestrians		0				0				0				0			0	
Bicycles	0	0	0		0	0	0		0	0	0		0	0	0		0	
Railroad																		
Stopped Buses																		

Comments:

**LOCATION:** Goerig St -- Park Rd/Bozarth Ave  
**CITY/STATE:** Cowlitz, WA

**QC JOB #:** 14970802  
**DATE:** Tue, May 21 2019



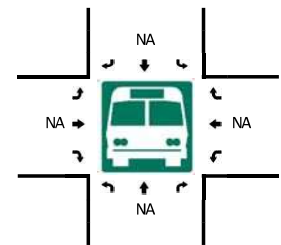
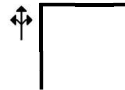
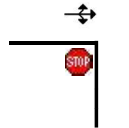
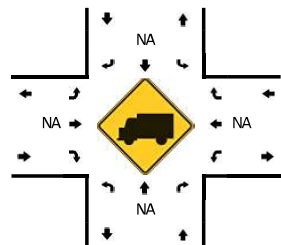
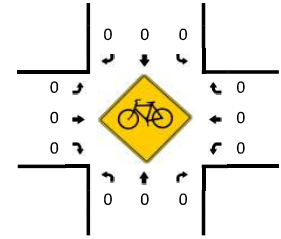
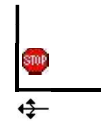
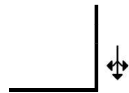
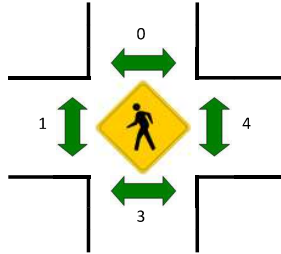
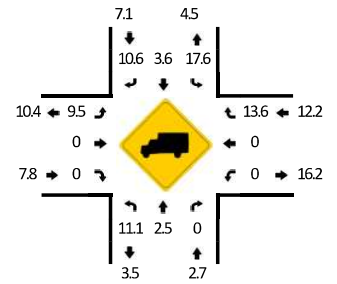
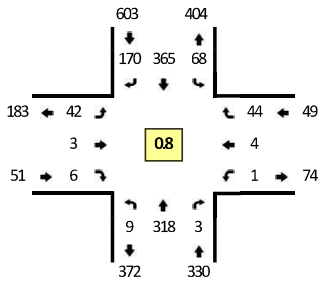
5-Min Count Period Beginning At	Goerig St (Northbound)				Goerig St (Southbound)				Park Rd/Bozarth Ave (Eastbound)				Park Rd/Bozarth Ave (Westbound)				Total	Hourly Totals
	Left	Thru	Right	U	Left	Thru	Right	U	Left	Thru	Right	U	Left	Thru	Right	U		
4:00 PM	0	22	0	0	3	9	14	0	19	2	0	0	0	0	2	0	71	
4:05 PM	0	16	1	0	0	8	6	0	17	0	0	0	1	1	1	0	51	
4:10 PM	0	20	0	0	1	10	9	0	10	1	0	0	0	0	0	0	51	
4:15 PM	0	22	0	0	0	13	8	0	15	1	0	0	1	0	0	0	60	
4:20 PM	1	19	1	0	1	10	8	0	9	0	0	0	0	0	1	0	50	
4:25 PM	0	11	1	0	1	13	7	0	7	0	0	0	0	0	2	0	42	
4:30 PM	0	22	0	0	0	10	6	0	4	0	0	0	0	0	1	0	43	
4:35 PM	1	26	0	0	2	9	4	0	12	0	0	0	0	0	1	0	55	
4:40 PM	0	21	1	0	0	12	6	0	7	2	0	0	0	1	1	0	51	
4:45 PM	0	15	0	0	0	12	12	0	8	0	0	0	1	0	0	0	48	
4:50 PM	1	17	1	0	1	10	10	0	10	0	0	0	0	2	0	0	52	
4:55 PM	0	18	1	0	0	15	14	0	5	1	0	0	0	0	0	0	54	628
5:00 PM	1	17	0	0	1	9	10	0	14	0	0	0	1	0	0	0	53	610
5:05 PM	0	17	1	0	1	6	6	0	13	2	0	0	0	1	0	0	47	606
5:10 PM	1	22	2	0	2	11	4	0	12	1	0	0	0	1	0	0	56	611
5:15 PM	1	13	0	0	2	14	8	0	8	0	0	0	1	0	2	0	49	600
5:20 PM	0	7	0	0	1	5	12	0	2	0	0	0	1	1	0	0	29	579
5:25 PM	0	13	0	0	1	6	6	0	9	0	1	0	1	0	0	0	37	574
5:30 PM	0	14	1	0	1	7	7	0	4	0	0	0	0	0	1	0	35	566
5:35 PM	1	29	0	0	3	5	1	0	7	0	1	0	0	0	1	0	48	559
5:40 PM	0	11	2	0	0	15	4	0	6	0	0	0	0	0	0	0	38	546
5:45 PM	0	13	1	0	1	9	3	0	3	0	0	0	0	0	0	0	30	528
5:50 PM	0	10	1	0	0	8	12	0	4	0	0	0	2	0	0	0	37	513
5:55 PM	0	19	0	0	1	11	13	0	5	0	0	0	1	0	0	0	50	509
Peak 15-Min Flowrates	Northbound				Southbound				Eastbound				Westbound				Total	
	Left	Thru	Right	U	Left	Thru	Right	U	Left	Thru	Right	U	Left	Thru	Right	U		
All Vehicles	0	232	4	0	16	108	116	0	184	12	0	0	4	4	12	0	692	
Heavy Trucks	0	4	4	0	0	0	0	0	4	0	0	0	0	4	0	0	16	
Pedestrians		8				12				20				8			48	
Bicycles	0	0	0		0	0	0		0	0	0		0	0	0		0	
Railroad																		
Stopped Buses																		

*Comments:*

**LOCATION:** Goerig St -- Lakeshore Dr/Buckeye St  
**CITY/STATE:** Cowlitz, WA

**QC JOB #:** 14970803  
**DATE:** Tue, May 21 2019

**Peak-Hour: 7:55 AM -- 8:55 AM**  
**Peak 15-Min: 8:25 AM -- 8:40 AM**

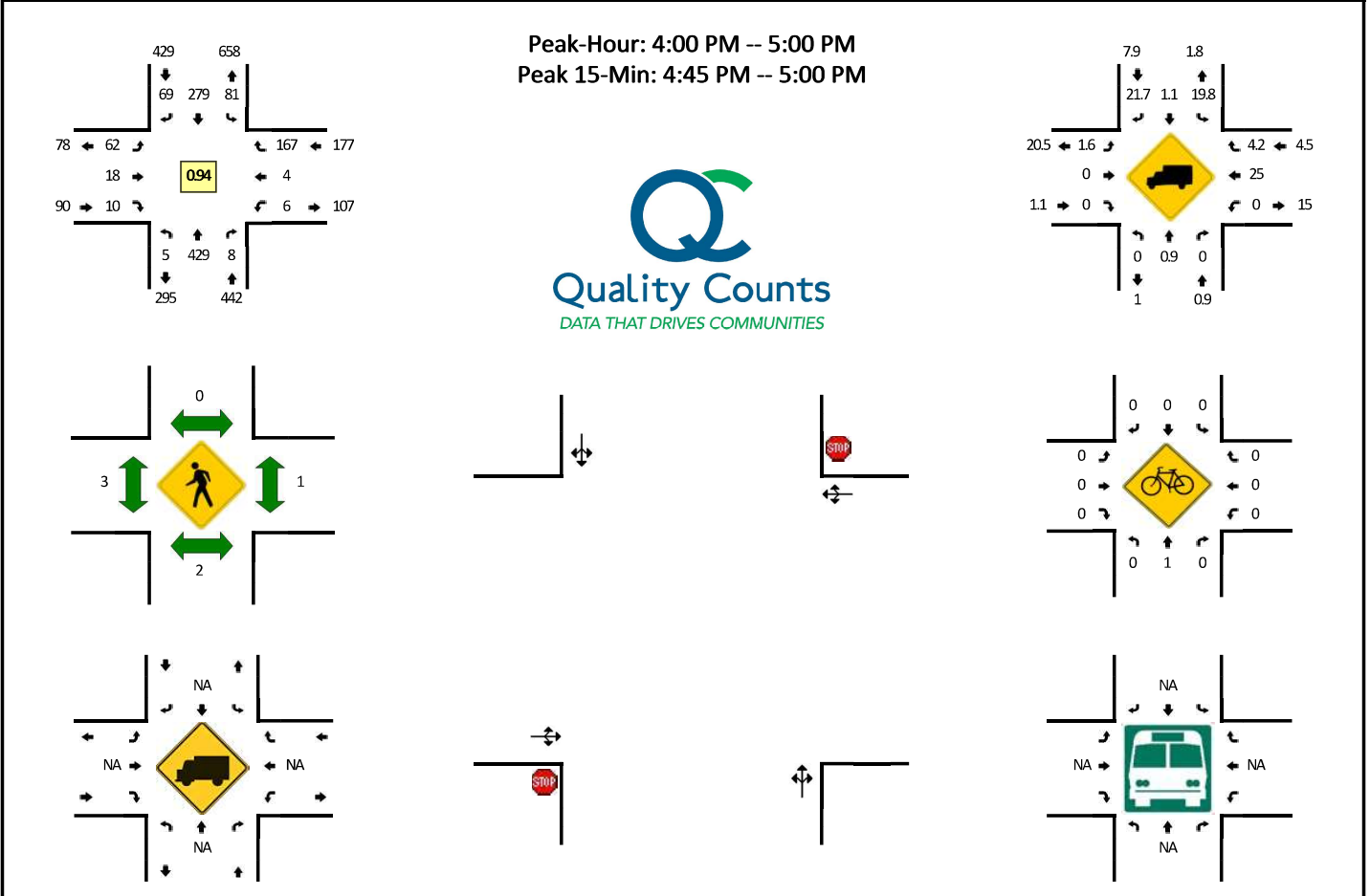


5-Min Count Period Beginning At	Goerig St (Northbound)				Goerig St (Southbound)				Lakeshore Dr/Buckeye St (Eastbound)				Lakeshore Dr/Buckeye St (Westbound)				Total	Hourly Totals
	Left	Thru	Right	U	Left	Thru	Right	U	Left	Thru	Right	U	Left	Thru	Right	U		
7:00 AM	0	14	1	0	6	13	0	0	3	1	0	0	0	0	4	0	42	
7:05 AM	0	16	0	0	2	17	3	0	1	0	0	0	0	0	4	0	43	
7:10 AM	0	14	0	0	2	12	0	0	5	0	0	0	0	0	9	0	42	
7:15 AM	0	18	0	0	0	15	1	0	0	1	0	0	0	0	8	0	43	
7:20 AM	0	16	1	0	2	16	5	0	4	0	0	0	0	0	3	0	47	
7:25 AM	0	14	0	0	3	10	0	0	1	0	0	0	1	0	6	0	35	
7:30 AM	0	13	0	0	6	25	0	0	0	1	0	0	0	0	6	0	51	
7:35 AM	0	14	0	0	1	23	2	0	5	1	1	0	0	1	6	0	54	
7:40 AM	2	18	0	0	1	20	1	0	3	0	0	0	0	0	8	0	53	
7:45 AM	0	19	0	0	6	19	0	0	1	0	0	0	0	0	6	0	51	
7:50 AM	1	13	0	0	8	25	3	0	1	0	0	0	1	0	1	0	53	
7:55 AM	1	19	0	0	8	30	11	0	2	0	0	0	0	0	1	0	72	586
8:00 AM	1	20	0	0	4	32	10	0	7	0	0	0	0	1	4	0	79	623
8:05 AM	0	23	0	0	5	22	9	0	0	0	2	0	0	0	9	0	70	650
8:10 AM	0	19	0	0	4	21	22	0	3	0	2	0	0	0	5	0	76	684
8:15 AM	0	21	1	0	6	20	15	0	3	0	0	0	0	0	4	0	70	711
8:20 AM	1	25	1	0	5	31	22	0	3	0	0	0	0	0	2	0	90	754
8:25 AM	1	27	0	0	7	36	29	0	3	0	0	0	1	1	2	0	107	826
8:30 AM	0	41	0	0	5	40	16	0	5	0	0	0	0	0	6	0	113	888
8:35 AM	2	30	0	0	5	41	20	0	4	1	0	0	0	0	1	0	104	938
8:40 AM	2	39	0	0	6	33	8	0	4	2	1	0	0	0	3	0	98	983
8:45 AM	1	20	1	0	8	26	4	0	5	0	0	0	0	1	3	0	69	1001
8:50 AM	0	34	0	0	5	33	4	0	3	0	1	0	0	1	4	0	85	1033
8:55 AM	0	30	1	0	4	29	5	0	4	1	1	0	0	0	6	0	81	1042
Peak 15-Min Flowrates	Northbound				Southbound				Eastbound				Westbound				Total	
	Left	Thru	Right	U	Left	Thru	Right	U	Left	Thru	Right	U	Left	Thru	Right	U		
All Vehicles	12	392	0	0	68	468	260	0	48	4	0	0	4	4	36	0	1296	
Heavy Trucks	0	8	0	0	20	28	20	0	0	0	0	0	0	0	4	0	80	
Pedestrians	0	8	0	0	0	0	0	0	0	0	0	0	0	12	0	0	20	
Bicycles	0	0	0	0	0	0	0	0	0	0	0	0	0	0	0	0	0	
Railroad	0	0	0	0	0	0	0	0	0	0	0	0	0	0	0	0	0	
Stopped Buses	0	0	0	0	0	0	0	0	0	0	0	0	0	0	0	0	0	

Comments:

**LOCATION:** Goerig St -- Lakeshore Dr/Buckeye St  
**CITY/STATE:** Cowlitz, WA

**QC JOB #:** 14970804  
**DATE:** Tue, May 21 2019



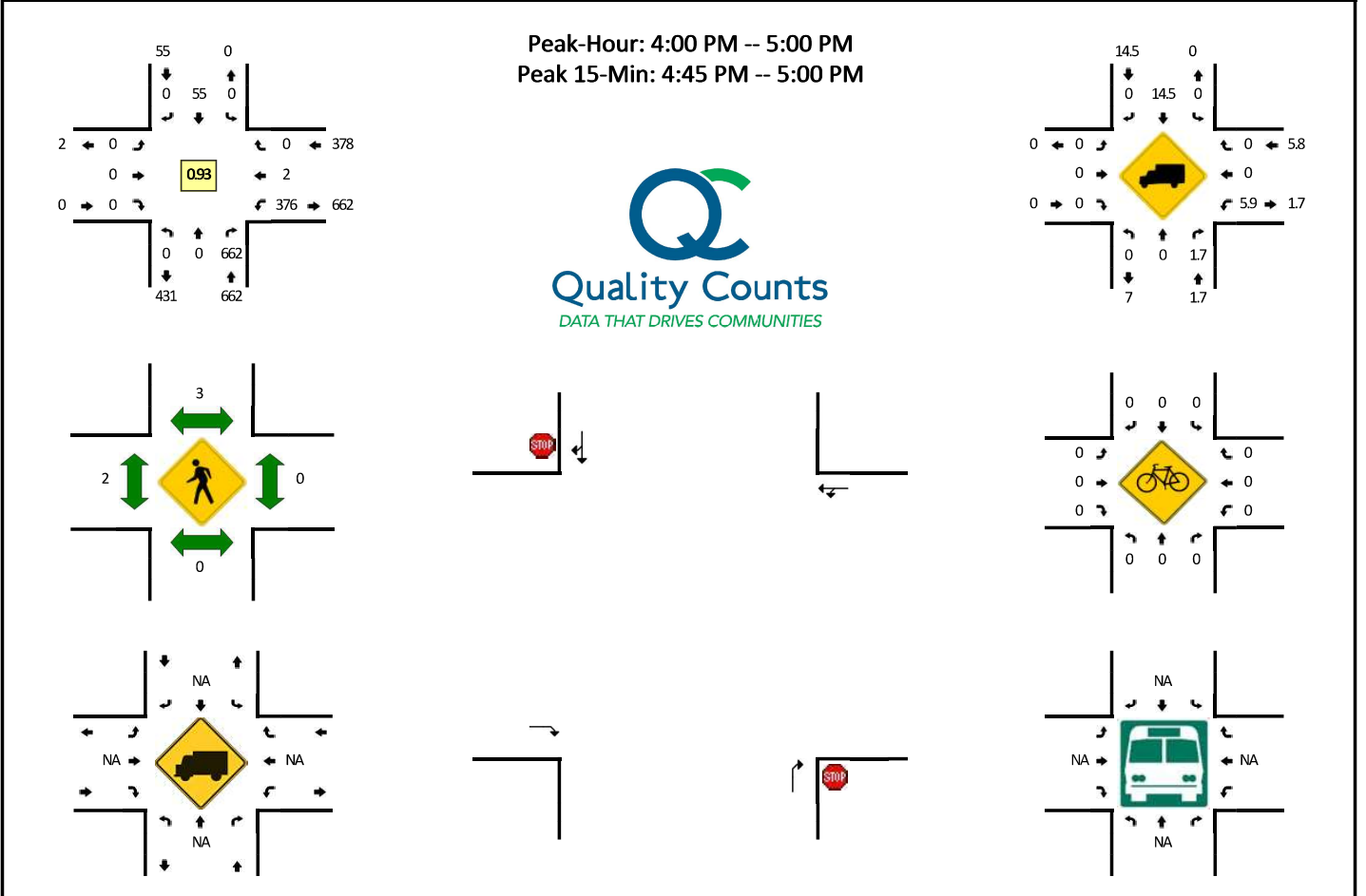
5-Min Count Period Beginning At	Goerig St (Northbound)				Goerig St (Southbound)				Lakeshore Dr/Buckeye St (Eastbound)				Lakeshore Dr/Buckeye St (Westbound)				Total	Hourly Totals
	Left	Thru	Right	U	Left	Thru	Right	U	Left	Thru	Right	U	Left	Thru	Right	U		
4:00 PM	0	45	1	0	6	25	3	0	7	3	2	0	1	0	10	0	103	
4:05 PM	0	45	0	0	5	14	5	0	6	1	1	0	0	1	3	0	81	
4:10 PM	0	31	0	0	8	26	1	0	3	1	1	0	2	0	23	0	96	
4:15 PM	0	41	1	0	9	28	6	0	3	0	2	0	1	0	12	0	103	
4:20 PM	0	36	0	0	11	23	4	0	4	1	0	0	0	0	15	0	94	
4:25 PM	0	30	2	0	7	25	2	0	3	0	1	0	1	0	16	0	87	
4:30 PM	1	29	0	0	4	18	4	0	6	2	0	0	0	0	17	0	81	
4:35 PM	2	42	1	0	7	16	5	0	5	5	0	0	0	0	13	0	96	
4:40 PM	0	36	1	0	7	22	5	0	9	2	0	0	0	2	11	0	95	
4:45 PM	1	30	0	0	6	29	10	0	7	2	0	0	1	1	12	0	99	
4:50 PM	0	33	1	0	5	28	13	0	4	0	2	0	0	0	19	0	105	
4:55 PM	1	31	1	0	6	25	11	0	5	1	1	0	0	0	16	0	98	1138
5:00 PM	2	33	0	0	5	24	13	0	16	0	0	0	0	0	19	0	112	1147
5:05 PM	0	41	0	0	6	16	4	0	4	0	0	0	0	0	20	0	91	1157
5:10 PM	1	37	0	0	5	23	10	0	8	2	0	0	0	0	10	0	96	1157
5:15 PM	1	33	0	0	6	27	3	0	10	1	1	0	0	0	8	0	90	1144
5:20 PM	1	20	0	0	6	20	9	0	6	0	2	0	0	0	6	0	70	1120
5:25 PM	0	22	0	0	11	14	4	0	7	2	2	0	1	0	7	0	70	1103
5:30 PM	0	18	0	0	9	11	6	0	6	1	1	0	0	1	3	0	56	1078
5:35 PM	4	36	0	0	7	10	5	0	7	1	5	0	0	0	17	0	92	1074
5:40 PM	2	20	0	0	5	17	5	0	8	1	0	0	0	0	11	0	69	1048
5:45 PM	2	16	0	0	2	16	5	0	3	2	2	0	0	1	5	0	54	1003
5:50 PM	0	21	0	0	3	21	3	0	7	4	0	0	0	0	8	0	67	965
5:55 PM	0	27	1	0	4	28	4	0	2	0	0	0	0	0	10	0	76	943
Peak 15-Min Flowrates	Northbound				Southbound				Eastbound				Westbound				Total	
	Left	Thru	Right	U	Left	Thru	Right	U	Left	Thru	Right	U	Left	Thru	Right	U		
All Vehicles	8	376	8	0	68	328	136	0	64	12	12	0	4	4	188	0	1208	
Heavy Trucks	0	0	0	0	12	4	20	0	0	0	0	0	0	4	8	0	48	
Pedestrians	0	4	0	0	0	0	0	0	0	0	0	0	0	0	0	0	4	
Bicycles	0	1	0	0	0	0	0	0	0	0	0	0	0	0	0	0	1	
Railroad																		
Stopped Buses																		

*Comments:*



**LOCATION:** Goerig St -- Lewis River Rd  
**CITY/STATE:** Cowlitz, WA

**QC JOB #:** 14970806  
**DATE:** Tue, May 21 2019

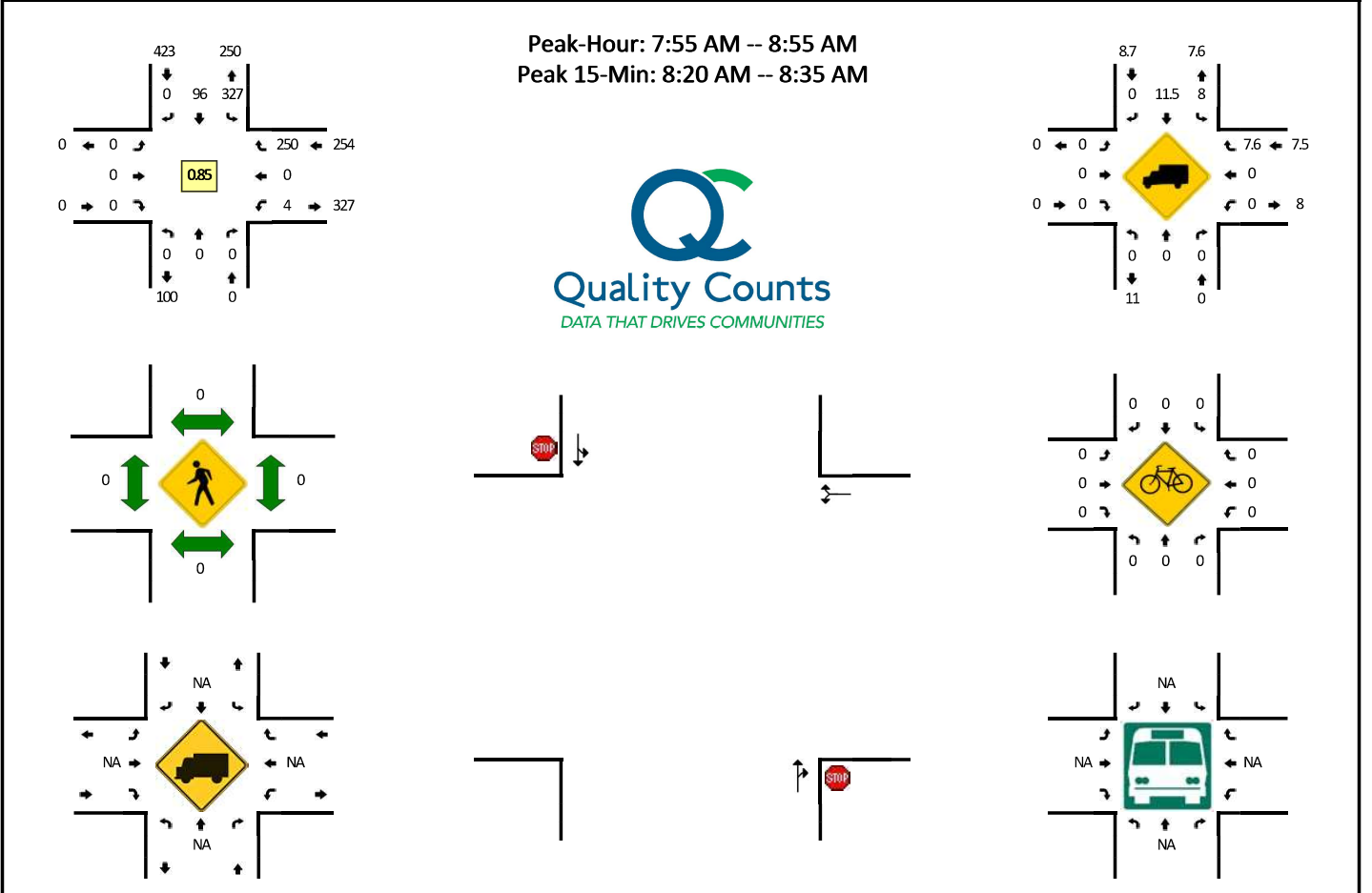


5-Min Count Period Beginning At	Goerig St (Northbound)				Goerig St (Southbound)				Lewis River Rd (Eastbound)				Lewis River Rd (Westbound)				Total	Hourly Totals
	Left	Thru	Right	U	Left	Thru	Right	U	Left	Thru	Right	U	Left	Thru	Right	U		
4:00 PM	0	0	63	0	0	2	0	0	0	0	0	0	33	1	0	0	99	
4:05 PM	0	0	56	0	0	1	0	0	0	0	0	0	22	1	0	0	80	
4:10 PM	0	0	55	0	0	4	0	0	0	0	0	0	31	0	0	0	90	
4:15 PM	0	0	57	0	0	5	0	0	0	0	0	0	38	0	0	0	100	
4:20 PM	0	0	54	0	0	5	0	0	0	0	0	0	33	0	0	0	92	
4:25 PM	0	0	51	0	0	8	0	0	0	0	0	0	26	0	0	0	85	
4:30 PM	0	0	51	0	0	4	0	0	0	0	0	0	22	0	0	0	77	
4:35 PM	0	0	60	0	0	1	0	0	0	0	0	0	27	0	0	0	88	
4:40 PM	0	0	56	0	0	3	0	0	0	0	0	0	31	0	0	0	90	
4:45 PM	0	0	50	0	0	6	0	0	0	0	0	0	40	0	0	0	96	
4:50 PM	0	0	56	0	0	8	0	0	0	0	0	0	40	0	0	0	104	
4:55 PM	0	0	53	0	0	8	0	0	0	0	0	0	33	0	0	0	94	1095
5:00 PM	0	0	68	0	0	8	0	0	0	0	0	0	31	1	0	0	108	1104
5:05 PM	0	0	65	0	0	1	0	0	0	0	0	0	25	0	0	0	91	1115
5:10 PM	0	0	57	0	0	2	0	0	0	0	0	0	40	0	0	0	99	1124
5:15 PM	0	0	51	0	0	3	0	0	0	0	0	0	33	0	0	0	87	1111
5:20 PM	0	0	32	0	0	2	0	0	0	0	0	0	31	0	0	0	65	1084
5:25 PM	0	0	36	0	0	4	0	0	0	0	0	0	25	0	0	0	65	1064
5:30 PM	0	0	26	0	0	2	0	0	0	0	0	0	24	0	0	0	52	1039
5:35 PM	0	0	61	0	0	2	0	0	0	0	0	0	20	0	0	0	83	1034
5:40 PM	0	0	40	0	0	1	0	0	0	0	0	0	27	1	0	0	69	1013
5:45 PM	0	0	24	0	0	2	0	0	0	0	0	0	22	0	0	0	48	965
5:50 PM	0	0	36	0	0	3	0	0	0	0	0	0	28	0	0	0	67	928
5:55 PM	0	0	38	0	0	3	0	0	0	0	0	0	33	0	0	0	74	908
Peak 15-Min Flowrates	Northbound				Southbound				Eastbound				Westbound				Total	
	Left	Thru	Right	U	Left	Thru	Right	U	Left	Thru	Right	U	Left	Thru	Right	U		
All Vehicles	0	0	636	0	0	88	0	0	0	0	0	0	452	0	0	0	0	1176
Heavy Trucks	0	0	8	0	0	4	0	0	0	0	0	0	28	0	0	0	0	40
Pedestrians	0	0	0	0	0	4	0	0	0	0	0	0	0	0	0	0	0	8
Bicycles	0	0	0	0	0	0	0	0	0	0	0	0	0	0	0	0	0	0
Railroad																		
Stopped Buses																		

Comments:

**LOCATION:** Goerig St -- Pacific Ave  
**CITY/STATE:** Cowlitz, WA

**QC JOB #:** 14970807  
**DATE:** Tue, May 21 2019



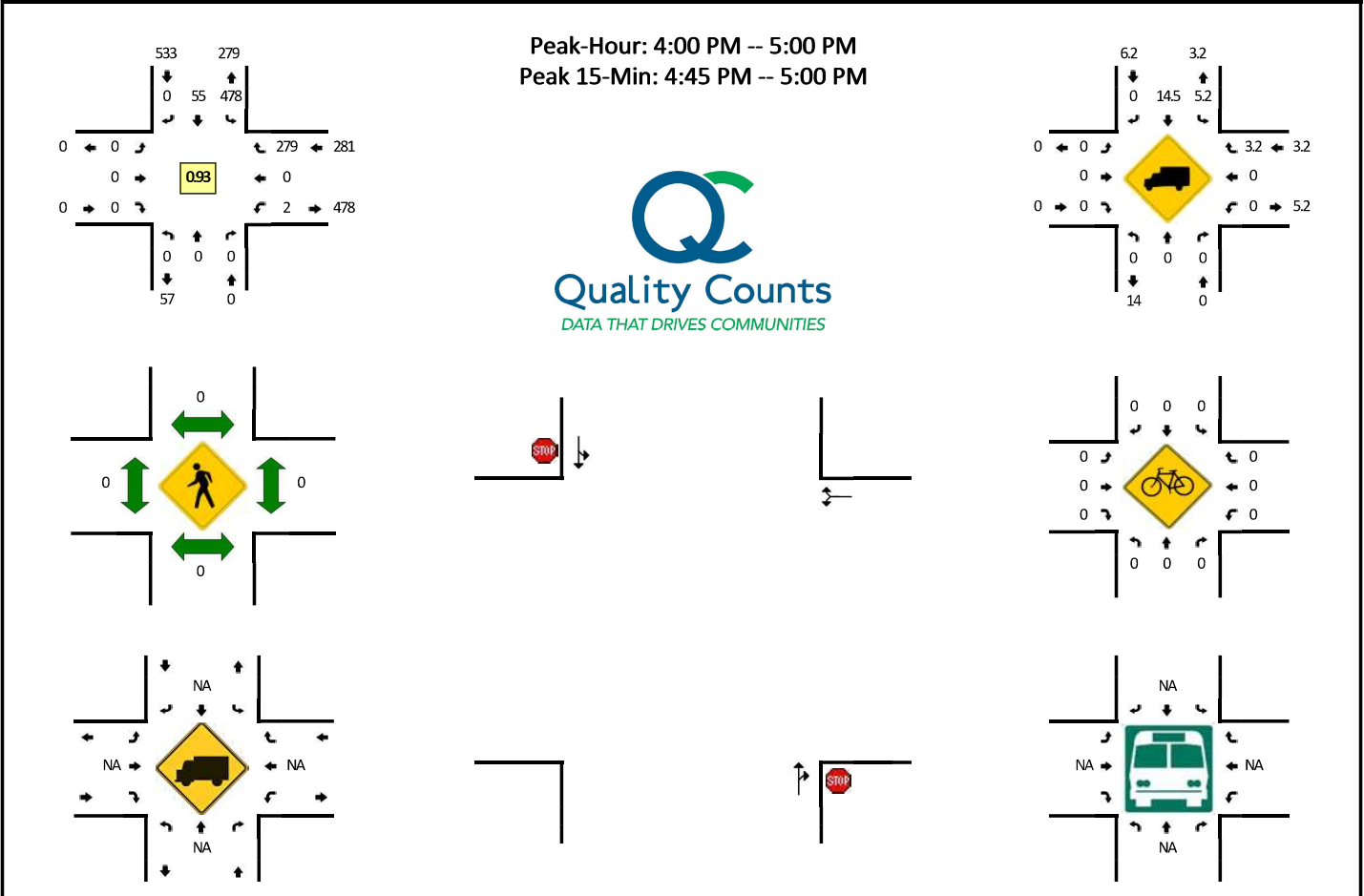
5-Min Count Period Beginning At	Goerig St (Northbound)				Goerig St (Southbound)				Pacific Ave (Eastbound)				Pacific Ave (Westbound)				Total	Hourly Totals
	Left	Thru	Right	U	Left	Thru	Right	U	Left	Thru	Right	U	Left	Thru	Right	U		
7:00 AM	0	0	0	0	23	8	0	0	0	0	0	0	0	0	24	0	55	
7:05 AM	0	0	0	0	26	2	0	0	0	0	0	0	0	0	19	0	47	
7:10 AM	0	0	0	0	14	4	0	0	0	0	0	0	0	0	15	0	33	
7:15 AM	0	0	0	0	30	4	0	0	0	0	0	0	0	0	25	0	59	
7:20 AM	0	0	0	0	19	5	0	0	0	0	0	0	0	0	25	0	49	
7:25 AM	0	0	0	0	17	3	0	0	0	0	0	0	0	0	26	0	46	
7:30 AM	0	0	0	0	30	6	0	0	0	0	0	0	0	0	28	0	64	
7:35 AM	0	0	0	0	28	3	0	0	0	0	0	0	0	0	28	0	59	
7:40 AM	0	0	0	0	22	4	0	0	0	0	0	0	0	0	20	0	46	
7:45 AM	0	0	0	0	33	8	0	0	0	0	0	0	0	0	27	0	68	
7:50 AM	0	0	0	0	36	8	0	0	0	0	0	0	0	0	25	0	69	
7:55 AM	0	0	0	0	19	9	0	0	0	0	0	0	0	0	21	0	49	644
8:00 AM	0	0	0	0	25	5	0	0	0	0	0	0	0	0	21	0	51	640
8:05 AM	0	0	0	0	19	7	0	0	0	0	0	0	0	0	19	0	45	638
8:10 AM	0	0	0	0	33	2	0	0	0	0	0	0	0	0	20	0	55	660
8:15 AM	0	0	0	0	26	5	0	0	0	0	0	0	0	0	16	0	47	648
8:20 AM	0	0	0	0	36	12	0	0	0	0	0	0	0	0	20	0	68	667
8:25 AM	0	0	0	0	23	17	0	0	0	0	0	0	0	0	24	0	64	685
8:30 AM	0	0	0	0	34	6	0	0	0	0	0	0	0	0	26	0	66	687
8:35 AM	0	0	0	0	26	5	0	0	0	0	0	0	4	0	22	0	57	685
8:40 AM	0	0	0	0	26	15	0	0	0	0	0	0	0	0	20	0	61	700
8:45 AM	0	0	0	0	29	6	0	0	0	0	0	0	0	0	20	0	55	687
8:50 AM	0	0	0	0	31	7	0	0	0	0	0	0	0	0	21	0	59	677
8:55 AM	0	0	0	0	30	6	0	0	0	0	0	0	0	0	11	0	47	675
Peak 15-Min Flowrates	Northbound				Southbound				Eastbound				Westbound				Total	
	Left	Thru	Right	U	Left	Thru	Right	U	Left	Thru	Right	U	Left	Thru	Right	U		
All Vehicles	0	0	0	0	372	140	0	0	0	0	0	0	0	0	280	0	792	
Heavy Trucks	0	0	0	0	36	24	0	0	0	0	0	0	0	0	20	0	80	
Pedestrians	0	0	0	0	0	0	0	0	0	0	0	0	0	0	0	0	0	
Bicycles	0	0	0	0	0	0	0	0	0	0	0	0	0	0	0	0	0	
Railroad	0	0	0	0	0	0	0	0	0	0	0	0	0	0	0	0	0	
Stopped Buses	0	0	0	0	0	0	0	0	0	0	0	0	0	0	0	0	0	

Comments:



**LOCATION:** Goerig St -- Pacific Ave  
**CITY/STATE:** Cowlitz, WA

**QC JOB #:** 14970808  
**DATE:** Tue, May 21 2019

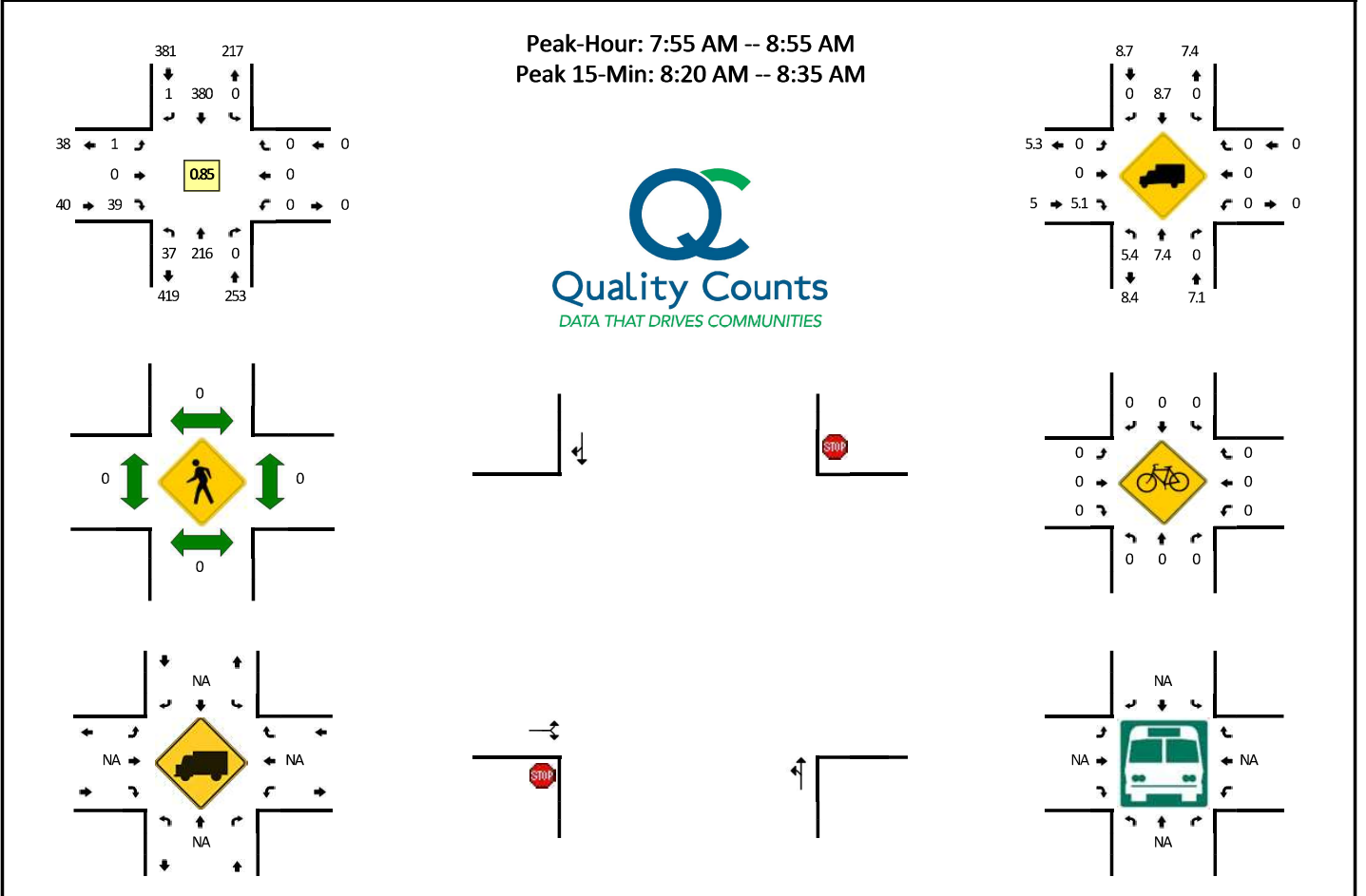


5-Min Count Period Beginning At	Goerig St (Northbound)				Goerig St (Southbound)				Pacific Ave (Eastbound)				Pacific Ave (Westbound)				Total	Hourly Totals
	Left	Thru	Right	U	Left	Thru	Right	U	Left	Thru	Right	U	Left	Thru	Right	U		
4:00 PM	0	0	0	0	44	2	0	0	0	0	0	0	0	0	24	0	70	
4:05 PM	0	0	0	0	39	2	0	0	0	0	0	0	0	0	20	0	61	
4:10 PM	0	0	0	0	46	3	0	0	0	0	0	0	0	0	13	0	62	
4:15 PM	0	0	0	0	37	6	0	0	0	0	0	0	0	0	17	0	60	
4:20 PM	0	0	0	0	47	3	0	0	0	0	0	0	1	0	24	0	75	
4:25 PM	0	0	0	0	34	10	0	0	0	0	0	0	0	0	28	0	72	
4:30 PM	0	0	0	0	36	4	0	0	0	0	0	0	0	0	24	0	64	
4:35 PM	0	0	0	0	33	1	0	0	0	0	0	0	0	0	30	0	64	
4:40 PM	0	0	0	0	43	3	0	0	0	0	0	0	0	0	20	0	66	
4:45 PM	0	0	0	0	45	6	0	0	0	0	0	0	0	0	22	0	73	
4:50 PM	0	0	0	0	38	7	0	0	0	0	0	0	1	0	28	0	74	
4:55 PM	0	0	0	0	36	8	0	0	0	0	0	0	0	0	29	0	73	814
5:00 PM	0	0	0	0	34	6	0	0	0	0	0	0	1	0	21	0	62	806
5:05 PM	0	0	0	0	42	1	0	0	0	0	0	0	0	0	21	0	64	809
5:10 PM	0	0	0	0	53	2	0	0	0	0	0	0	0	0	20	0	75	822
5:15 PM	0	0	0	0	41	3	0	0	0	0	0	0	0	0	24	0	68	830
5:20 PM	0	0	0	0	44	2	0	0	0	0	0	0	0	0	31	0	77	832
5:25 PM	0	0	0	0	37	3	0	0	0	0	0	0	0	0	23	0	63	823
5:30 PM	0	0	0	0	40	2	0	0	0	0	0	0	0	0	23	0	65	824
5:35 PM	0	0	0	0	45	3	0	0	0	0	0	0	0	0	18	0	66	826
5:40 PM	0	0	0	0	44	0	0	0	0	0	0	0	1	0	23	0	68	828
5:45 PM	0	0	0	0	45	2	0	0	0	0	0	0	0	0	24	0	71	826
5:50 PM	0	0	0	0	44	5	0	0	0	0	0	0	0	0	20	0	69	821
5:55 PM	0	0	0	0	36	2	0	0	0	0	0	0	0	0	30	0	68	816
Peak 15-Min Flowrates	Northbound				Southbound				Eastbound				Westbound				Total	
	Left	Thru	Right	U	Left	Thru	Right	U	Left	Thru	Right	U	Left	Thru	Right	U		
All Vehicles	0	0	0	0	476	84	0	0	0	0	0	0	4	0	316	0	880	
Heavy Trucks	0	0	0	0	24	4	0	0	0	0	0	0	0	0	12	0	40	
Pedestrians	0	0	0	0	0	0	0	0	0	0	0	0	0	0	0	0	0	
Bicycles	0	0	0	0	0	0	0	0	0	0	0	0	0	0	0	0	0	
Railroad	0	0	0	0	0	0	0	0	0	0	0	0	0	0	0	0	0	
Stopped Buses	0	0	0	0	0	0	0	0	0	0	0	0	0	0	0	0	0	

Comments:

**LOCATION:** Pacific Ave -- CC St  
**CITY/STATE:** Cowlitz, WA

**QC JOB #:** 14970809  
**DATE:** Tue, May 21 2019

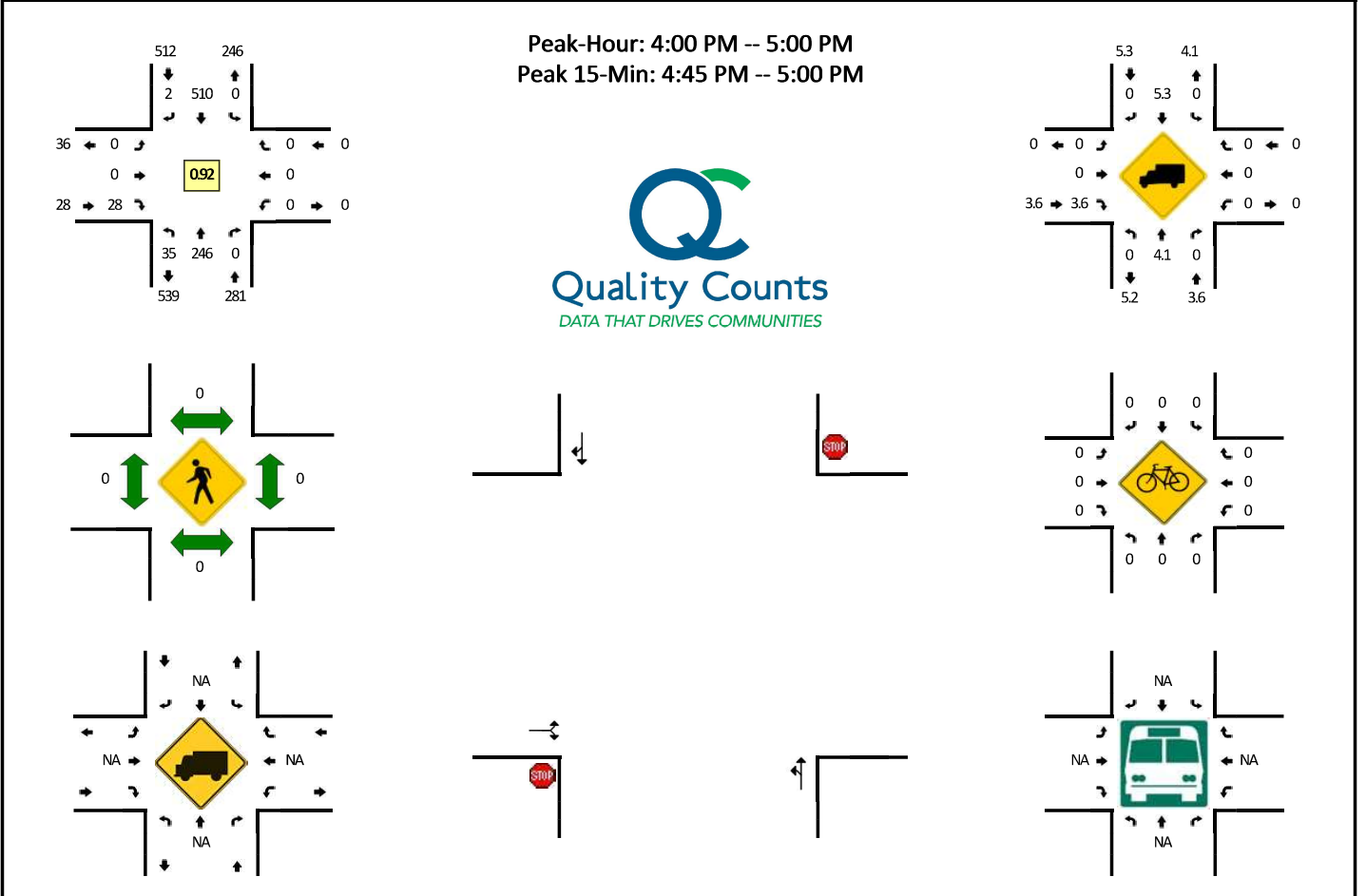


5-Min Count Period Beginning At	Pacific Ave (Northbound)				Pacific Ave (Southbound)				CC St (Eastbound)				CC St (Westbound)				Total	Hourly Totals
	Left	Thru	Right	U	Left	Thru	Right	U	Left	Thru	Right	U	Left	Thru	Right	U		
7:00 AM	2	22	0	0	0	28	0	0	0	0	0	1	0	0	0	0	53	
7:05 AM	2	18	0	0	0	25	0	0	0	0	0	3	0	0	0	0	48	
7:10 AM	1	14	0	0	0	16	0	0	0	0	0	2	0	0	0	0	33	
7:15 AM	1	24	0	0	0	33	0	0	0	0	0	1	0	0	0	0	59	
7:20 AM	3	22	0	0	0	24	0	0	0	0	0	0	0	0	0	0	49	
7:25 AM	0	26	0	0	0	19	0	0	0	0	0	1	0	0	0	0	46	
7:30 AM	3	26	0	0	0	33	0	0	0	0	0	2	0	0	0	0	64	
7:35 AM	1	27	0	0	0	29	0	0	0	0	0	2	0	0	0	0	59	
7:40 AM	1	19	0	0	0	29	1	0	0	0	0	0	0	0	0	0	50	
7:45 AM	0	26	0	0	0	38	0	0	0	0	0	0	0	0	0	0	64	
7:50 AM	1	26	0	0	0	36	0	0	0	0	0	3	0	0	0	0	66	
7:55 AM	3	19	0	0	0	29	0	0	0	0	0	2	0	0	0	0	53	644
8:00 AM	1	20	0	0	0	28	0	0	0	1	0	5	0	0	0	0	55	646
8:05 AM	2	17	0	0	0	22	0	0	0	0	0	2	0	0	0	0	43	641
8:10 AM	3	16	0	0	0	29	0	0	0	0	0	6	0	0	0	0	54	662
8:15 AM	2	13	0	0	0	32	0	0	0	0	0	4	0	0	0	0	51	654
8:20 AM	3	19	0	0	0	42	0	0	0	0	0	3	0	0	0	0	67	672
8:25 AM	5	18	0	0	0	32	0	0	0	0	0	5	0	0	0	0	60	686
8:30 AM	7	22	0	0	0	40	1	0	0	0	0	1	0	0	0	0	71	693
8:35 AM	7	15	0	0	0	27	0	0	0	0	0	3	0	0	0	0	52	686
8:40 AM	1	18	0	0	0	40	0	0	0	0	0	1	0	0	0	0	60	696
8:45 AM	2	19	0	0	0	29	0	0	0	0	0	4	0	0	0	0	54	686
8:50 AM	1	20	0	0	0	30	0	0	0	0	0	3	0	0	0	0	54	674
8:55 AM	0	11	0	0	0	32	0	0	0	0	0	4	0	0	0	0	47	668
Peak 15-Min Flowrates	Northbound				Southbound				Eastbound				Westbound				Total	
	Left	Thru	Right	U	Left	Thru	Right	U	Left	Thru	Right	U	Left	Thru	Right	U		
All Vehicles	60	236	0	0	0	456	4	0	0	0	0	36	0	0	0	0	792	
Heavy Trucks	0	20	0	0	0	52	0	0	0	0	0	0	0	0	0	0	72	
Pedestrians	0	0	0	0	0	0	0	0	0	0	0	0	0	0	0	0	0	
Bicycles	0	0	0	0	0	0	0	0	0	0	0	0	0	0	0	0	0	
Railroad																		
Stopped Buses																		

Comments:

**LOCATION:** Pacific Ave -- CC St  
**CITY/STATE:** Cowlitz, WA

**QC JOB #:** 14970810  
**DATE:** Tue, May 21 2019




5-Min Count Period Beginning At	Pacific Ave (Northbound)				Pacific Ave (Southbound)				CC St (Eastbound)				CC St (Westbound)				Total	Hourly Totals
	Left	Thru	Right	U	Left	Thru	Right	U	Left	Thru	Right	U	Left	Thru	Right	U		
4:00 PM	4	20	0	0	0	38	0	0	0	0	6	0	0	0	0	0	68	
4:05 PM	3	19	0	0	0	39	0	0	0	0	5	0	0	0	0	0	66	
4:10 PM	2	11	0	0	0	44	0	0	0	0	4	0	0	0	0	0	61	
4:15 PM	1	14	0	0	0	40	0	0	0	0	3	0	0	0	0	0	58	
4:20 PM	5	21	0	0	0	50	0	0	0	0	1	0	0	0	0	0	77	
4:25 PM	1	27	0	0	0	44	0	0	0	0	0	0	0	0	0	0	72	
4:30 PM	5	19	0	0	0	37	0	0	0	0	3	0	0	0	0	0	64	
4:35 PM	1	28	0	0	0	33	0	0	0	0	2	0	0	0	0	0	64	
4:40 PM	1	20	0	0	0	44	0	0	0	0	3	0	0	0	0	0	68	
4:45 PM	0	22	0	0	0	51	0	0	0	0	1	0	0	0	0	0	74	
4:50 PM	6	22	0	0	0	48	1	0	0	0	0	0	0	0	0	0	77	
4:55 PM	5	23	0	1	0	42	1	0	0	0	0	0	0	0	0	0	72	821
5:00 PM	2	19	0	0	0	32	0	0	0	0	8	0	0	0	0	0	61	814
5:05 PM	2	19	0	0	0	41	0	0	0	0	3	0	0	0	0	0	65	813
5:10 PM	3	17	0	0	0	52	0	0	0	0	2	0	0	0	0	0	74	826
5:15 PM	6	18	0	0	0	41	0	0	0	0	4	0	0	0	0	0	69	837
5:20 PM	2	28	0	0	0	41	0	0	0	0	3	0	0	0	0	0	74	834
5:25 PM	2	22	0	0	0	43	0	0	0	0	0	0	0	0	0	0	67	829
5:30 PM	2	21	0	0	0	41	0	0	0	0	0	0	0	0	0	0	64	829
5:35 PM	0	17	0	0	0	44	1	0	0	0	2	0	0	0	0	0	64	829
5:40 PM	1	23	0	0	0	39	0	0	0	0	3	0	0	0	0	0	66	827
5:45 PM	2	22	0	0	0	44	0	0	0	0	3	0	0	0	0	0	71	824
5:50 PM	2	18	0	0	0	46	0	0	0	0	2	0	0	0	0	0	68	815
5:55 PM	3	27	0	0	0	36	0	0	0	1	2	0	0	0	0	0	69	812
Peak 15-Min Flowrates	Northbound				Southbound				Eastbound				Westbound				Total	
	Left	Thru	Right	U	Left	Thru	Right	U	Left	Thru	Right	U	Left	Thru	Right	U		
All Vehicles	44	268	0	4	0	564	8	0	0	0	4	0	0	0	0	0	892	
Heavy Trucks	0	12	0	0	0	20	0	0	0	0	0	0	0	0	0	0	32	
Pedestrians	0	0	0	0	0	0	0	0	0	0	0	0	0	0	0	0	0	
Bicycles	0	0	0	0	0	0	0	0	0	0	0	0	0	0	0	0	0	
Railroad																		
Stopped Buses																		

Comments:

**LOCATION:** I-5 SB On Ramp -- Lewis River Rd  
**CITY/STATE:** Cowlitz, WA

**QC JOB #:** 14970811  
**DATE:** Tue, May 21 2019

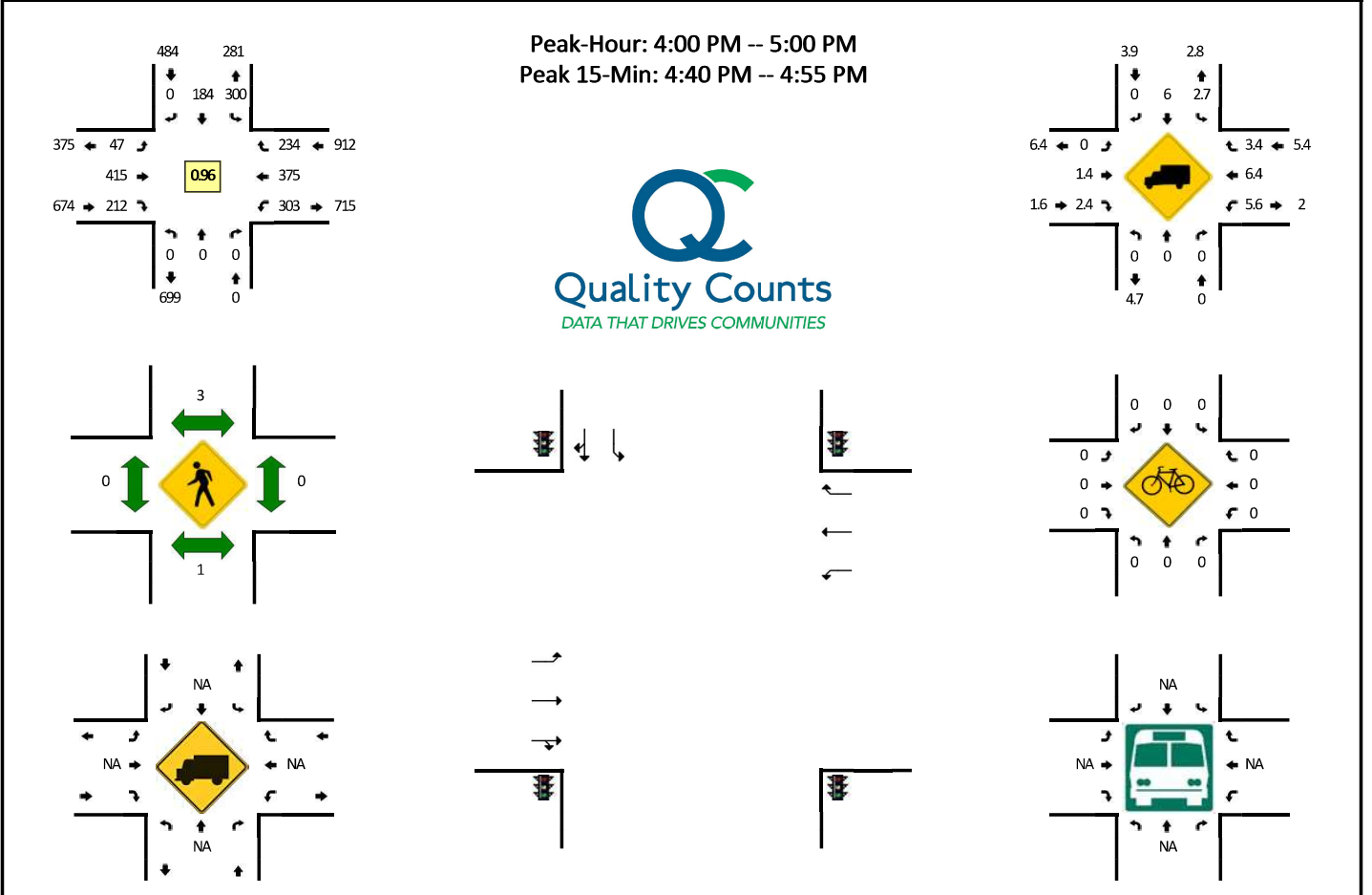


5-Min Count Period Beginning At	I-5 SB On Ramp (Northbound)				I-5 SB On Ramp (Southbound)				Lewis River Rd (Eastbound)				Lewis River Rd (Westbound)				Total	Hourly Totals
	Left	Thru	Right	U	Left	Thru	Right	U	Left	Thru	Right	U	Left	Thru	Right	U		
7:00 AM	0	0	0	0	8	14	0	0	1	6	14	0	35	12	22	0	112	
7:05 AM	0	0	0	0	10	16	0	0	1	11	13	0	47	19	19	0	136	
7:10 AM	0	0	0	0	4	7	0	0	1	7	17	0	39	10	14	0	99	
7:15 AM	0	0	0	0	14	18	0	0	2	7	16	0	41	12	23	0	133	
7:20 AM	0	0	0	0	7	12	0	0	2	10	12	0	43	18	23	0	127	
7:25 AM	0	0	0	0	3	6	0	0	7	12	8	0	39	11	20	0	106	
7:30 AM	0	0	0	0	12	21	0	0	4	3	11	0	40	25	24	0	140	
7:35 AM	0	0	0	0	11	14	0	0	2	10	14	0	35	22	26	0	134	
7:40 AM	0	0	0	0	9	14	0	0	2	10	18	0	39	19	18	0	129	
7:45 AM	0	0	0	0	15	19	0	0	1	12	12	0	28	17	25	0	129	
7:50 AM	0	0	0	0	19	11	0	0	2	8	6	0	34	29	25	0	134	
7:55 AM	0	0	0	0	8	5	0	0	1	14	8	0	35	41	20	0	132	
8:00 AM	0	0	0	0	18	11	0	0	3	20	7	0	29	41	18	0	147	
8:05 AM	0	0	0	0	13	13	0	0	0	28	5	0	21	29	19	0	128	
8:10 AM	0	0	0	0	6	17	0	0	3	15	8	0	18	43	17	0	127	
8:15 AM	0	0	0	0	14	19	0	0	2	19	9	0	16	36	14	0	129	
8:20 AM	0	0	0	0	14	19	0	0	2	17	9	0	24	46	18	0	149	
8:25 AM	0	0	0	0	11	11	1	0	1	17	13	0	27	61	24	0	166	
8:30 AM	0	0	0	0	14	6	0	0	7	31	12	0	24	52	19	0	165	
8:35 AM	0	0	0	0	9	18	0	0	3	28	12	0	24	52	23	0	169	
8:40 AM	0	0	0	0	14	14	0	0	3	32	10	0	28	36	17	0	154	
8:45 AM	0	0	0	0	11	14	0	0	4	14	10	0	16	32	17	0	118	
8:50 AM	0	0	0	0	15	16	0	0	6	25	10	0	24	33	14	0	143	
8:55 AM	0	0	0	0	15	11	0	0	1	30	9	0	23	34	10	0	133	
Peak 15-Min Flowrates	Northbound				Southbound				Eastbound				Westbound				Total	
	Left	Thru	Right	U	Left	Thru	Right	U	Left	Thru	Right	U	Left	Thru	Right	U		
All Vehicles	0	0	0	0	136	140	4	0	44	304	148	0	300	660	264	0	2000	
Heavy Trucks	0	0	0	0	8	4	0	0	0	8	8	0	8	48	12	0	96	
Pedestrians		8				16				0				0			24	
Bicycles	0	0	0		0	0	0		0	0	0		0	1	0		1	
Railroad																		
Stopped Buses																		

Comments:

**LOCATION:** I-5 SB On Ramp -- Lewis River Rd  
**CITY/STATE:** Cowlitz, WA

**QC JOB #:** 14970812  
**DATE:** Tue, May 21 2019

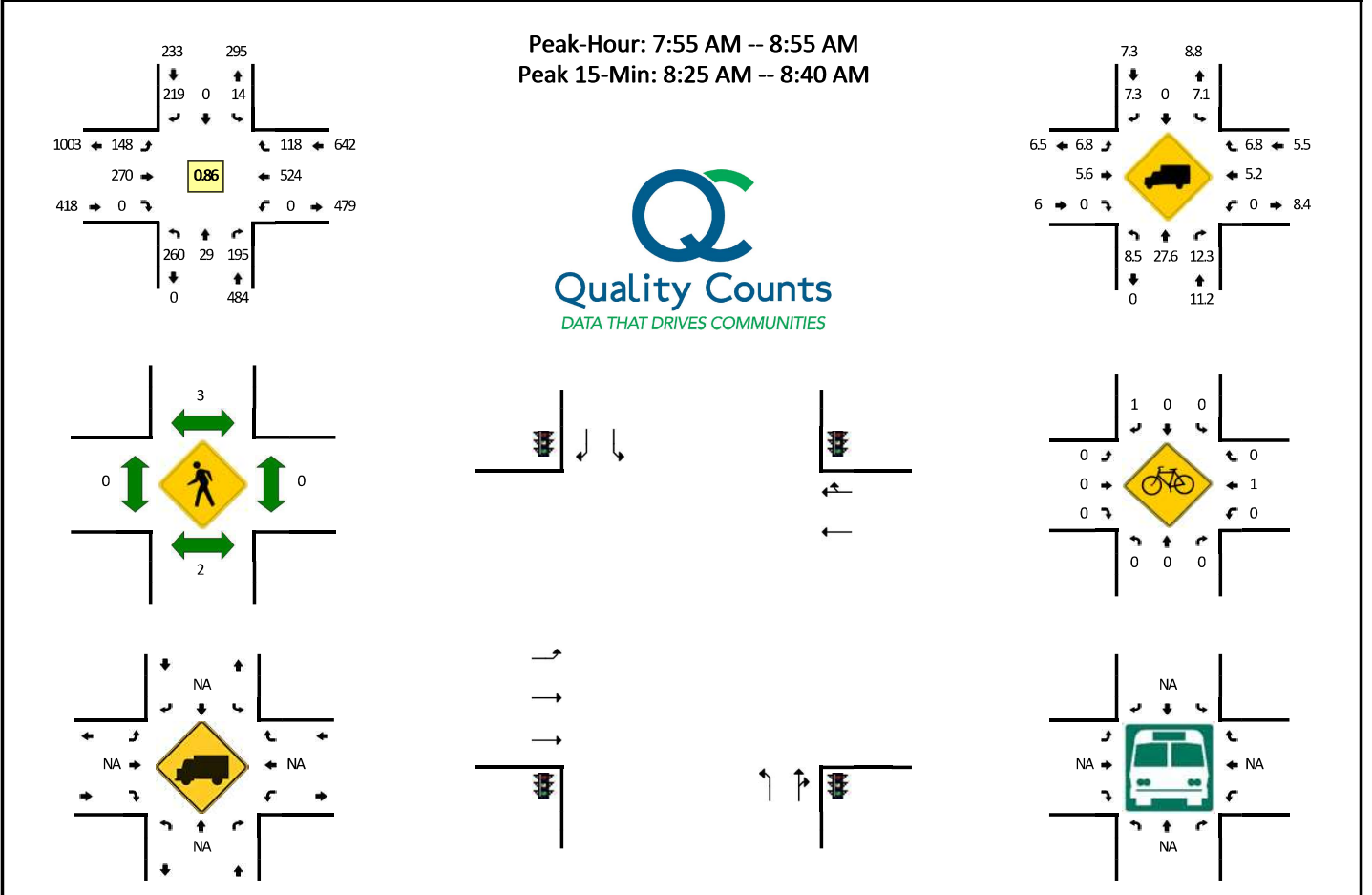


5-Min Count Period Beginning At	I-5 SB On Ramp (Northbound)				I-5 SB On Ramp (Southbound)				Lewis River Rd (Eastbound)				Lewis River Rd (Westbound)				Total	Hourly Totals
	Left	Thru	Right	U	Left	Thru	Right	U	Left	Thru	Right	U	Left	Thru	Right	U		
4:00 PM	0	0	0	0	28	17	0	0	7	39	15	0	18	33	19	0	176	
4:05 PM	0	0	0	0	25	20	0	0	1	37	23	0	24	23	17	0	170	
4:10 PM	0	0	0	0	22	22	0	0	2	35	22	0	25	30	12	0	170	
4:15 PM	0	0	0	0	22	17	0	0	2	28	26	0	26	38	14	0	173	
4:20 PM	0	0	0	0	28	17	0	0	3	36	17	0	31	33	22	0	187	
4:25 PM	0	0	0	0	21	16	0	0	7	27	16	0	30	26	21	0	164	
4:30 PM	0	0	0	0	25	9	0	0	4	30	15	0	23	22	20	0	148	
4:35 PM	0	0	0	0	23	11	0	0	7	33	23	0	26	27	23	0	173	
4:40 PM	0	0	0	0	29	19	0	0	4	34	19	0	24	29	17	0	175	
4:45 PM	0	0	0	0	29	12	0	0	0	41	11	0	24	40	21	0	178	
4:50 PM	0	0	0	0	26	12	0	0	5	35	13	0	30	40	25	0	186	
4:55 PM	0	0	0	0	22	12	0	0	5	40	12	0	22	34	23	0	170	2070
5:00 PM	0	0	0	0	19	13	0	0	3	46	19	0	27	31	19	0	177	2071
5:05 PM	0	0	0	0	27	14	0	0	3	38	23	0	28	27	19	0	179	2080
5:10 PM	0	0	0	0	27	26	0	0	7	36	15	0	24	38	12	0	185	2095
5:15 PM	0	0	0	0	29	15	0	0	1	39	9	0	14	33	23	0	163	2085
5:20 PM	0	0	0	0	32	9	0	0	2	24	7	0	22	31	29	0	156	2054
5:25 PM	0	0	0	0	29	11	1	0	5	24	7	0	16	25	20	0	138	2028
5:30 PM	0	0	0	0	26	13	0	0	2	16	7	0	22	23	22	0	131	2011
5:35 PM	0	0	0	0	31	10	1	0	1	44	15	0	17	19	15	0	153	1991
5:40 PM	0	0	0	0	34	11	0	0	3	31	9	0	15	29	20	0	152	1968
5:45 PM	0	0	0	0	29	16	0	0	2	17	4	0	16	20	23	0	127	1917
5:50 PM	0	0	0	0	31	11	0	0	2	24	10	0	10	29	17	0	134	1865
5:55 PM	0	0	0	0	25	14	0	0	8	22	8	0	15	36	24	0	152	1847
Peak 15-Min Flowrates	Northbound				Southbound				Eastbound				Westbound				Total	
	Left	Thru	Right	U	Left	Thru	Right	U	Left	Thru	Right	U	Left	Thru	Right	U		
All Vehicles	0	0	0	0	336	172	0	0	36	440	172	0	312	436	252	0	2156	
Heavy Trucks	0	0	0	0	4	0	0	0	0	4	4	0	16	28	12	0	68	
Pedestrians						12								0			12	
Bicycles						0								0			0	
Railroad																		
Stopped Buses																		

*Comments:*

**LOCATION:** I-5 NB Off Ramp -- Lewis River Rd  
**CITY/STATE:** Cowlitz, WA

**QC JOB #:** 14970813  
**DATE:** Tue, May 21 2019

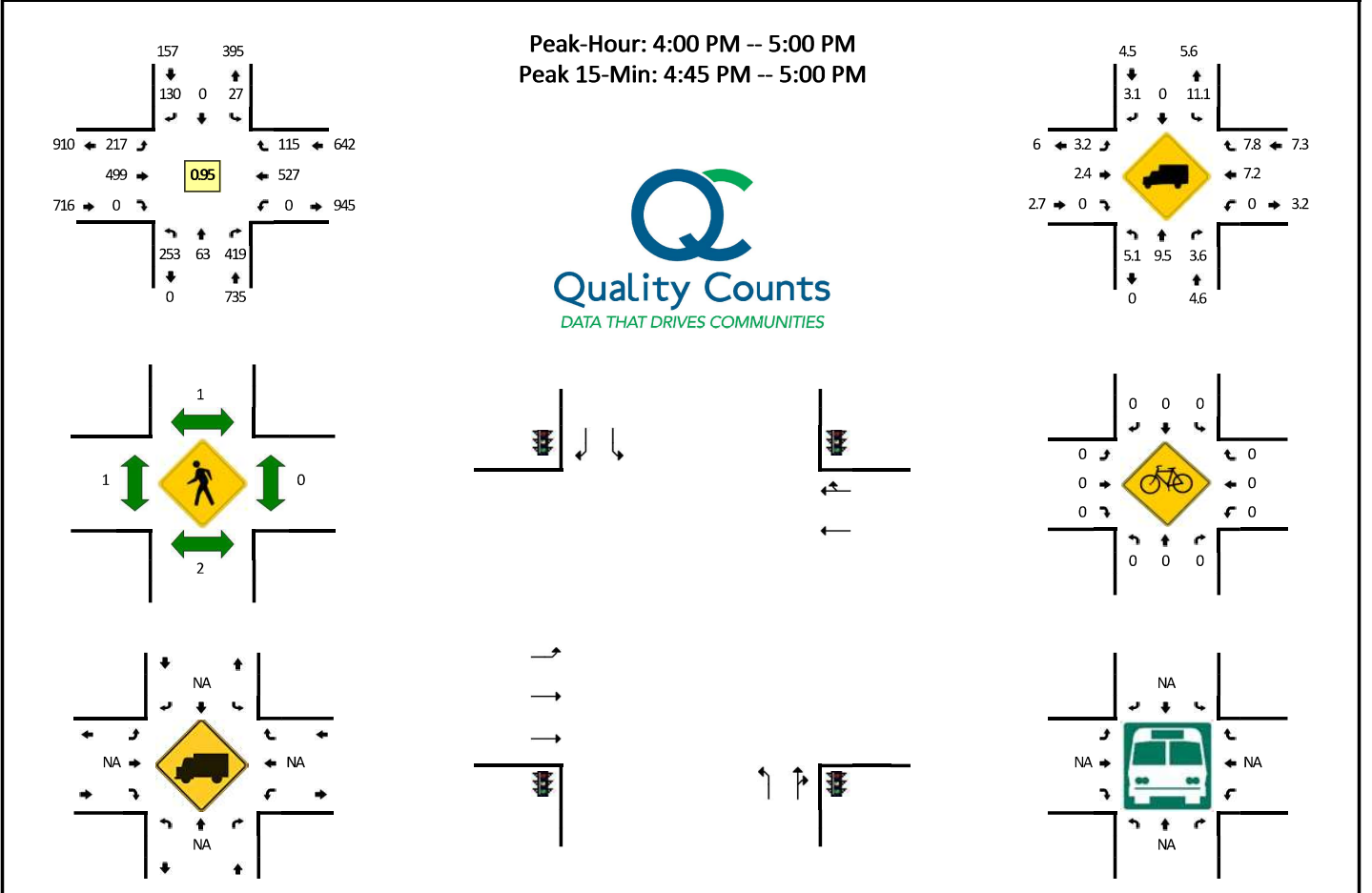


5-Min Count Period Beginning At	I-5 NB Off Ramp (Northbound)				I-5 NB Off Ramp (Southbound)				Lewis River Rd (Eastbound)				Lewis River Rd (Westbound)				Total	Hourly Totals
	Left	Thru	Right	U	Left	Thru	Right	U	Left	Thru	Right	U	Left	Thru	Right	U		
7:00 AM	16	4	10	0	0	0	8	0	9	4	0	0	0	48	5	0	104	
7:05 AM	17	2	11	0	0	0	6	0	3	18	0	0	0	53	10	0	120	
7:10 AM	9	3	15	0	0	0	4	0	5	7	0	0	0	56	11	0	110	
7:15 AM	16	4	11	0	2	0	9	0	5	12	0	0	0	53	9	0	121	
7:20 AM	15	2	19	0	1	0	3	0	8	10	0	0	0	61	12	0	131	
7:25 AM	17	2	9	0	2	0	7	0	3	9	0	0	0	53	15	0	117	
7:30 AM	22	6	14	0	2	0	13	0	6	4	0	0	0	46	18	0	131	
7:35 AM	23	1	12	0	0	0	4	0	13	10	0	0	0	56	12	0	131	
7:40 AM	20	3	17	0	1	0	9	0	6	15	0	0	0	52	6	0	129	
7:45 AM	23	1	14	0	1	0	6	0	6	15	0	0	0	41	7	0	114	
7:50 AM	22	2	18	0	0	0	8	0	11	15	0	0	0	50	21	0	147	
7:55 AM	27	0	12	0	0	0	8	0	7	21	0	0	0	65	12	0	152	1507
8:00 AM	25	1	26	0	0	0	10	0	12	23	0	0	0	52	11	0	160	1563
8:05 AM	25	3	13	0	1	0	10	0	14	28	0	0	0	33	5	0	132	1575
8:10 AM	19	1	20	0	1	0	15	0	9	13	0	0	0	38	13	0	129	1594
8:15 AM	19	4	21	0	0	0	13	0	12	21	0	0	0	47	11	0	148	1621
8:20 AM	20	1	6	0	2	0	26	0	13	17	0	0	0	34	5	0	124	1614
8:25 AM	24	3	19	0	0	0	33	0	9	18	0	0	0	60	10	0	176	1673
8:30 AM	23	3	12	0	4	0	25	0	11	39	0	0	0	42	13	0	172	1714
8:35 AM	18	6	16	0	2	0	36	0	16	23	0	0	0	40	9	0	166	1749
8:40 AM	17	4	11	0	3	0	24	0	11	28	0	0	0	45	11	0	154	1774
8:45 AM	25	1	15	0	1	0	7	0	16	16	0	0	0	28	8	0	117	1777
8:50 AM	18	2	24	0	0	0	12	0	18	23	0	0	0	40	10	0	147	1777
8:55 AM	21	4	8	0	2	0	10	0	15	29	0	0	0	36	8	0	133	1758
Peak 15-Min Flowrates	Northbound				Southbound				Eastbound				Westbound				Total	
	Left	Thru	Right	U	Left	Thru	Right	U	Left	Thru	Right	U	Left	Thru	Right	U		
All Vehicles	260	48	188	0	24	0	376	0	144	320	0	0	0	568	128	0	2056	
Heavy Trucks	20	16	20		4	0	24		4	8	0		0	24	8		128	
Pedestrians		4				0				0				0			4	
Bicycles	0	0	0		0	0	0		0	0	0		0	0	0		0	
Railroad																		
Stopped Buses																		

Comments:

**LOCATION:** I-5 NB Off Ramp -- Lewis River Rd  
**CITY/STATE:** Cowlitz, WA

**QC JOB #:** 14970814  
**DATE:** Tue, May 21 2019

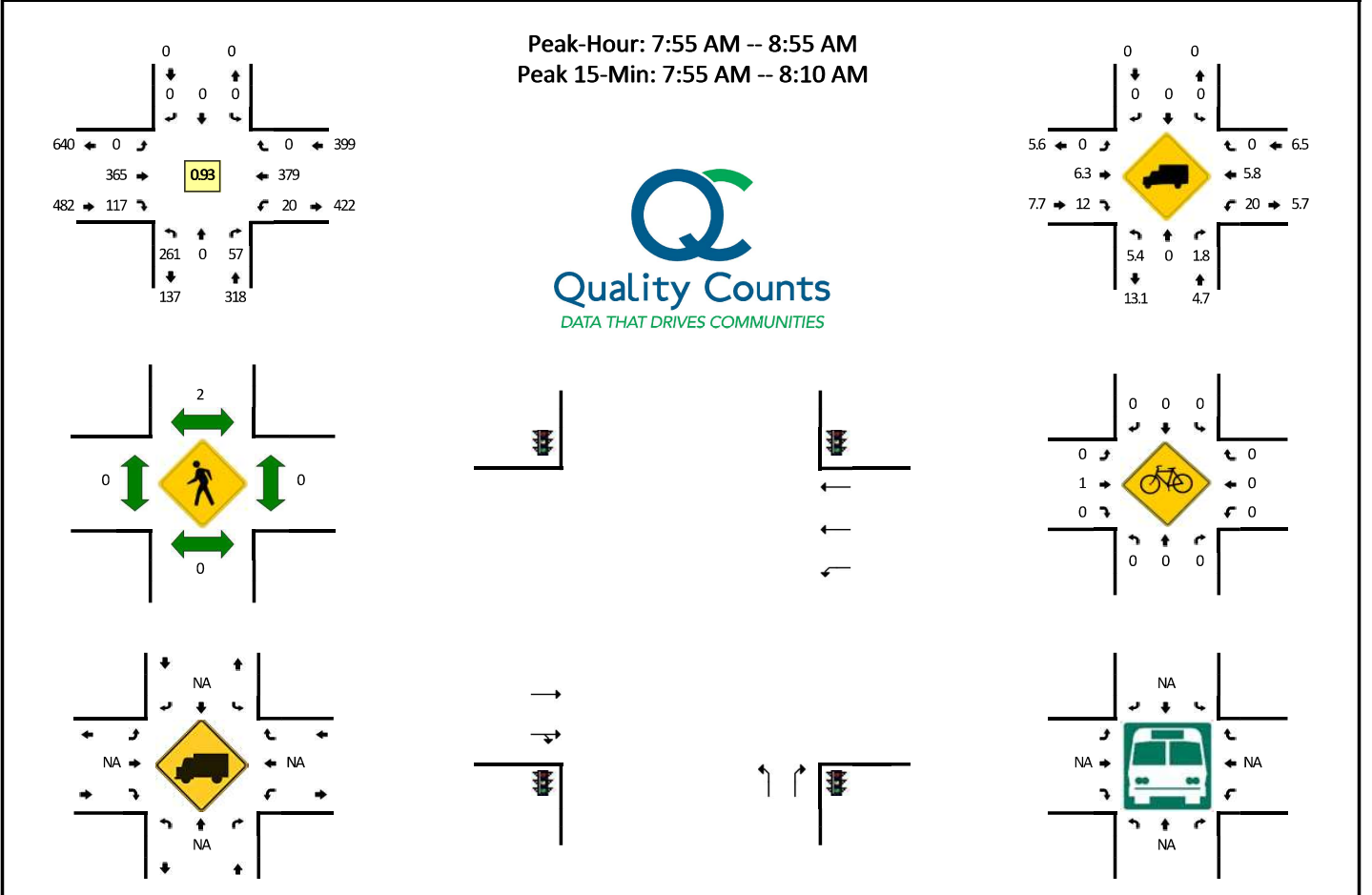


5-Min Count Period Beginning At	I-5 NB Off Ramp (Northbound)				I-5 NB Off Ramp (Southbound)				Lewis River Rd (Eastbound)				Lewis River Rd (Westbound)				Total	Hourly Totals
	Left	Thru	Right	U	Left	Thru	Right	U	Left	Thru	Right	U	Left	Thru	Right	U		
4:00 PM	24	11	38	0	4	0	8	0	19	48	0	0	0	37	6	0	195	
4:05 PM	20	7	50	0	1	0	11	0	20	43	0	0	0	39	10	0	201	
4:10 PM	15	4	41	0	4	0	12	0	10	37	0	0	0	43	13	0	179	
4:15 PM	22	3	33	0	1	0	10	0	21	35	0	0	0	46	17	0	188	
4:20 PM	16	3	38	0	3	0	11	0	18	36	0	0	0	50	9	0	184	
4:25 PM	24	1	32	0	2	0	3	0	25	44	0	0	0	42	7	0	180	
4:30 PM	18	7	40	0	3	0	12	0	13	40	0	0	0	47	8	0	188	
4:35 PM	23	7	21	0	3	0	8	0	18	36	0	0	0	47	11	0	174	
4:40 PM	15	3	32	0	2	0	14	0	13	46	0	0	0	38	7	0	170	
4:45 PM	29	7	39	0	1	0	15	0	17	50	0	0	0	41	8	0	207	
4:50 PM	19	4	26	0	2	0	17	0	22	46	0	0	0	58	8	0	202	
4:55 PM	28	6	29	0	1	0	9	0	21	38	0	0	0	39	11	0	182	2250
5:00 PM	23	3	32	0	3	0	19	0	28	33	0	0	0	37	12	0	190	2245
5:05 PM	24	4	36	0	1	0	9	0	20	49	0	0	0	37	8	0	188	2232
5:10 PM	34	4	42	0	3	0	8	0	20	34	0	0	0	27	5	0	177	2230
5:15 PM	23	3	32	0	3	0	6	0	18	45	0	0	0	40	13	0	183	2225
5:20 PM	30	5	31	0	4	0	8	0	13	44	0	0	0	42	12	0	189	2230
5:25 PM	22	1	42	0	2	0	6	0	8	55	0	0	0	37	9	0	182	2232
5:30 PM	28	6	36	0	5	0	7	0	5	32	0	0	0	29	9	0	157	2201
5:35 PM	20	5	45	0	5	0	5	0	17	46	0	0	0	28	14	0	185	2212
5:40 PM	26	2	42	0	4	0	13	0	15	49	0	0	0	21	15	0	187	2229
5:45 PM	24	4	31	0	2	0	5	0	14	47	0	0	0	31	15	0	173	2195
5:50 PM	34	2	49	0	6	0	3	0	13	38	0	0	0	26	10	0	181	2174
5:55 PM	35	4	48	0	0	0	8	0	12	36	0	0	0	34	10	0	187	2179
Peak 15-Min Flowrates	Northbound				Southbound				Eastbound				Westbound				Total	
	Left	Thru	Right	U	Left	Thru	Right	U	Left	Thru	Right	U	Left	Thru	Right	U		
All Vehicles	304	68	376	0	16	0	164	0	240	536	0	0	0	552	108	0	2364	
Heavy Trucks	16	0	12	0	0	0	0	0	0	24	0	0	0	52	8	0	112	
Pedestrians	0	0	0	0	0	4	0	0	0	0	0	0	0	0	0	0	4	
Bicycles	0	0	0	0	0	0	0	0	0	0	0	0	0	0	0	0	0	
Railroad																		
Stopped Buses																		

*Comments:*

**LOCATION:** E CC St -- Lewis River Rd  
**CITY/STATE:** Cowlitz, WA

**QC JOB #:** 14970815  
**DATE:** Tue, May 21 2019



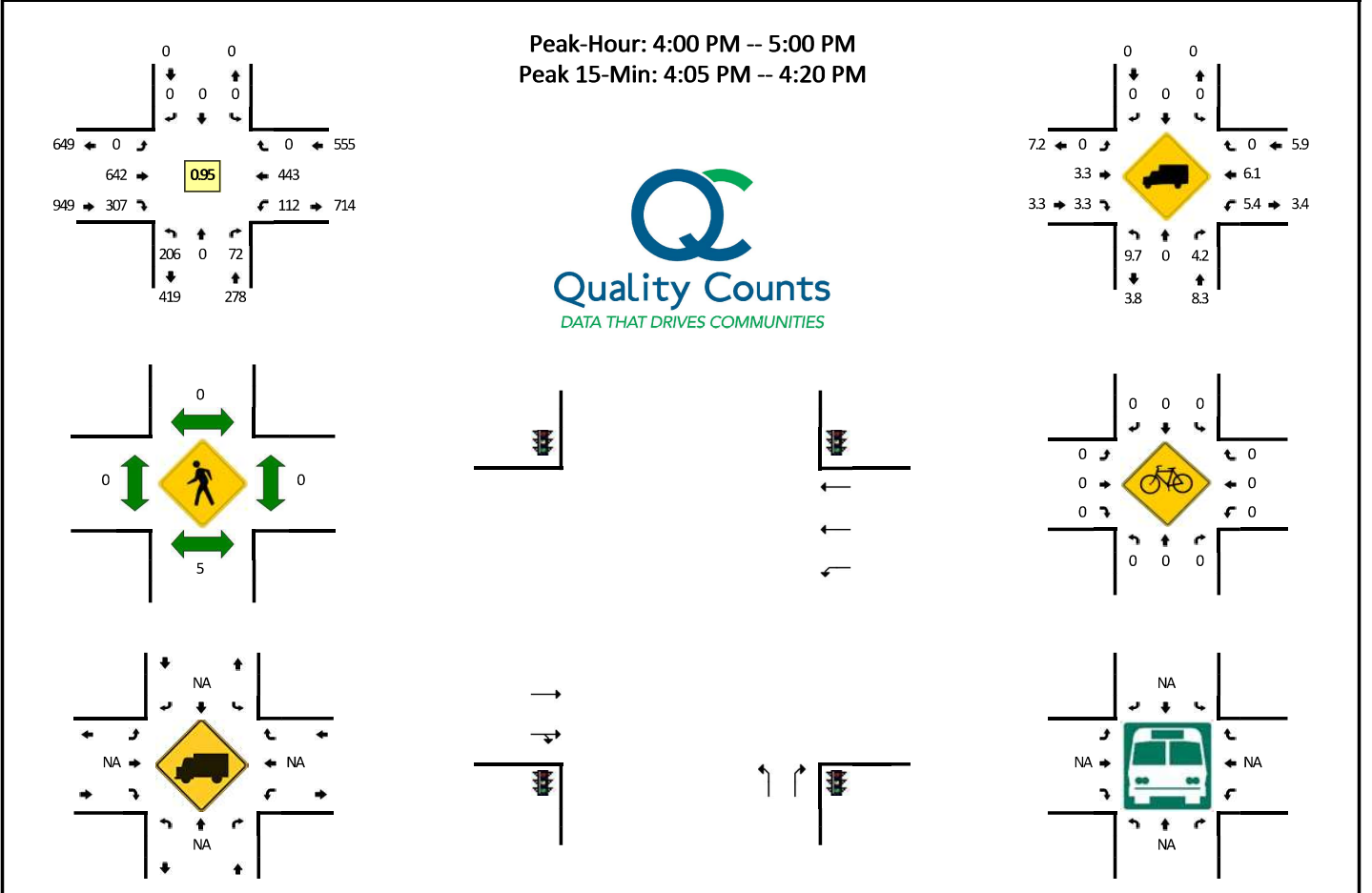
5-Min Count Period Beginning At	E CC St (Northbound)				E CC St (Southbound)				Lewis River Rd (Eastbound)				Lewis River Rd (Westbound)				Total	Hourly Totals	
	Left	Thru	Right	U	Left	Thru	Right	U	Left	Thru	Right	U	Left	Thru	Right	U			
7:00 AM	18	0	4	0	0	0	0	0	0	0	10	4	0	0	35	0	0	71	
7:05 AM	29	0	4	0	0	0	0	0	0	0	18	9	0	0	35	0	0	99	
7:10 AM	17	0	2	0	0	0	0	0	0	0	20	4	0	0	48	0	0	93	
7:15 AM	25	0	2	0	0	0	0	0	0	0	14	11	0	0	37	0	0	91	
7:20 AM	33	0	3	0	0	0	0	0	0	0	23	7	0	0	42	0	0	111	
7:25 AM	27	0	1	0	0	0	0	0	0	0	15	5	0	0	41	0	0	92	
7:30 AM	22	0	3	0	0	0	0	0	0	0	16	4	0	0	39	0	0	84	
7:35 AM	35	0	3	0	0	0	0	0	0	0	17	3	0	0	33	0	0	93	
7:40 AM	22	0	6	0	0	0	0	0	0	0	25	9	0	0	36	0	0	99	
7:45 AM	16	0	4	0	0	0	0	0	0	0	25	6	0	0	32	0	0	87	
7:50 AM	37	0	7	0	0	0	0	0	0	0	29	2	0	0	36	0	0	115	
7:55 AM	26	0	3	0	0	0	0	0	0	0	32	3	0	0	52	0	0	118	1153
8:00 AM	20	0	6	0	0	0	0	0	0	0	39	10	0	0	43	0	0	119	1201
8:05 AM	17	0	9	0	0	0	0	0	0	0	34	7	0	0	19	0	0	86	1188
8:10 AM	24	0	9	0	0	0	0	0	0	0	24	11	0	0	26	0	0	95	1190
8:15 AM	20	0	2	0	0	0	0	0	0	0	29	13	0	0	36	0	0	103	1202
8:20 AM	15	0	8	0	0	0	0	0	0	0	17	9	0	0	24	0	0	73	1164
8:25 AM	30	0	3	0	0	0	0	0	0	0	29	8	0	0	43	0	0	114	1186
8:30 AM	28	0	3	0	0	0	0	0	0	0	37	18	0	0	26	0	0	114	1216
8:35 AM	18	0	1	0	0	0	0	0	0	0	25	16	0	0	31	0	0	94	1217
8:40 AM	27	0	6	0	0	0	0	0	0	0	33	8	0	0	30	0	0	107	1225
8:45 AM	16	0	2	0	0	0	0	0	0	0	26	7	0	0	19	0	0	73	1211
8:50 AM	20	0	5	0	0	0	0	0	0	0	40	7	0	0	30	0	0	103	1199
8:55 AM	13	0	11	0	0	0	0	0	0	0	28	10	0	0	31	0	0	96	1177
Peak 15-Min Flowrates	Northbound				Southbound				Eastbound				Westbound				Total		
	Left	Thru	Right	U	Left	Thru	Right	U	Left	Thru	Right	U	Left	Thru	Right	U			
All Vehicles	252	0	72	0	0	0	0	0	0	420	80	0	12	456	0	0	1292		
Heavy Trucks	8	0	0		0	0	0		0	44	8		4	20	0		84		
Pedestrians							8				0			0			8		
Bicycles	0	0	0		0	0	0		0	1	0		0	0	0		1		
Railroad																			
Stopped Buses																			

Comments:



**LOCATION:** E CC St -- Lewis River Rd  
**CITY/STATE:** Cowlitz, WA

**QC JOB #:** 14970816  
**DATE:** Tue, May 21 2019

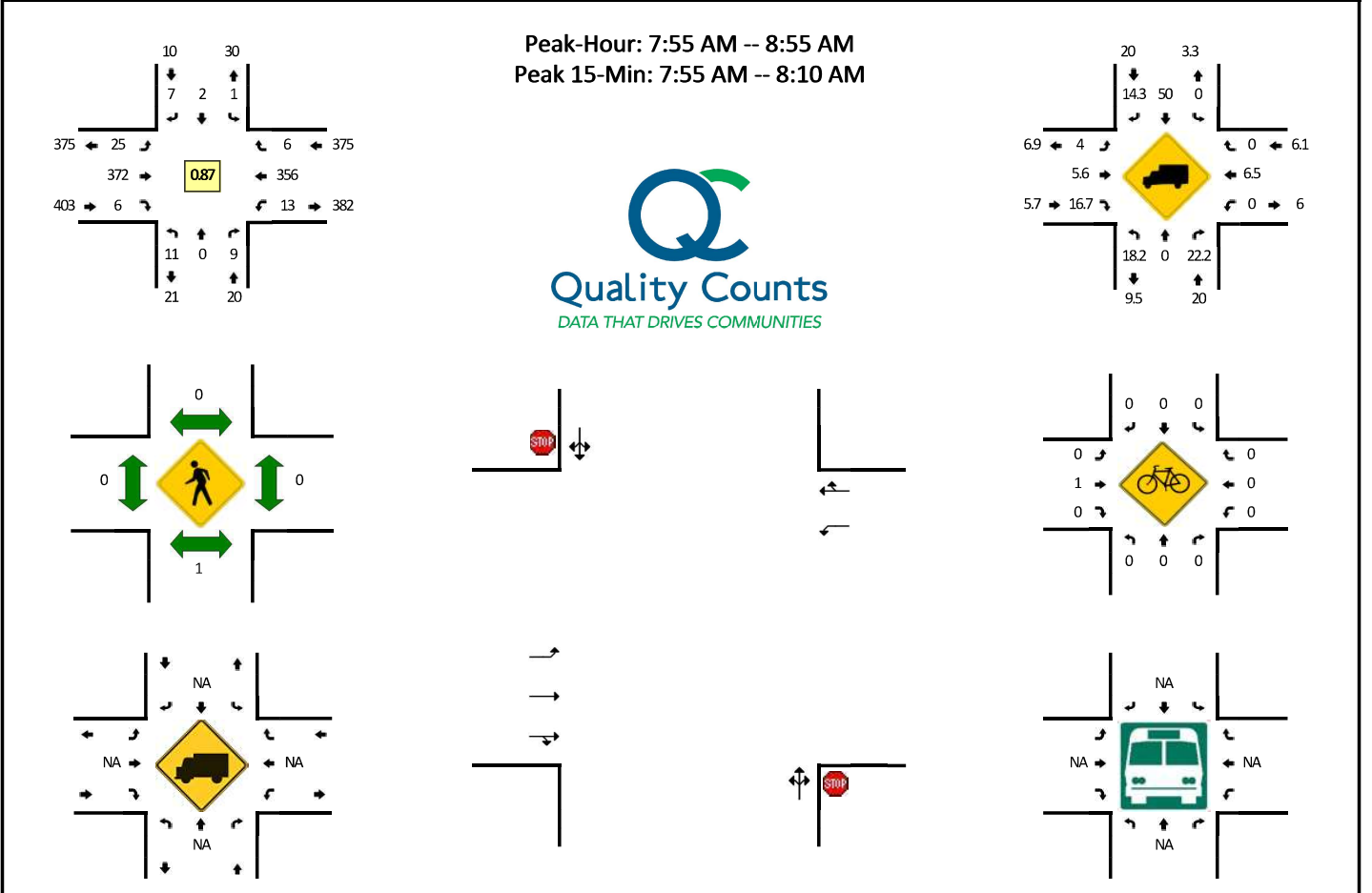


5-Min Count Period Beginning At	E CC St (Northbound)				E CC St (Southbound)				Lewis River Rd (Eastbound)				Lewis River Rd (Westbound)				Total	Hourly Totals
	Left	Thru	Right	U	Left	Thru	Right	U	Left	Thru	Right	U	Left	Thru	Right	U		
4:00 PM	11	0	6	0	0	0	0	0	0	55	35	0	5	33	0	0	145	
4:05 PM	15	0	7	0	0	0	0	0	0	62	31	0	12	32	0	0	159	
4:10 PM	19	0	3	0	0	0	0	0	0	61	24	0	12	38	0	0	157	
4:15 PM	26	0	9	0	0	0	0	0	0	47	23	0	11	37	0	0	153	
4:20 PM	23	0	9	0	0	0	0	0	0	52	25	0	9	39	0	0	157	
4:25 PM	11	0	4	0	0	0	0	0	0	55	23	0	8	36	0	0	137	
4:30 PM	23	0	8	0	0	0	0	0	0	55	28	0	5	35	0	0	154	
4:35 PM	15	0	8	0	0	0	0	0	0	37	24	0	13	41	0	0	138	
4:40 PM	13	0	4	0	0	0	0	0	0	63	17	0	10	32	0	0	139	
4:45 PM	22	0	5	0	0	0	0	0	0	57	34	0	6	32	0	0	156	
4:50 PM	15	0	8	0	0	0	0	0	0	51	22	0	13	49	0	0	158	
4:55 PM	13	0	1	0	0	0	0	0	0	47	21	0	8	39	0	0	129	1782
5:00 PM	16	0	8	0	0	0	0	0	0	54	12	0	14	33	0	0	137	1774
5:05 PM	20	0	7	0	0	0	0	0	0	64	23	0	10	23	0	0	147	1762
5:10 PM	18	0	5	0	0	0	0	0	0	59	20	0	15	18	0	0	135	1740
5:15 PM	25	0	10	0	0	0	0	0	0	56	21	0	16	26	0	0	154	1741
5:20 PM	19	0	4	0	0	0	0	0	0	47	27	0	17	34	0	0	148	1732
5:25 PM	14	0	7	0	0	0	0	0	0	67	36	0	17	34	0	0	175	1770
5:30 PM	15	0	4	0	0	0	0	0	0	37	35	0	9	22	0	0	122	1738
5:35 PM	24	0	3	0	0	0	0	0	0	55	42	0	13	19	0	0	156	1756
5:40 PM	15	0	5	0	0	0	0	0	0	59	38	0	14	18	0	0	149	1766
5:45 PM	13	0	6	0	0	0	0	0	0	47	33	0	17	34	0	0	150	1760
5:50 PM	20	0	5	0	0	0	0	0	0	60	31	0	8	18	0	0	142	1744
5:55 PM	10	0	4	0	0	0	0	0	0	51	33	0	10	33	0	0	141	1756
Peak 15-Min Flowrates	Northbound				Southbound				Eastbound				Westbound				Total	
	Left	Thru	Right	U	Left	Thru	Right	U	Left	Thru	Right	U	Left	Thru	Right	U		
All Vehicles	240	0	76	0	0	0	0	0	0	680	312	0	140	428	0	0	1876	
Heavy Trucks	32	0	0		0	0	0		0	20	4		8	28	0	0	92	
Pedestrians			8				0			0	0			0	0		8	
Bicycles			0		0	0	0		0	0	0		0	0	0		0	
Railroad																		
Stopped Buses																		

Comments:

**LOCATION:** Millard St -- Lewis River Rd  
**CITY/STATE:** Cowlitz, WA

**QC JOB #:** 14970817  
**DATE:** Tue, May 21 2019



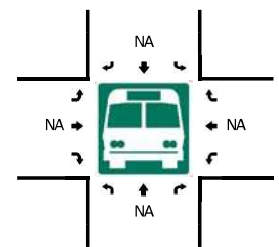
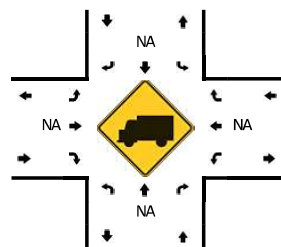
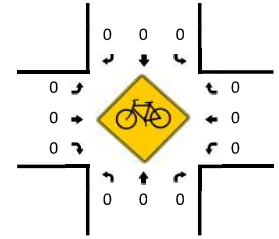
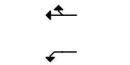
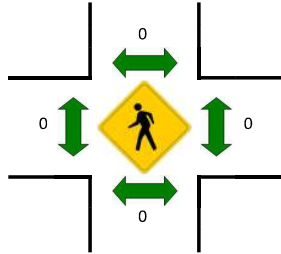
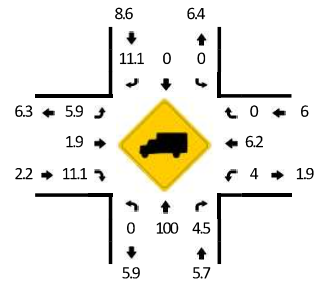
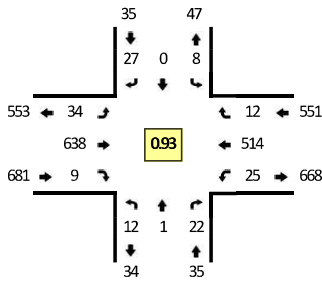
5-Min Count Period Beginning At	Millard St (Northbound)				Millard St (Southbound)				Lewis River Rd (Eastbound)				Lewis River Rd (Westbound)				Total	Hourly Totals
	Left	Thru	Right	U	Left	Thru	Right	U	Left	Thru	Right	U	Left	Thru	Right	U		
7:00 AM	1	0	0	0	0	0	0	0	2	13	0	0	5	31	0	0	52	
7:05 AM	1	0	1	0	0	0	1	0	0	22	0	0	3	44	1	0	73	
7:10 AM	0	0	1	0	0	0	0	0	1	23	0	0	1	40	1	0	67	
7:15 AM	1	0	0	0	0	0	1	0	1	12	0	1	2	41	0	0	59	
7:20 AM	2	0	1	0	1	0	0	0	1	19	1	0	1	46	1	0	73	
7:25 AM	2	0	1	0	0	0	0	0	2	16	0	0	2	37	0	0	60	
7:30 AM	1	1	0	0	0	0	1	0	0	15	0	0	1	37	0	0	56	
7:35 AM	1	0	1	0	0	0	0	0	0	22	0	0	3	35	1	0	63	
7:40 AM	3	0	0	0	0	0	1	0	1	28	0	0	5	24	2	0	64	
7:45 AM	0	0	0	0	0	0	4	0	1	27	0	0	1	38	1	0	72	
7:50 AM	1	0	3	0	0	0	1	0	1	35	1	0	2	44	0	0	88	
7:55 AM	2	0	0	0	0	0	0	0	1	33	0	0	2	39	0	0	77	804
8:00 AM	1	0	1	0	1	0	1	0	1	42	2	0	1	43	0	0	93	845
8:05 AM	0	0	0	0	0	0	0	0	0	39	0	1	0	21	2	0	63	835
8:10 AM	0	0	2	0	0	0	0	0	0	34	0	0	0	23	0	0	59	827
8:15 AM	1	0	1	0	0	0	1	0	1	27	0	0	4	41	1	0	77	845
8:20 AM	1	0	0	0	0	0	0	0	0	25	0	0	1	17	1	0	45	817
8:25 AM	0	0	0	0	0	0	0	0	1	28	0	0	1	46	0	0	76	833
8:30 AM	1	0	0	0	0	0	1	0	3	35	1	0	2	29	0	0	72	849
8:35 AM	0	0	0	0	0	1	2	0	3	22	1	0	0	24	1	0	54	840
8:40 AM	3	0	2	0	0	0	1	0	4	28	1	0	1	31	1	0	72	848
8:45 AM	0	0	1	0	0	0	0	0	7	19	1	0	1	14	0	0	43	819
8:50 AM	2	0	2	0	0	1	1	0	3	40	0	0	0	28	0	0	77	808
8:55 AM	0	0	1	0	0	1	1	0	2	33	0	0	3	31	0	0	72	803
Peak 15-Min Flowrates	Northbound				Southbound				Eastbound				Westbound				Total	
	Left	Thru	Right	U	Left	Thru	Right	U	Left	Thru	Right	U	Left	Thru	Right	U		
All Vehicles	12	0	4	0	4	0	4	0	8	456	8	4	12	412	8	0	932	
Heavy Trucks	4	0	0		0	0	4		4	36	4		0	16	0		68	
Pedestrians			0				0			0				0			0	
Bicycles	0	0	0		0	0	0		0	1	0		0	0	0		1	
Railroad																		
Stopped Buses																		

Comments:

**LOCATION:** Millard St -- Lewis River Rd  
**CITY/STATE:** Cowlitz, WA

**QC JOB #:** 14970818  
**DATE:** Tue, May 21 2019

**Peak-Hour: 4:00 PM -- 5:00 PM**  
**Peak 15-Min: 4:00 PM -- 4:15 PM**



5-Min Count Period Beginning At	Millard St (Northbound)				Millard St (Southbound)				Lewis River Rd (Eastbound)				Lewis River Rd (Westbound)				Total	Hourly Totals
	Left	Thru	Right	U	Left	Thru	Right	U	Left	Thru	Right	U	Left	Thru	Right	U		
4:00 PM	0	0	2	0	1	0	1	0	2	56	0	0	2	36	1	0	101	
4:05 PM	0	0	4	0	2	0	4	0	3	62	1	0	2	42	2	0	122	
4:10 PM	0	0	3	0	1	0	4	0	1	61	2	0	4	52	0	0	128	
4:15 PM	1	0	2	0	0	0	3	0	3	49	0	0	3	38	2	0	101	
4:20 PM	1	0	2	0	0	0	3	0	6	54	1	0	1	47	0	0	115	
4:25 PM	2	0	0	0	1	0	4	0	3	58	0	0	2	33	1	0	104	
4:30 PM	1	0	0	0	0	0	0	0	7	54	1	0	2	46	2	0	113	
4:35 PM	2	0	0	0	1	0	1	0	0	41	0	0	4	47	0	0	96	
4:40 PM	1	0	1	0	0	0	1	0	2	52	2	0	2	41	2	0	104	
4:45 PM	0	0	2	0	1	0	2	0	5	55	0	0	0	33	1	0	99	
4:50 PM	3	1	3	0	0	0	1	0	2	53	2	0	0	58	1	0	124	
4:55 PM	1	0	3	0	1	0	3	0	0	43	0	0	3	41	0	0	95	1302
5:00 PM	2	0	1	0	1	0	1	0	3	54	2	0	3	38	0	0	105	1306
5:05 PM	0	0	3	0	2	1	3	0	0	74	2	0	3	39	0	0	127	1311
5:10 PM	2	0	0	0	0	0	1	0	1	58	1	0	6	36	1	0	106	1289
5:15 PM	2	0	1	0	0	0	4	0	1	66	1	1	3	35	0	0	114	1302
5:20 PM	0	0	0	0	0	0	4	0	2	52	0	0	1	43	5	0	107	1294
5:25 PM	2	0	1	0	0	0	1	0	1	56	3	0	1	44	1	0	110	1300
5:30 PM	2	0	1	0	0	0	2	0	1	42	0	0	3	32	1	0	84	1271
5:35 PM	0	0	1	0	0	0	1	0	2	55	0	0	3	33	0	0	95	1270
5:40 PM	0	0	0	0	1	0	1	0	2	57	1	0	2	27	0	0	91	1257
5:45 PM	2	0	1	0	2	0	3	0	3	47	2	0	1	36	1	0	98	1256
5:50 PM	2	0	2	0	0	0	3	0	0	69	0	0	4	30	0	0	110	1242
5:55 PM	2	0	0	0	0	0	1	0	0	49	2	0	2	39	0	0	95	1242
Peak 15-Min Flowrates	Northbound				Southbound				Eastbound				Westbound				Total	
	Left	Thru	Right	U	Left	Thru	Right	U	Left	Thru	Right	U	Left	Thru	Right	U		
All Vehicles	0	0	36	0	16	0	36	0	24	716	12	0	32	520	12	0	1404	
Heavy Trucks	0	0	0		0	0	4		0	4	0		0	32	0		40	
Pedestrians										0				0			0	
Bicycles										0				0			0	
Railroad										0				0			0	
Stopped Buses										0				0			0	

Comments: