






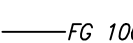
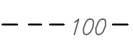


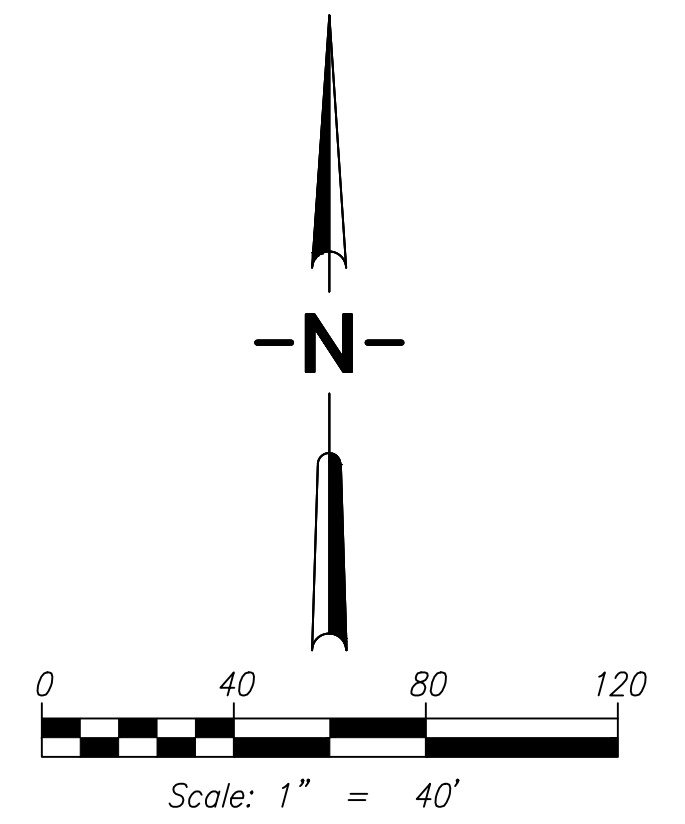
© SCA ENGINEERING PLLC - DATE PLOTTED: Jul. 13, 2022 - 3:46 PM SCA DRAWING FILE: W:\DWG\2126- GUILD ROAD INDUSTRIAL PARK\DRAWINGS\2-PRELIM SHEET SET\PRE5.0 PRELIMINARY GRADING PLANNING

LEGEND

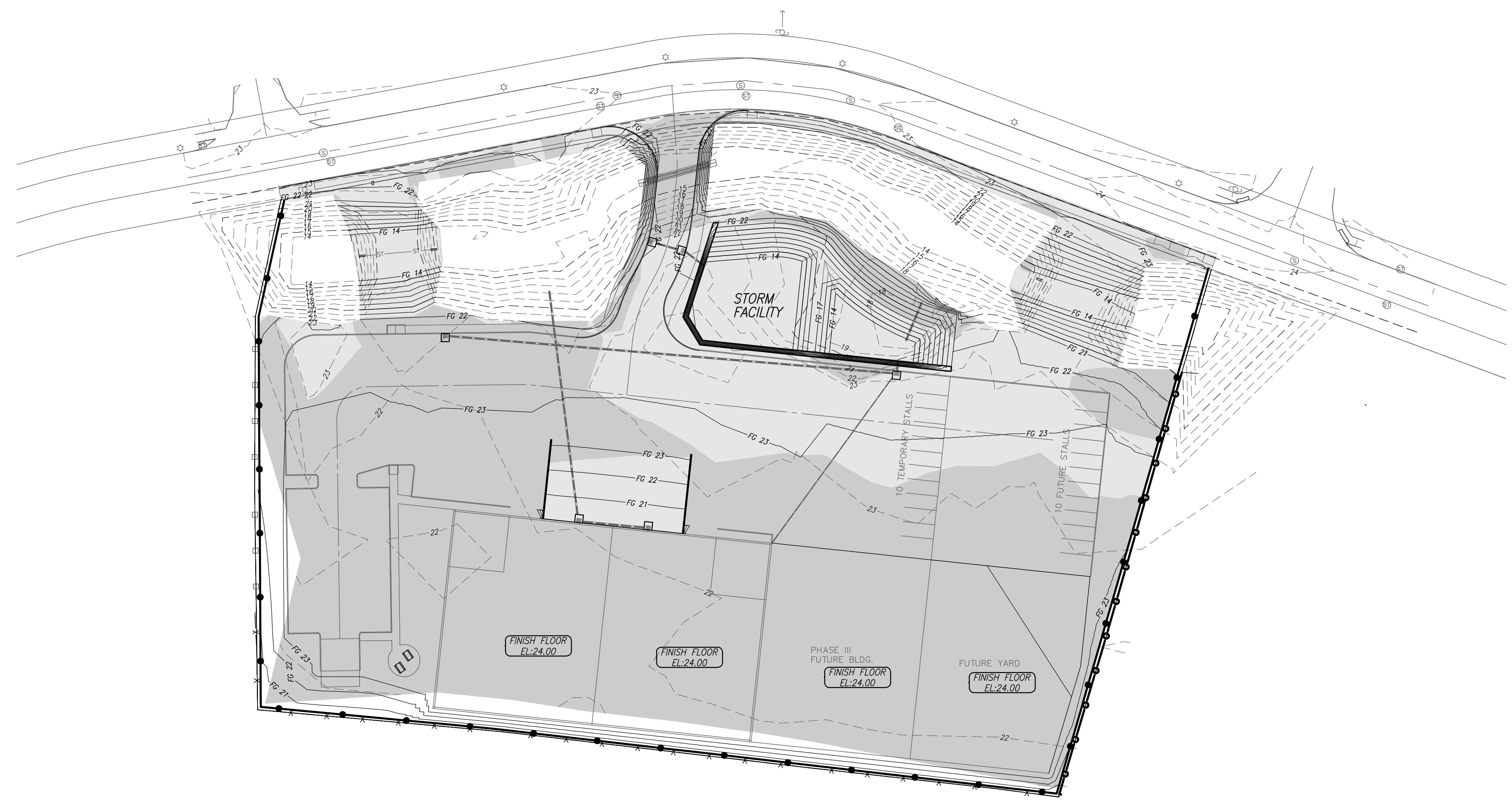
	TEMPORARY STORM INLET PROTECTION (PER DETAIL E-16)		GRAVEL CONSTRUCTION ENTRANCE (PER DETAIL E-05)
	FILL AREA		TEMPORARY SEDIMENT TRAP (PER DETAIL E-22)
	CUT AREA		TEMPORARY SILT FENCE (PER DETAIL E-20)
	FLOW ARROW		FG 100 FINISHED GRADE CONTOURS
			EXISTING MAJOR CONTOURS

ENGINEERING & DESIGN
 CIVIL ENGINEERING ~ LAND PLANNING
 DEVELOPMENT SERVICES
 LANDSCAPE ARCHITECTURE

2005 BROADWAY
 VANCOUVER, WA 98663
 PHONE (360)993-0911
 FAX (360)993-0912

Scale: 1" = 40'



PRELIMINARY GRADING PLAN

GUILD ROAD INDUSTRIAL

WASHINGTON

CITY OF WOODLAND

VERSION 1

REVISIONS

DESIGNED BY: CWWD/JAI
 DRAWN BY: CWWD/JAI
 CHECKED BY: JAI, SAT
 SCALE: 1" = 40'

JOB NUMBER 2126	SHEET PRE5.0
--------------------	-----------------