

2011
3rd Quarter Report

As of 9/30/11 reports

Monthly Reports (Jan-Sept)

3rd Quarter 2011 Financial Report



SUMMARY:

The General Fund's cash balance at the end of the 3rd Quarter, 2011 is \$902, whereas last year the ending cash balance was \$3,753. Much of the General Fund (001) Cash/Investments reside in the General Fund Reserve (301) with the Quarter ending 9/30/2011 at \$322,253 and 2010 was \$208,828. Total General Fund (001) Revenue collections this quarter are \$2,971,814 and last year \$2,958,482. Total 001 Revenues are at 71.29% of projections which is slightly below target of 75%. Tax Revenues are running 10.6% above collections in 2011 vs. 2010 for the same period which is \$156,876. The General Fund Total Expenditures are \$2,970,911 or 71.27% of estimated \$4,168,795 and last year was \$2,954,729. The Mayor and Council are continuing to review and look at recommendations for further reductions to expenditures for 2011 and 2012. This will be done by prioritizing governmental programs and may result in decreased services as necessary. This report highlights changes in revenues and expenditures of the current period ending Sept. 30, 2011 to the previous year 2010.

001-General Fund Revenue Update

REVENUE SOURCE:	TARGET 75%			TARGET 75%			% Inc/Dec Actuals previous period	Pending REVISED amount for Budget Amendment 2011
	2010 Budget	2010 9/30/2010 YTD	2010 % Collected	09/30/2011 Budget	2011 9/30/2011 YTD	2011 % Collected		
TAXES:								
Property Tax	590,245	296,932	50.3%	612,042	333,418	54.5%	12.3%	612,042 no change
Sales tax	860,000	668,181	77.7%	1,130,000 BA Pending	672,243	59.5%	0.6%	980,000 Decrease
Brokered Natural Gas	0	12,099	0.0%	12,000 BA Pending	14,393	119.9%	19.0%	18,217 Increase
Sales tax-Criminal Justice	65,000	46,433	71.4%	69,000	52,239	75.7%	12.5%	69,000 no change
Electric Tax	359,808	230,480	64.1%	359,800 BA Pending	352,060	97.8%	52.8%	412,250 Increase
Natural Gas Tax	128,400	68,650	53.5% *seasonal fluctuations	128,400 BA Pending	72,902	56.8%	6.2%	77,160 Decrease
Telephone Tax	94,560	53,280	56.3%	94,560 BA Pending	47,014	49.7%	-11.8%	63,910 Decrease
Cell Phone & Pager Tax	108,240	78,128	72.2%	108,250 BA Pending	70,483	65.1%	-9.8%	99,600 Decrease
Leasehold Excise Tax	18,100	14,406	79.6%	19,600	14,179	72.3%	-1.6%	19,600 no change
Gambling Taxes Punchboards Pulltabs Bingo	4,900	9,662	197.2%	7,200 BA Pending	6,197	86.1%	-35.9%	8,260 Increase
TOTAL TAXES-001	2,229,253	1,478,251	66.3%	2,540,852	1,635,128	64.4%	10.6%	2,360,039

Increase from 2011 to 2010 >>> 311,599 156,876 (180,813)

LICENSES & PERMITS:	2010 Budget	2010 9/30/2010 YTD	2010 % Collected	09/30/2011 Budget	2011 9/30/2011 YTD	2011 % Collected	% Inc/(Decr) previous period	\$ Inc/(Decr) previous period
Business License & other	68,700	59,631	86.8%	68,000	64,346	94.6%	7.9%	4,715
Cable Franchise	40,000	34,519	86.3%	43,000	36,030	83.8%	4.4%	1,511
Building & Plan Review	231,000	36,422	15.8%	145,700	115,335	79.2%	216.7%	78,913
Total License & Permits	339,700	130,572	38.4%	256,700	215,710	84.0%	65.2%	85,139
Grants-Federal/State	124,700	113,118	90.7%	118,191	92,202	78.0%	-18.5%	(20,916)
Intergovernmental	163,286	116,999	71.7%	163,031	123,430	75.7%	5.5%	6,431
Chgs for Goods & Svcs	75,925	23,153	30.5%	53,850	19,130	35.5%	-17.4%	(4,023)
Fines & Forfeits	149,000	85,411	57.3%	121,000	71,324	58.9%	-16.5%	(14,087)
Miscellaneous	22,150	15,025	67.8%	35,656	22,919	64.3%	52.5%	7,894
Non-Revenues	126,800	91,333	72.0%	120,800	77,773	64.4%	-14.8%	(13,560)
Other Finance Sources	682,042	851,483	124.8%	758,130	713,611	94.1%	-16.2%	(137,371)
Sub-Total	1,343,903	1,296,522	96.5%	1,370,658	1,120,389	81.7%	-13.6%	(176,133)
Total REVENUES	3,912,856	2,905,345	73.0%	4,168,210	2,971,227	71.3%	2.3%	65,882

Beginning Fund Balance 138,600 47,379 585 587
 Total Fund 001 General 4,051,456 2,952,724 4,168,795 2,971,814
 Increase from 2011 to 2010 Estimated and Actuals >>> 117,339 19,090

3rd Quarter 2011 Financial Report



SUMMARY Continued:

The economy continues to negatively impacts sales tax and other taxes as consumers are watching spending and limiting it.

In an effort to further narrow the budgetary gap between revenues and expenditures, the City will continue with its implementation of cost-cutting measures and close monitoring of departmental spending as well as receipts.

General Fund Taxes are at \$ 1,635,128 for 2011 compared to the 3rd Quarter 2010 which were \$1,478,251, for an increase of \$156,876 in collections. However, there are Budget Amendments pending for revenues which will result in a decrease of estimated revenues of (\$180,813) for total Estimated Revenue of \$4,168,210 revised to \$3,987,397 (approximately).

Real & Personal Property tax collections are one of the largest revenue sources in the General Fund at \$612,042 estimated for 2011. It is estimated that the 2011 collections will be \$1,139,088 on 587,958,723 Assessed Value for a levy rate of \$1.937361 per 1,000. This was compared to 2010 which was \$1.8822 tax levy rate on 588,838,645 AV. Collections occur in April, May and October, November, so 54% through 9/30 is on target.

Sales Tax revenues are estimated at \$1,130,000 for 2011 and \$672,242 or 59.5% has been collected to Sept 30, 2011 vs. 2010 of \$668,181.

The REVISED Sales Tax 2011 Estimated Revenue is \$980,000 from the original \$1,130,000 based on actuals from January to October and Estimated November/December. This will be a forthcoming Budget Amendment for the General Fund.

Sales Tax is distributed to 104/Street 20%; 301/General Reserve 10%; 304/Equipment Acqn Reserve; and 001/General Fund retains 69%.

Public Utility Taxes are taxed at 6% including Electric, Natural Gas, Telephone, Cellular and Pager taxes. These are estimated at \$691,010 with receipts of \$542,450 or 78.5%. However a budget amendment will decrease this estimate by (\$38,090) to \$652,920.

	2010 9/30/2010	TARGET 75%	2011 9/30/2011	TARGET 75%	\$ Inc/Dec previous period	Pending REVISED amount for Budget Amendment 2011
Electric	230,480	64.0%	352,060	97.9%	121,580	412,250
Natural Gas	68,650	53.4%	72,902	56.8%	4,252	77,160
Telephone	53,280	56.3%	47,014	49.7%	(6,266)	63,910
Cell Phone	78,105	72.2%	70,474	65.1%	(7,631)	99,600
Total	\$430,515		\$542,450	78.5%	111,935	

Gambling Taxes: This includes punchboards, pulltabs, bingo and raffles. These are at 86% or \$6,197 of estimated \$7,200. This will also be amended for 2011 to \$8,260. In 2010 revenues were higher due to an establishment catching up on back taxes.

Brokered Natural Gas Tax: This was budgeted for 2010 as -0- due to a court decision that challenged if this was legally permissible or not. The Supreme Court reversed the Court of Appeals decision in brokered natural gas use case. This decision keeps in place the longstanding interpretation for administration of brokered natural gas use taxes at the point of consumption for the approximately 50 cities that impose the tax. The 2011 estimate is \$12,000 which is at 119% and will be increased to \$18,217.

Development Fees are collected at the time of development within the City. This includes building permits, plan check, fire/life safety, all land use matters such as short plats, subdivision, rezones, conditional use, etc. This fund does NOT include other fees such as Impact Fees. \$115,335 has been collected to 9/30/2011 of the \$145,700 estimated or 79.2%. Permits included 27 residential (8 SFD) and 21 commercial.

Fines & Forfeits are running low at \$71,324 of \$121,000 estimated or 58.9%. This can be attributed to the current economy and payments being received are down as well as defendants being given longer time to pay.

Charges for Goods & Services are also tied to Fines & Forfeits (court collections) as well as Planning & Development Services. The court revenues are down as mentioned above. Some of the Planning and Development fees are also down from estimates.

Pre-Application fees are at \$1,400 of \$2,000 or 70%; Other Planning and Development is \$4,275 of \$25,500 or 16.8% <Low.

	Budget	9/30/11 YTD	%	
Zoning & Subdivision	7,500	2,400	32.0%	<Low
Site Plan Review	7,500	4,031	53.7%	<Low
Other Planning/Development	25,500	4,275	16.8%	<Low
Pre-Application Fees	2,000	1,400	70.0%	>High

See detailed information and charts for additional REVENUE HISTORY.

For a complete detailed copy of the 2011 Budget, please contact Mari Ripp, Clerk Treasurer at 360-225-8281 ext 14 or rippm@ci.woodland.wa.us

3rd Quarter 2011 Financial Report



001-General Fund Expenditure Budget Update

Target 75%

Target 75%

Department		2010 Budget	2010 Sept 30 YTD	2010 % Used	2011 09/30 Budget	2011 Sept 30 YTD	2011 % Used	% Inc/Dec previous period
Council/Legisl	001 511	45,290	32,550	71.9%	40,990	28,986	70.7%	-10.9%
Judicial	001 512	140,038	91,473	65.3%	125,000	82,163	65.7%	-10.2%
Mayor/Exec	001 513	12,660	9,304	73.5%	12,060	9,771	81.0%	5.0%
Finance/Clerk	001 514	473,271	357,526	75.5%	521,271	398,404	76.4%	11.4%
Legal	001 515	91,496	65,073	71.1%	96,996	77,438	79.8%	19.0%
Personnel/Civil Svc	001 516	10,600	3,928	37.1%	11,900	6,769	56.9%	72.3%
General Facilities	001 518	300,985	267,653	88.9%	344,938	300,776	87.2%	12.4%
Planning	001 558	144,057	112,894	78.4%	136,969	82,847	60.5%	-26.6%
Building	001 559	47,792	51,838	108.5%	70,776	53,418	75.5%	3.0%
General Government	001 5XX	34,766	28,266	81.3%	36,622	27,240	74.4%	-3.6%
Police	001 521	1,469,360	1,010,044	68.7%	1,440,509	1,059,427	73.5%	4.9%
Fire	001 522	782,122	515,194	65.9%	747,155	499,182	66.8%	-3.1%
Code Enforcement	001 524	0	4,680	0.0%	21,468	14,060	65.5%	200.4%
Sub-Total Departments	001 5XX	3,552,437	2,550,422	71.8%	3,606,654	2,640,481	73.2%	3.5%
Non-Expenditures	001 580	123,300	90,855	73.7%	125,400	76,536	61.0%	-15.8%
Capital Outlay-various	001 594	24,600	99,520	404.6%	20,200	13,541	67.5%	-86.3%
Operating Transfers	001 597	270,100	209,763	77.7%	380,800	236,445	62.1%	12.7%
Capital Leases-Variou	001 596	6,020	4,169	69.3%	6,020	3,807	63.2%	-8.7%
Total General Fund	001 5XX	3,976,457	2,954,729	74.3%	4,139,074	2,970,910	71.8%	0.5%
Ending Fund Balance		74,999		0.0%	29,721		0.0%	
Total General Fund	001 5XX	4,051,456	2,954,729	72.9%	4,168,795	2,970,910	71.3%	0.5%

Note: 2010 Budget Amendments posted with October reports

4,051,456.00
0.00

2011 to 2010 >>>

0
0
117,339
16,181

SUMMARY:

Council/Legisl - includes Official Publication Services and Election/Voter costs; Multiple trainings attended by council

Mayor-traveled to the Legislative Action Conference in Olympia; Chamber banquet; other training; also hosted the Mayor's meeting for Clark and Cowlitz County mayors.

Finance/Clerk-2011 is up due to contract settlement with Teamster-Clerical and Jan-May higher health insurance premiums which were subsequently decreased to a lower plan and cost. A budget amendment is forthcoming. Also, 2009/2010 Audit was completed in Fall 2011.

General Facilities-is slightly above target for 3rd Quarter due to annual insurance premiums being paid which was \$7,238 over budgeted amount. This is due to inflationary increased and increases values at Water and Wastewater plants and the addition of new public restroom. Also includes the the cost of the Business Survey and Public Safety Sales Tax informational brochure.

Planning- is over in Prof Services due to contract with previous Planner Zushi early in 2011, but salary/benefits will be adjusted (\$11,800); Also Zoning Admin/Hearings Examiner is up \$2,577 due to hearings. (Budget amendment is pending for this dept.)

Building- A new part time Building Official was hired in November-4th quarter . This was previously a Contract for Services and is based on actual permits issued and inspections received.

Police - at at 73.5% of target and expected to remain within budget. There will be some recommended decreases and increases in some line items in the forthcoming budget amendments such as Operating Supplies (\$3k), Fuel \$8,250, R&M Radios/Vehicles (\$3k), & Care/Custody Prisoners (\$15k).

Code Enforcement- is running at 65% of budget and proposed decreases of (\$2,300) in Salary/Benefits due to final settlement of union contract in May, 2011.

Fire- is at 66.8% of budget and there will also be some proposed decreases in the 4th quarter Budget Amendments such as Benefits-Safety Test (\$2,500) not as much needed as originally budgeted for; Decreases totalling (\$24,600) in operating supplies, R&M, Training and Supplies. Increase to MS: Ambulance Services \$2,120 for calls.

3rd Quarter 2011
Financial Report



Other Funds Expenditure Budget Update

FUND	Fund #	2010 Budget	2010 9/30/2010 YTD	2010 % Used	09/30/2011 Budgeted	2011 9/30/2011 Actual YTD	2011 % Used	% Inc/Dec previous period
Park	104	231,147	149,527	64.7%	195,680	125,498	64.1%	-0.6%
Library	102	41,600	2,379	5.7%	38,183	32,080	84.0%	78.3%
Street	104	773,550	467,768	60.5%	884,456	550,916	62.3%	1.8%
Doc Recording Fee	105	25,200	10,000	39.7%	15,745	10,000	63.5%	23.8%
Hotel / Motel	107	63,870	30,500	47.8%	35,195	20,000	56.8%	9.1%
Criminal Justice	108	19,435	10,932	56.3%	20,742	14,130	68.1%	11.9%
Debt Service (200's)		807,140	491,415	60.9%	354,874	162,142	45.7%	-15.2%
Park Acquisition	300	440,879	77,450	17.6%	395,764	395,307	99.5%	82.3%
Capital Reserve: General	301	980,123	524,451	53.5%	642,268	219,763	34.2%	-19.3%
Capital Reserve: Utilities	302	528,000	303,224	57.4%	302,285	0	0.0%	-57.4%
Capital Reserve: Fire	303	76,567	15,000	19.6%	64,514	9,000	14.0%	-5.6%
Equipment Acq'n	304	71,000	0	0.0%	85,703	62,150	72.5%	72.5%
Capital Projects (300's)		2,713,693	485,416	17.9%	4,595,004	1,569,389	34.2%	16.3%
Impact Fees (350's)		290,820	34,905	12.0%	258,719	165,624	64.0%	52.0%
Water	401	1,090,302	738,630	67.7%	1,068,516	749,990	70.2%	2.4%
Sewer	402	1,624,883	1,105,739	68.1%	1,697,699	1,126,332	66.3%	-1.7%
Garbage	403	656,904	480,034	73.1%	732,332	483,162	66.0%	-7.1%
Other 400's		367,258	50,439	13.7%	419,186	165,771	39.5%	25.8%
Total		10,802,371	4,977,810	46.1%	11,806,865	5,861,249	49.6%	3.6%
General Fund	001 SXX	4,051,456	2,954,729	72.9%	4,168,795	2,970,910	71.3%	-1.7%
Change/Petty Cash/AdvTr	002 003	2450			2,850			
GRAND TOTAL ALL FUNDS		14,856,277	7,932,539	53.4%	15,978,510	8,832,158	55.3%	1.9%

NARRATIVE:

The operating funds Park (101), Street (104), Water (401) and Sewer (402) are all running on target. Park revenues are at \$125,501 or 64.1% and expenses are at 64.1%; Street revenues are \$582,783 or 65.8% and expenses at 62.3%; Water revenue is \$853,082 at 79.8% and expenses at 70.2%; and Sewer revenue \$1,216,200 or 71.6% and expenses at 66.3%.

Salary & Benefits for Street and Water are showing above estimated expenditures of 95.8% and 85% respectively. Public Works hours are charged to actual hours worked. Street projects are also seasonal.

Library - fund is at 84%, but this is strictly transfers out to the General Fund for Admin Expenses such as insurance portion.

Reserves:

Park Acquisition Reserve (300) - fund is at 99.9% due to parkland acquisition on Scott Hill Road for new park.

General Reserve (301) - Revenues are \$542,016 or 84.4% and Expenses are \$219,763 or 34.2%. There is an outstanding interfund loan still due from fund 351 Fire Impact fees which will be repaid as receipts are received for construction. It is anticipated that an additional loan will need to be given in 2012 to cover the debt payment portion due for the Public Safety Land and also the fire truck debt payment.

There is also an interfund loan \$48,390 to 300 Park Acquisition Reserve for the balance of the parkland purchase. One option introduced to the council was to sell the residential house which is at the Scott Hill Road site. This will be a policy decision of the council and will occur in 2012.

The Interfund loan from 301 to 316 SR503 Improvement project has been paid in full to General Reserve.

Real Estate Excise Tax Revenue is at 87% as of 9/30/2011 of projected \$90,000. This revenue is based off of sales of real estate.

The estimated Ending Fund Balance for 301 General Reserve is \$335,414.

Utility Reserve (302) - Revenues are at \$243,710 or 80.6% and expenses are \$0 as of 9/30/2011. The revenues are derived from Water and Sewer Assessments on new construction. The estimated ending fund balance is \$302,285.

Fire Reserve (303) - Revenues are \$30,346 or 47.4% and expenses are \$9,000. Debt payments of \$55,120 will be made in the 4th quarter.

Vehicle & Equipment Acquisition Reserve (304) - Revenues are \$80,849 or 94% and expenses are \$62,150 or 72% which is the contribution to the 001 General Fund for Capital outlay and Public Safety items.

Final Summary:

Overall the City of Woodland Budget is at \$10,626,553 or 66.5% and \$8,832,158 or 55.3% as of September 30, 2011. The City will continue to monitor the budget closely and is currently reviewing budget amendments for the 4th quarter to reflect increases and decreases to projected revenues and expenditures. These will be presented to the council at the December 5th council meeting for consideration.

If you have any questions relating to the City Budget or Quarterly Report, please contact Mari Ripp, Clerk-Treasurer 360-225-8281 ext. 14 or rippm@ci.woodland.wa.us

3rd Quarter 2010
Financial Report



001-Operating Expenditures

Department		2011 Annual Dept Budget	2010			2011			% Actual Inc/Dec previous period
			*Operating Exp'd 09/30/2010	*2010 Operating Budget	% Spent	*Operating Exp'd 09/30/2011	12/31/2011 *Budget	% Spent	
					TARGET 75%			TARGET 75%	
Council/Legisl	001 511	40,990	16,962	24,500	69.2%	14,346	20,200	71.0%	-15.4%
Mayor/Exec	001 513	12,060	1,192	2,100	56.8%	1,618	1,500	107.9%	35.8%
Finance/Treas	001 514	521,271	31,456	41,000	76.7%	42,735	116,094	36.8%	35.9%
Legal	001 515	96,996	65,073	91,496	71.1%	77,438	96,996	79.8%	19.0%
Personnel/Civil Svc	001 516	11,900	3,079	9,600	32.1%	4,316	10,700	40.3%	40.2%
General Facilities	001 518	344,938	264,788	294,374	89.9%	297,090	334,938	88.7%	12.2%
Planning	001 558	136,969	37,923	42,350	89.5%	18,287	37,348	49.0%	-51.8%
Building	001 559	70,776	138,845	155,609	89.2%	25,394	32,100	79.1%	-81.7%
Police	001 521	1,440,509	186,783	354,845	52.6%	183,193	277,486	66.0%	-1.9%
Fire	001 522	747,155	123,701	213,291	58.0%	76,279	136,043	56.1%	-38.3%
Code Enforcement**	001 524	21,468	0	0	0.0%	601	1,100	54.7%	#DIV/0!
Total Departments 001		3,445,032	869,802	1,229,165	70.8%	741,298	1,064,505	69.6%	-14.8%

*The above does NOT include Salary & Benefits.

**Code Enforcement funded in July 2010

3rd Quarter 2011
Financial Report



001-Salary/Benefits

		2010				2011			%
		2011 Annual Dept Budget	Salary & Benefits 09/30/2010	Budget Salary & Benefits	% Spent	Salary & Benefits 09/30/2011	Budget Salary & Benefits	Target 75% % Spent	Actual Inc/Dec previous period
Council/Legisl	001 511	40,990	14,588	20,790	70.2%	14,640	20,790	70.4%	0.4%
Mayor/Exec	001 513	12,060	8,111	10,560	76.8%	8,153	10,560	77.2%	0.5%
Finance/Clerk	001 514	521,271	326,069	432,271	75.4%	355,669	405,177	87.8%	9.1%
Legal (Contracts)	001 515	96,996	0	0	0.0%	0	0	0.0%	0.0%
Personnel/Civil Svc	001 516	11,900	849	1,000	84.9%	2,453	1,200	204.4%	189.0%
General Facilities	001 518	344,938	2,865	9,611	29.8%	3,686	10,000	36.9%	28.7%
Planning	001 558	136,969	74,970	101,707	73.7%	64,560	99,621	64.8%	-13.9%
Building	001 559	70,776	25,886	36,240	71.4%	28,024	38,676	72.5%	8.3%
Police	001 521	1,440,509	823,261	1,114,515	73.9%	876,234	1,163,023	75.3%	6.4%
Fire	001 522	747,155	391,492	568,831	68.8%	422,903	611,112	69.2%	8.0%
Code Enforcement	001 524	21,468	4,678	16,800	0.0%	13,459	20,368	66.1%	187.7%
Total Departments		3,445,032	1,672,769	2,312,325	72.3%	1,789,781	2,380,527	75.2%	7.0%

Correction pending s/b \$36,240 as adopted 1/1/2010

Salary & Benefits:

Mayor/Executive: Slightly above due to benefit line item for cell phone reimbursement

Finance/Clerk: Above projection as Teamsters Clerical contract settlement was in May 2011; Budget Amendment pending to account for additional months of health insurance premiums which were negotiated to a cost saving plan and higher employee contributions.

Personnel/Civil Service exp'd are for the Empe/Volunteer recognition program expenses only. Coding correction pending.

All other 001-General Fund Salary & Benefits are all at or below target of 75%.

Building Dept.-Building and Inspection services are through a contract with City of La Center. A percentage of the Clerk is charged to Salary/Benefits for 2011. The new Part time Building Official began work in November 2011 which replaces the contract.

Code Enforcement- 2010 not funded until July 2010 \$16,800 for 6 months.

Other Funds-Salary/Benefits

		2010				2011			%
		2011 Annual Dept Budget	Salary & Benefits 09/30/2010	Budget Salary & Benefits	% Spent	Salary & Benefits 09/30/2011	Budget Salary & Benefits	Target 75% % Spent	Actual Inc/Dec previous period
Park	101	195,680	59,007	83,226	70.9%	67,054	82,780	81.0%	13.6%
Street	104	884,456	185,858	204,126	91.1%	179,723	187,675	95.8%	-3.3%
Water	401	1,068,516	262,557	330,026	79.6%	273,008	321,187	85.0%	4.0%
Sewer	402	1,697,699	303,040	417,368	72.6%	306,056	414,628	73.8%	1.0%
Total Other Funds		3,846,351	810,462	1,034,746	78.3%	825,841	1,006,270	82.1%	1.9%

Salary & Benefits:

Public Works salary/benefits are estimated, but expensed in actual funds per monthly timesheets.

Park has 2 seasonal Full time employees which work from April or May to October so the 81% is on target.

Street and Water are showing above estimated expenditures of 95.8% and 85% respectively. Street projects are also seasonal related.

Public Works had a 2011 position for Utility Service Worker II which remains vacant but another laborer is anticipated to be requested in 2012.

Sewer is slightly down from the 75% target. Part is due to vacancies in positions and actual hours are expensed on actuals.

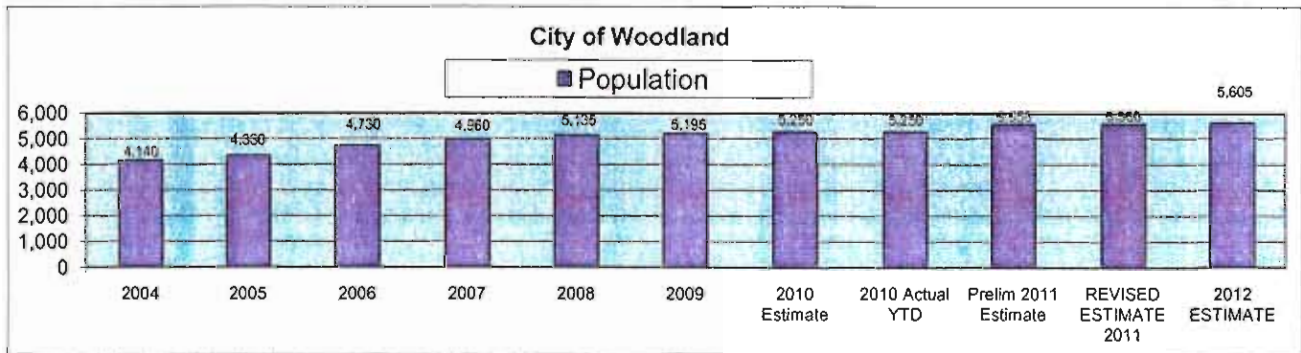
Revenue History 2004 to 2012 -- City of Woodland

Summary:

See REVISED ESTIMATE 2011 for 2011 Budget Amendments (Dec 5th council meeting)

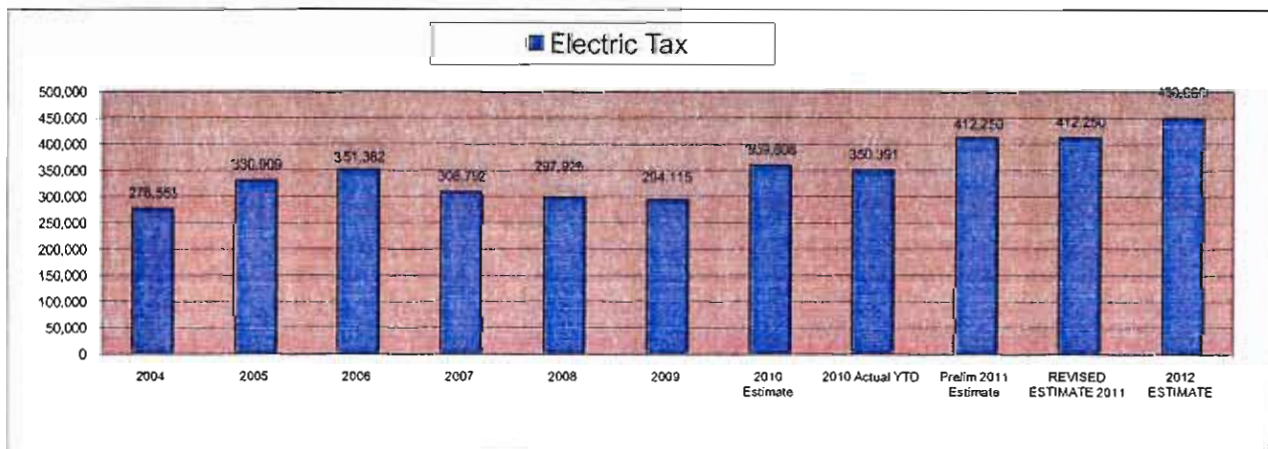
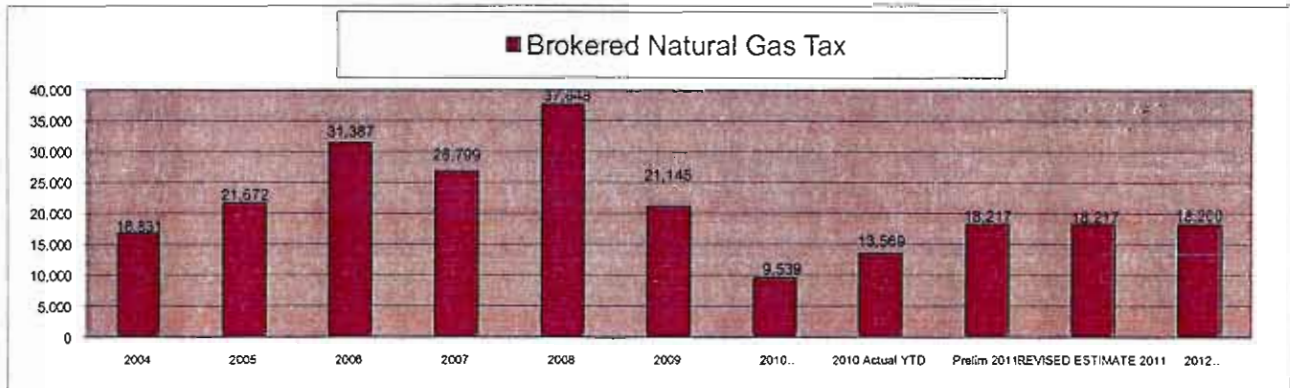
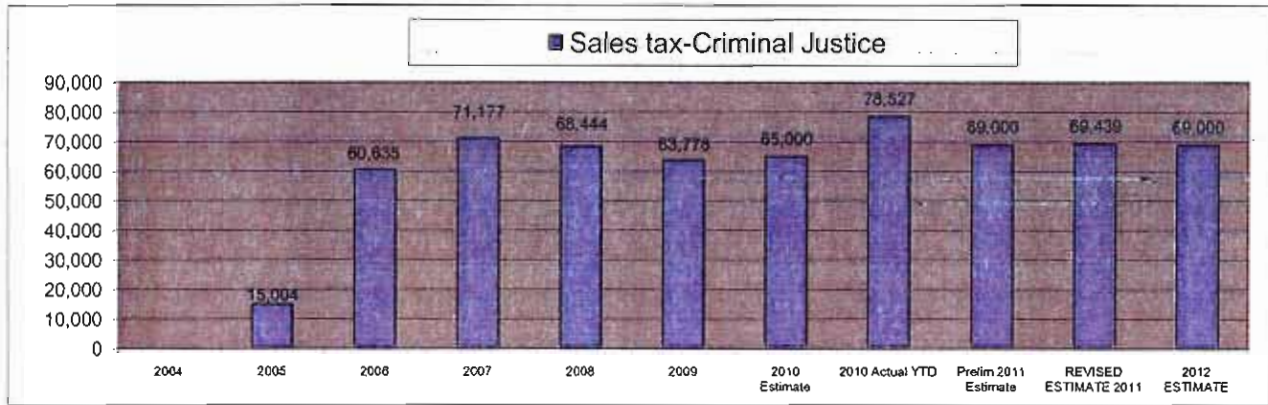
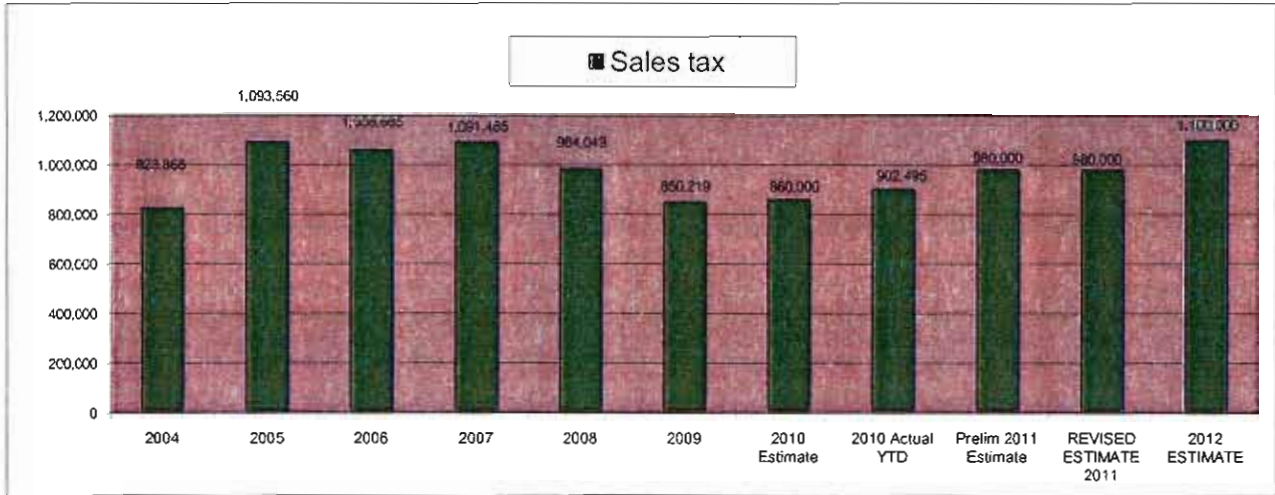
	2004	2005	2006	2007	2008	2009	2010 Estimate	2010 Actual YTD	Prelim 2011 Estimate	REVISED ESTIMATE 2011	2012 ESTIMATE	2011 Revised Est to 2012 Incl/Decr
Sales tax	823,865	1,093,560	1,058,685	1,091,465	984,049	850,219	860,000	902,495	920,000	980,000	1,100,000	120,000
Sales tax-Criminal Justice New-2005		15,004	60,635	71,177	68,444	63,778	65,000	78,527	69,000	69,439	69,000	(439)
Brokered Natural Gas Tax	16,831	21,672	31,387	26,799	37,648	21,145	9,539	13,569	18,217	18,217	18,200	(17)
Electric Tax	276,553	330,909	351,382	308,792	297,926	294,115	359,808	350,391	412,250	412,250	450,000	37,750
Natural Gas Tax	41,577	56,423	82,914	80,834	93,185	90,732	128,400	80,101	77,160	77,160	77,200	40
Cable Franchise Fee	18,432	17,949	20,478	25,860	36,706	42,374	40,000	46,154	47,837	47,837	48,000	363
Telephone Tax	59,801	75,563	95,919	74,920	74,506	73,694	94,560	67,667	63,910	63,910	64,000	90
Cellular Phone Tax New-2005	0	27,595	49,404	54,098	90,032	87,016	108,120	104,652	99,800	99,600	99,600	(0)
Leasehold Excise Tax	13,470	11,409	18,226	13,186	19,811	22,984	18,100	19,001	19,900	19,900	19,600	(0)
Gambling Taxes	23,084	18,491	13,116	9,084	8,129	20,007	4,900	12,216	7,760	7,760	8,000	240
TOTALS	1,273,613	1,668,575	1,782,145	1,756,215	1,710,436	1,566,064	1,688,427	1,674,774	1,795,134	1,795,574	1,953,600	158,026
<small>Telephone tax 2002 changed to put revenue in correct months vs. received</small>												
Population	4,140	4,330	4,730	4,960	5,135	5,195	5,250	5,250	5,550	5,550	5,605	
% increase growth	2.3%	4.6%	9.2%	4.9%	3.5%	1.2%	1.1%	1.1%	5.7%	5.7%	1.0%	
Annual \$ per capita	\$ 308	\$ 385	\$ 377	\$ 354	\$ 333	\$ 301	\$ 322	\$ 319	\$ 323	\$ 324	\$ 349	
1995 to 2009 Increase per capita in 15 years												

g: CT:\Budget\Revenue History 1994to2011_to August 30 2011_20110930.xls

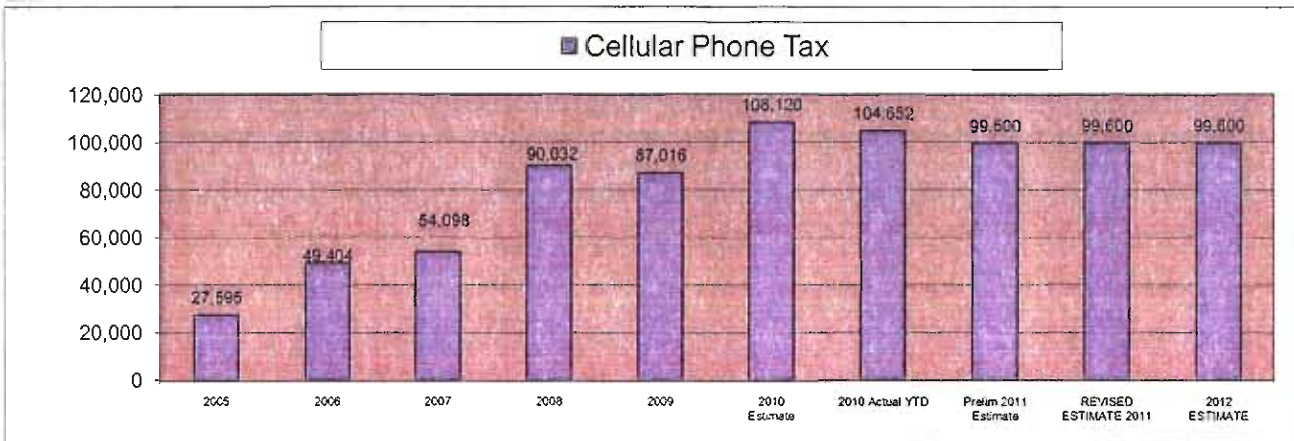
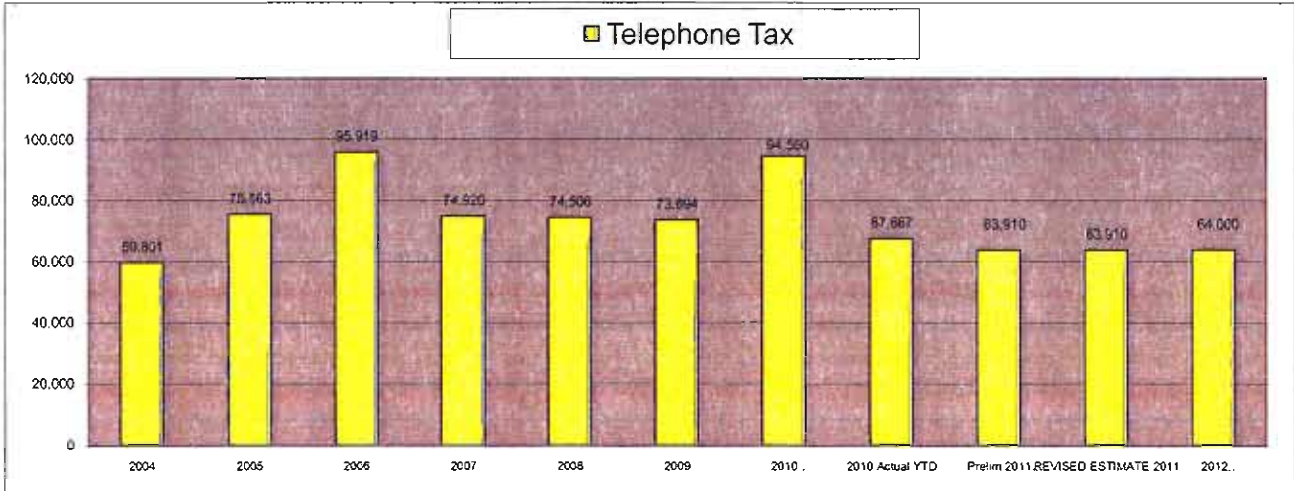
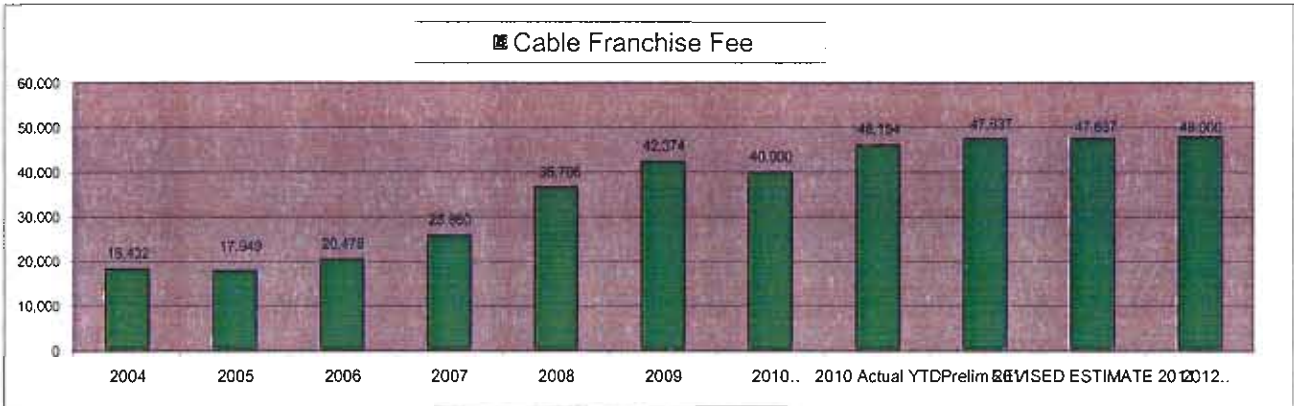
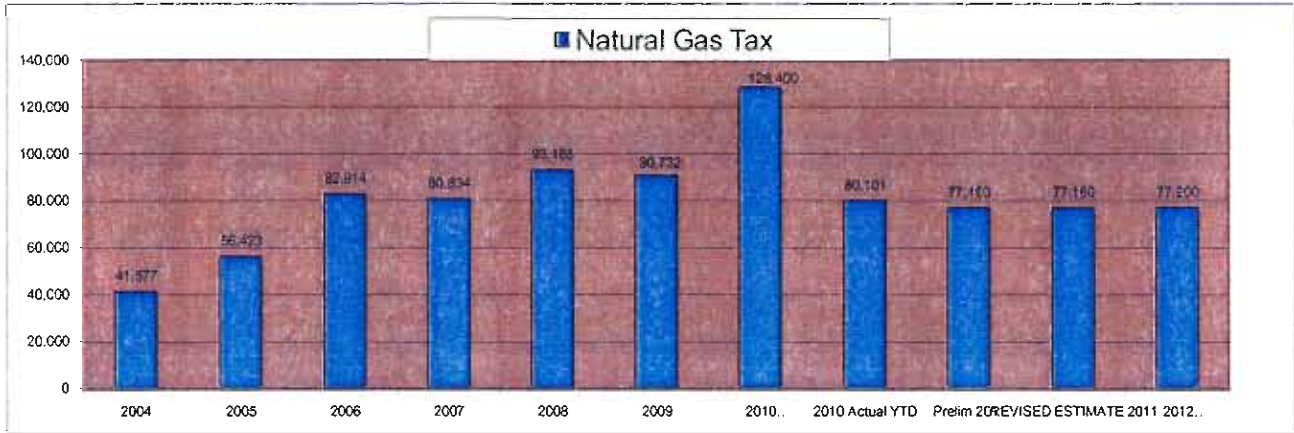


Population for the City of Woodland is still increasing. From 2009 to 2011 the population went from 5,195 to 5,550 or 6.9% growth. From 2010 to 2011 which was 5,250 to 5,550 is 5.8% growth. Revenues and Expenditures have not kept pace with growth, but the City continues to operate on a tight budget & is fiscally conservative. Estimate for 2012 is conservative growth at 1%.

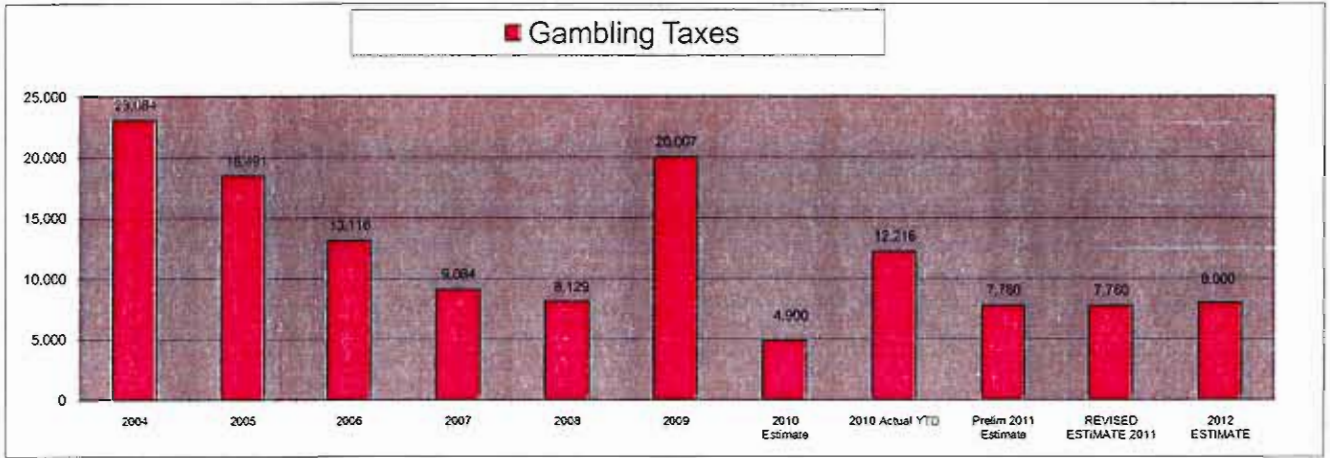
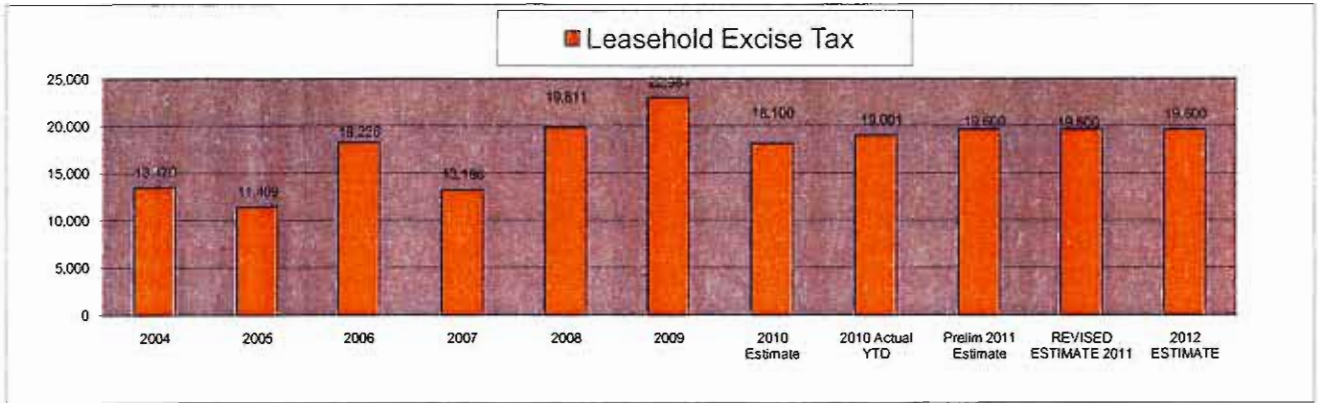
City of Woodland - Revenue Tax History



City of Woodland - Revenue Tax History



City of Woodland - Revenue Tax History



Revenue History 2005 to 2012


Property Tax

*General Fund portion only

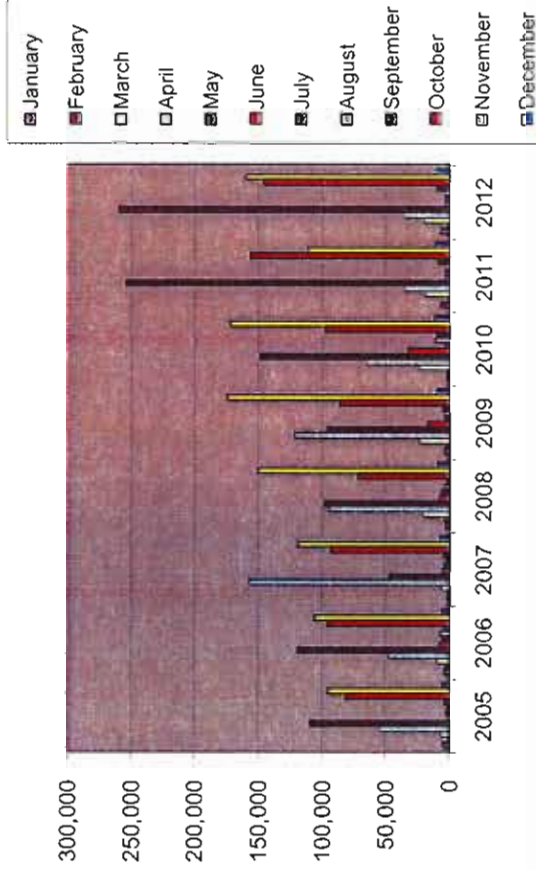
	Actual 2005	Actual 2006	Actual 2007	Actual 2008	Actual 2009	Actual 2010	TARGET	TARGET	TARGET	TARGET	Incl/(Decri) from 11 to 12
January	4,909	3,276	1,217	2,654	3,370	1,510	590,245	612,042	659,497	47,455	118
February	651	3,111	830	3,825	3,058	1,644					40
March	6,527	9,593	5,596	20,683	23,121	23,440					1,406
April	54,391	47,412	157,078	94,204	121,557	65,201					589
May	109,294	119,236	47,033	98,655	96,169	148,641					5,562
June	0	7,655	5,255	7,577	16,669	32,435					80
July	2,404	5,034	3,815	5,733	3,919	3,616					(7)
August	1,013	6,678	1,784	3,721	3,055	10,710					35
September	3,787	4,038	4,637	2,265	5,064	9,733					1,361
October	81,871	96,213	93,546	71,969	86,646	97,853					(10,482)
November	95,380	106,001	119,148	150,112	174,300	171,933					48,754
December	5,459	5,538	7,183	8,717	9,838	11,379					0
Actual Revenue	365,685	413,786	447,122	470,114	546,766	578,095					47,455
Est Over/Short	0	0	0	(24,539)	(31,920)	(12,150)		(0)	0		

Items in red are estimated amounts

Property Tax Revenue-001 General Fund



Property Tax Revenue-001 General Fund



Revenue History 2005 to 2012

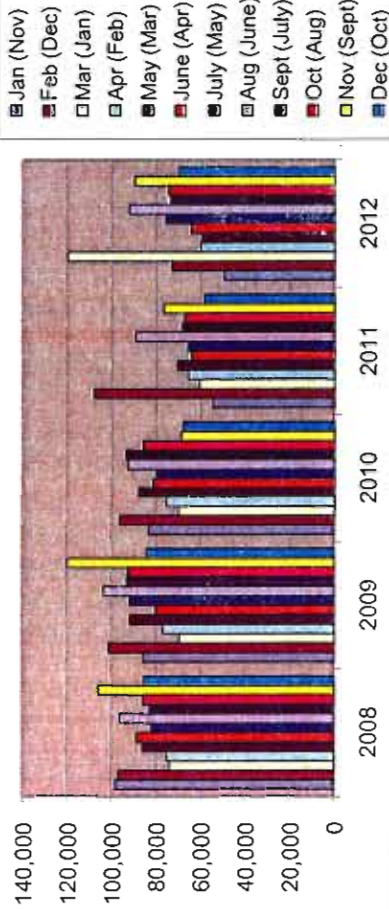
Sales Tax

Mo. (rc'd for)	2003	2004	2005	Actual 2006	Actual 2007	Actual 2008	Actual 2009	TARGET	TARGET	TARGET	Actual 2010	Est 2011	Est 2012	Incl(Decr) from 11 to 12
Jan (Nov)	51,942	53,790	75,192	98,288	85,777	83,301	54,752	860,000	980,000	1,100,000	49,643	66,199	80,000	13,801
Feb (Dec)	76,721	61,316	90,519	96,986	101,236	96,482	108,210	860,000	860,000	860,000	73,135	75,169	86,000	10,831
Mar (Jan)	49,725	52,020	58,352	74,020	69,533	69,947	60,795	119,915	79,817	85,000	119,915	79,817	85,000	5,183
Apr (Feb)	55,832	57,978	74,931	75,157	77,001	75,417	65,612	60,298	59,551	70,000	60,298	59,551	70,000	19,449
May (Mar)	57,542	69,988	93,872	86,051	91,673	88,081	70,616	59,386	75,401	85,000	59,386	75,401	85,000	9,599
June (Apr)	52,920	69,163	90,541	88,564	80,302	81,503	64,231	64,193	65,410	85,000	64,193	65,410	85,000	19,590
July (May)	68,020	65,051	97,245	81,923	91,771	80,050	65,808	75,881	79,618	90,000	75,881	79,618	90,000	10,382
Aug (June)	77,204	93,090	119,068	97,039	103,683	92,808	89,245	92,135	91,285	90,000	92,135	91,285	90,000	1,285
Sept (July)	75,407	77,927	101,733	82,825	93,346	93,752	68,459	73,594	79,791	90,000	73,594	79,791	90,000	10,209
Oct (Aug)	66,122	75,746	102,732	85,843	92,656	85,877	67,371	74,508	82,362	110,000	74,508	82,362	110,000	27,638
Nov (Sept)	75,475	81,552	110,442	106,662	120,072	68,821	76,798	89,782	110,000	110,000	89,782	110,000	110,000	0
Dec (Oct)	55,958	66,244	78,934	85,327	84,415	68,011	58,320	70,025	115,396	110,000	70,025	115,396	110,000	(5,398)
Actual Revenue	762,867	823,865	1,093,560	1,058,685	1,091,465	984,049	850,219	902,495	980,000	1,100,000	902,495	1,130,000	1,100,000	120,000
Est Over/Short				(46,315)	(113,535)	(190,951)	(11,681)	42,495	0	0	42,495	(150,000)	0	(1,130,000)


Items in red are estimated amounts

2012 estimate does NOT include NEW PSST

Sales Tax - Monthly Revenue



Sales Tax - Monthly 2008 to 2012



Sales Tax Receipts by Business Type (Sic Code 2 Digit Summary Report)

OCTOBER REVENUE	August 2011	% of Total	August 2010	% of Total	Inc (Decr) from Prev				
Agriculture & Other	1,136.02	0.5%	820.93	2.5%	315.09				38.4%
Construction	8,218.04	6.9%	16,804.24	17.7%	(8,586.20)				-51.4%
Manufacturing	1,595.43	-1.9%	1,930.49	1.7%	(335.06)				-17.4%
Transportation & Utilities	2,473.35	4.1%	2,462.35	4.5%	11.00				0.4%
Wholesale	4,495.54	6.0%	5,917.62	7.3%	(1,422.08)				-24.0%
Retail Trade	53,665.88	73.0%	39,161.99	55.2%	14,503.89				37.0%
Services	7,121.44	8.4%	4,875.07	8.1%	2,446.37				52.3%
Public Services	3,656.02	2.8%	2,635.83	3.1%	1,020.19				38.7%
	82,361.72	100.0%	74,508.52	100.0%	7,853.20				10.5%

Narrative: 7,853.20

Retail Trade for August 2011 vs. 2010 is up 37% or \$14,503 due to NEW retail businesses.

Construction and Manufacturing are down in August 2011

The REVISED Sales Tax 2011 Estimated Revenue is \$980,000 from the original \$1,130,000 based on actuals from January to October and Estimated November/December.

This will be a Budget Amendment for consideration in the November or December 2011 council meeting.

New Business Revenue Estimates for 2012:		New Sales Tax Activity from NEW Businesses by Month:																	
	Retail 1- Tires	Retail 2- Groc/Misc	Retail 3- Restaurant	Retail 4-	Total	Jan-11	Feb-11	Mar-11	Apr-11	May-11	Jun-11	Jul-11	Aug-11	Sept	Nov	Dec	Jan	Feb	
Jan-12	1,375	13,750	1,994		17,119	49,856	1,421												
Feb-12	1,375	13,750	1,994		17,119														
Mar-12	1,375	13,750	1,994		17,119														
Apr-12	1,375	13,750	1,994		17,119														
May-12	1,375	13,750	1,994		17,119														
Jun-12	1,375	13,750	1,994		17,119														
Jul-12	1,375	13,750	1,994		17,119														
Aug-12	1,375	13,750	1,994		17,119														
Sep-12	1,375	13,750	1,994		17,119														
Oct-12	1,375	13,750	1,994		17,119														
Nov-12	1,375	13,750	1,994		17,119														
Dec-12	1,375	13,750	1,994		17,119														
YTD TOTAL	16,500	165,000	23,925	0	205,425	YTD TOTAL	69,049	Average	8,631										

Est Annual Sales 1,500,000 15,000,000 2,175,000

7.60% 114,000 1,140,000 165,300

1.10% 16,500 165,000 23,925

Monthly revenue 1,375 13,750 1,994

980,000
1,185,425

Sales Tax Receipts by Business Type (Sic Code 2 Digit Summary Report)

SEPTEMBER REVENUE	July 2011	% of Total	July 2010	% of Total	Inc (Decr) from Prev	
Agriculture & Other	1,281.14	1.4%	1,026.43	1.4%	254.71	24.8%
Construction	8,999.42	10.3%	7,564.97	10.3%	1,434.45	19.0%
Manufacturing	2,863.31	2.0%	1,475.21	2.0%	1,388.10	94.1%
Transportation & Utilities	2,484.44	3.5%	2,591.93	3.5%	(107.49)	-4.1%
Wholesale	4,617.42	13.0%	9,582.22	13.0%	(4,964.80)	-51.8%
Retail Trade	51,177.11	57.4%	42,240.00	57.4%	8,937.11	21.2%
Services	5,965.14	10.0%	7,349.27	10.0%	(1,384.13)	-18.8%
Public Services	2,403.22	2.4%	1,766.51	2.4%	636.71	36.0%
	79,791.20	100.0%	73,596.54	100.0%	6,194.66	8.4%

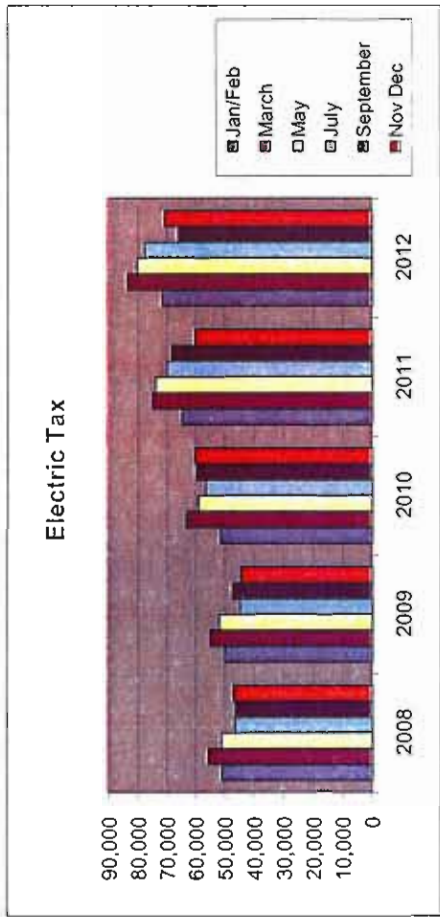
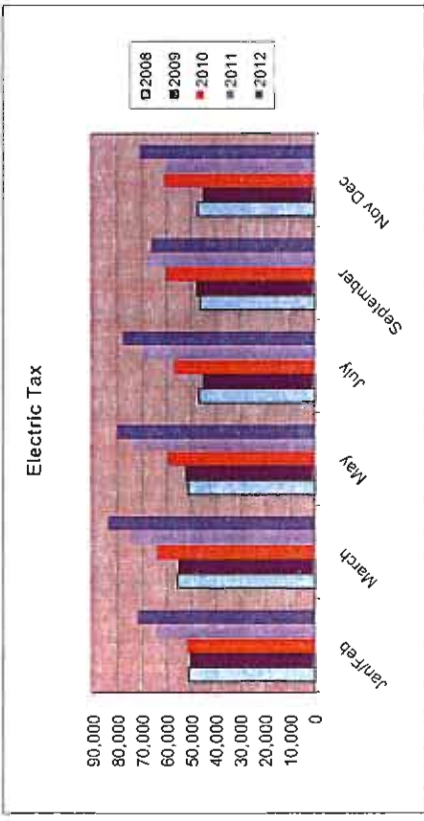
Sales Tax Receipts by Business Type (Sic Code 2 Digit Summary Report)

1 yr period ending 9/30/2011 REVENUE	Aug 2010 to Jul-11	% of Total	Aug 2009 to Jul-10	% of Total	Inc (Decr) from Prev	
Agriculture & Other	10,474.84	1.2%	15,930.34	1.8%	(5,455.50)	-34.2%
Construction	129,693.00	14.3%	181,942.22	20.9%	(52,249.22)	-28.7%
Manufacturing	21,761.78	2.4%	22,677.85	2.6%	(916.07)	-4.0%
Transportation & Utilities	31,537.79	3.5%	29,473.84	3.4%	2,063.95	7.0%
Wholesale	60,083.79	6.8%	70,359.68	8.1%	(10,275.89)	-14.6%
Retail Trade	535,368.45	59.1%	439,525.79	60.5%	95,842.66	21.8%
Services	81,045.37	8.9%	79,357.25	9.1%	1,688.12	2.1%
Public Services	36,593.65	4.0%	31,397.39	3.6%	5,196.26	16.5%
	906,558.67	100.0%	870,664.36	100.0%	35,894.31	4.1%
					(68,896.68)	
					104,790.99	
					<u>35,894.31</u>	

Revenue History 2005 to 2012
Electric Tax

	2005	2006	2007	2008	2009	Target	Target	Target	Target	Target	Target	Target
	262,100	351,383	317,000	325,000	300,700	359,808	412,250	412,250	450,000	450,000		
						1% inc	REVISED	REVISED				
						2010	2011	2011	2012	2012		
Jan/Feb	45,191	53,281	60,940	51,080	50,037	51,457	64,741	64,741	71,700	71,700		6,959
March	59,993	70,114	60,533	55,648	55,024	63,459	75,046	75,046	83,500	83,500		8,454
May	59,602	57,671	49,984	51,279	52,086	59,075	73,921	73,921	80,320	80,320		6,400
July	53,990	56,199	45,152	46,651	44,838	56,489	70,069	70,069	77,600	77,600		7,531
September	55,833	57,367	47,042	46,258	47,421	59,713	68,283	68,283	66,080	66,080		(2,203)
Nov Dec	56,300	56,750	45,141	47,010	44,710	60,198	60,191	60,191	70,800	70,800		10,609
												0
												0
												0
Estimated	330,909	351,382	308,792	297,926	294,115	350,301	412,250	359,800	450,000	450,000		37,750 (359,800)
Over/Short				(8,208)	(27,074)	(6,585)	(9,417)	0	0	0		

Items in red are estimated amounts

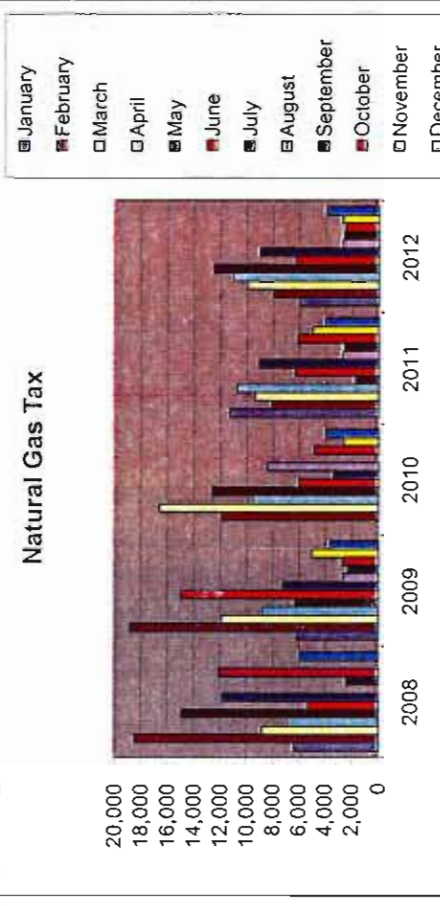
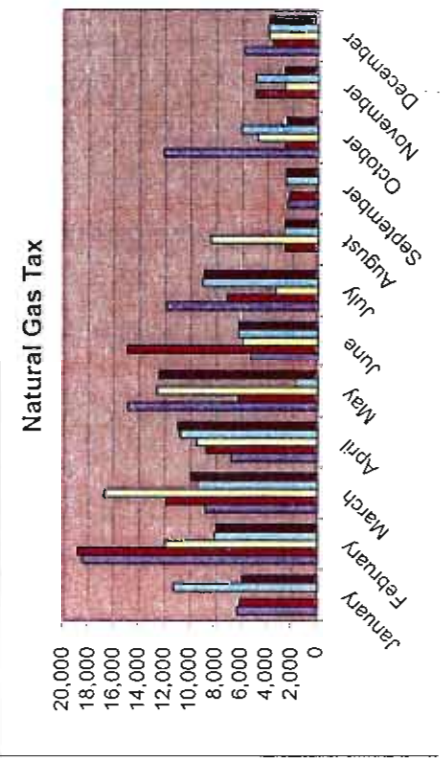


Revenue History 2005 to 2012

Natural Gas Tax

	2005	2006	2007	2008	2009	2010	2011	2012	Est	Inc (Decr) 2011 to 2012
January	5,740	0	9,264	6,378	6,162	0	11,300	6,000	6,000	(5,300)
February	7,739	22,930	13,044	18,446	18,818	11,953	8,120	8,000	8,000	(120)
March	8,235	11,201	14,082	8,850	11,936	16,645	9,414	10,000	10,000	586
April	7,315	11,650	10,225	6,881	8,820	9,522	10,780	11,000	11,000	220
May	5,707	9,680	8,596	14,903	6,343	12,650	1,764	12,500	12,500	10,736
June	5,114	6,287	5,429	5,341	14,990	6,007	6,304	6,300	6,300	(4)
July	2,906	4,279	3,918	11,880	7,262	3,401	9,095	9,000	9,000	(95)
August	2,580	2,900	5,398	0	2,677	8,470	2,728	2,700	2,700	(28)
September	2,152	2,796	2,405	2,432	2,310	0	2,561	2,600	2,600	39
October	2,327	2,653	2,823	12,142	2,722	4,844	6,094	2,500	2,500	(3,594)
November	2,690	3,258	4,971	0	5,036	2,666	5,000	2,700	2,700	(2,300)
December	3,918	5,280	679	5,932	3,656	3,943	4,000	3,900	3,900	(100)
Over/Short	56,423	82,914	80,834	93,185	90,732	80,101	77,160	77,200	77,200	40
Avg	4,702	6,909	6,736	7,765	7,561	6,675	6,430	6,433	6,433	

Items in red are estimated amounts
Feb has 2007 averages \$4,585


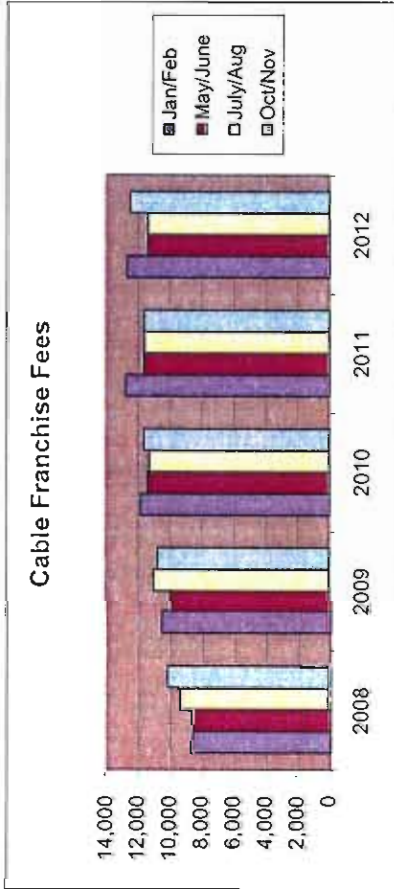


Revenue History 2005 to 2012

Cable Franchise Fee

	2005	2006	2007	2008	2009	Target	Target	Target	Target	Target	Target
			25,900	27,000	42,600	40,000	47,637	48,000			
Jan/Feb	4,703	4,637	5,794	8,620	10,602	11,810	12,780	12,700	2011	2012	
May/June	4,316	4,884	6,272	8,568	9,980	11,408	11,640	11,400			
July/Aug	4,428	5,200	6,532	9,293	11,012	11,300	11,610	11,400			
Oct/Nov	4,502	5,756	7,262	10,225	10,781	11,636	11,607	12,500			
Over/Short	17,949	20,478	25,860	36,706	42,374	46,154	47,637	48,000	43,000	(0)	0
			(40)	9,706	(226)	6,154	(0)				

Items in red are estimated amounts



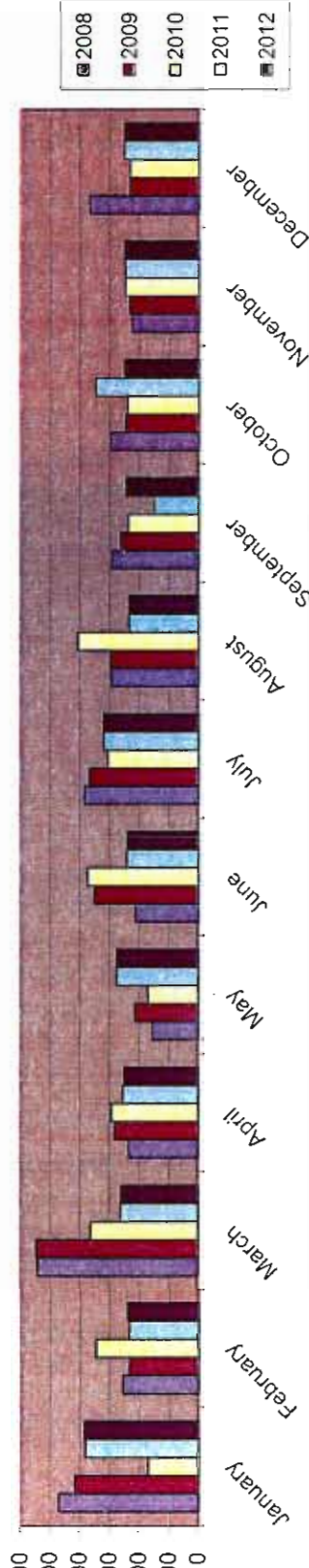
Revenue History 2005 to 2012
Telephone Tax

City of Woodland


	1996	1997	1998	1999	2000	2001	2002	2003	2004	2005	2006	2007	2008	2009	2010	1% Inc	Target	2008	2009	2010	REVISSED	Target	2011	2012	Target	Inc (Debt)
January									7,937	7,371	7,285	13,885	9,388	8,326	3,422	3,422	79,000	9,388	8,326	7,285	7,620	79,000	7,700	64,000	80	
February									4,157	4,716	8,647	3,842	5,107	4,669	6,915	6,915	76,200	5,107	4,669	8,647	4,668	76,200	4,800	64,000	132	
March									4,452	5,688	7,523	7,843	10,832	10,935	7,255	7,255	82,000	10,832	10,935	7,843	5,223	82,000	5,200	64,000	(23)	
April									4,755	5,784	5,998	11,403	4,682	5,643	5,837	5,837	79,000	4,682	5,643	5,998	5,090	79,000	5,000	64,000	(90)	
May									4,337	6,320	6,569	4,405	3,102	4,292	3,403	3,403	79,000	3,102	4,292	4,405	5,494	79,000	5,500	64,000	6	
June									4,238	7,557	6,219	4,278	4,239	7,025	7,472	7,472	79,000	4,239	7,025	6,219	4,837	79,000	4,800	64,000	(37)	
July									8,030	6,784	8,811	3,502	7,671	7,345	6,118	6,118	82,000	7,671	7,345	8,811	6,378	82,000	6,400	64,000	22	
August									4,373	6,062	6,118	7,124	5,855	5,941	8,109	8,109	76,200	5,855	5,941	6,118	3,002	76,200	4,700	64,000	1	
September									4,060	6,333	9,315	3,985	5,843	5,274	4,746	4,746	79,000	5,843	5,274	9,315	6,932	79,000	4,900	64,000	1,898	
October									4,767	6,429	10,391	5,092	5,954	4,946	4,815	4,815	82,000	5,954	4,946	6,429	4,968	82,000	5,000	64,000	(1,932)	
November									4,428	6,291	9,578	3,951	4,485	4,661	4,953	4,953	79,000	4,485	4,661	9,578	4,968	79,000	5,000	64,000	34	
December									4,266	6,229	9,464	5,610	7,349	4,639	4,822	4,822	79,000	7,349	4,639	9,464	5,000	79,000	5,000	64,000	0	
Over/Short								62,741	67,000	75,563	95,919	74,920	74,506	73,694	67,667	(26,893)	(4,080)	(7,494)	(2,506)	(26,893)	(0)	(0)	(0)	0	90	

Items in red are estimated amounts

Telephone Tax



Telephone Tax





Revenue History 2005 to 2012


Leasehold Excise

	2005	2006	2007	2008	2009	2010	2011	2012	Inc (Decr) 2011 to 2012
January									0
February									(13)
April	3,540	4,152	3,936	4,557	0	5,189	0	4,700	63
June	24	4,430	77	4,726	4,653	4,557	4,713	5,000	(28)
August	3,465	5,052	4,431	5,444	4,763	4,659	4,528	4,500	0
October	125	0	94	38	0	0	0	0	0
December	4,255	4,592	4,648	4,978	4,864	4,596	5,422	5,400	(22)
Over/Short	11,409	18,226	13,186	19,811	22,984	19,001	19,600	19,600	(0)
			(1,814)	1,811	84	901	0	0	(0)

Items in red are estimated amounts

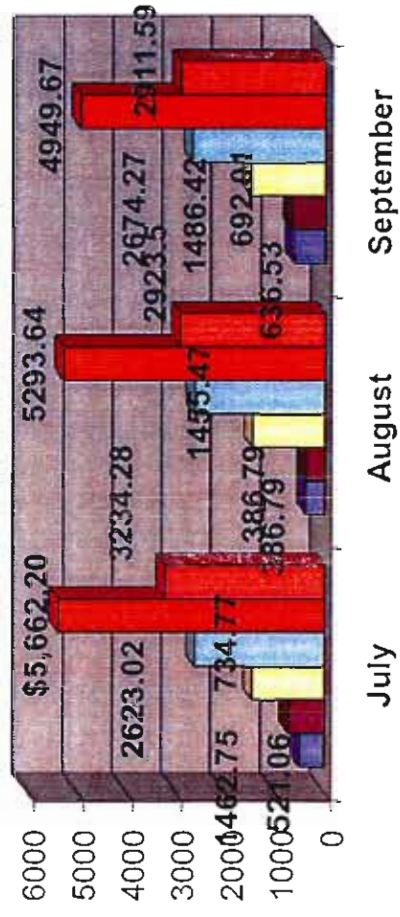


Top 6 Utility Vendors- Revenue 3Q11



Total: \$32,537.94

Top 6 Utility Tax Vendors--Revenues 3Q10



Total: \$41,121.77

New Business Licenses 2011

3rd Quarter

62.1 Carlson Sign Co	1605 NE Forbes Rd	Bend	OR	Contractor	70.00
201.7 Manzco Plumbing	PO Box 822964	Vancouver	WA	Contractor	70.00
233.1 Oak Tree Restaurant & Card Room	1020 Atlantic Ave	Woodland	WA	Restaurant	108.00
96.8 Cowlitz Mobile Services	1319 Hemlock	Longview	WA	Contractor	70.00
126.8 Firestop Company LLC	3203 NE 65th St Space 2	Vancouver	WA	Contractor	70.00
160.4 JGM Cleaning LLC	1585 VZ CR 1224	Grand Saline	TX	Service	100.00
203.4 Measure Tech	1823 Schurman Way Ste 306	Woodland	WA	Contractor	70.00
249.7 Quality Inn & Suites	1380 Atlantic Ave	Woodland	WA	Motel	111.00
176.4 Kendall Construction Inc	PO 550	Troutdale	OR	Contractor	70.00
160.5 Interstate Roofing	15065 SW 74th Ave	Portland	OR	Contractor	70.00
161.1 Integrity West Home Improvements	15055 Stevens Rd E	Olalla	WA	Contractor	70.00
98.3 CSHQA, Inc.	1450 Harbot BLVD STE A	W. Sacramento	CA	Consulting	100.00
197.5 Lindberg Pipe & Grade Inc	9310 NE 62nd Ave	Vancouver	WA	Contractor	75.00
212.0 Monti Electric, Inc	845 NW Dunbar STE 105	Troutdale	OR	Contractor	70.00
19.5 All About Air Inc.	118 NE 88th Ave	Vancouver	WA	Contractor	70.00
201.9 M.Linder Design	8142 Sheed Rd	Cincinnati	OH	Service	100.00
227.2 Northern Pacific Repair, Inc.	1695 Lewis River Road	Woodland	WA	Service	60.00
269.5 Scott, Doug & Colleen - Rental	311 Fir	Woodland	WA	Rental	60.00
34.1 B & B Installations, Inc	14401 S. Glen Oak Rd	Oregon City	OR	Contractor	70.00
324.7 Windy E Roofing, LLC	4300 SE Hans Nagel Rd	Washougal	WA	Contractor	70.00
115.1 Effinger Heating & Air Conditioning	P.O. Box 65153	Vancouver	WA	Contractor	70.00
249.4 Property Doctor Ent. Inc.	P.O. Box 1022	Woodland	WA	Contractor	70.00
227.7 Northwest Chemical LLC	1350 Down River Dr.	Woodland	WA	Supplier	62.00
17.2 All Phase Heating	6109 NE HWY 99	Vancouver	WA	Contractor	70.00
70.4 Chaotic Chocolate Baking, CO	1920 Whitetal Lane	Woodland	WA	Food	60.00
332.2 Woodland Grocery Service	369 Gun Club Rd #9	Woodland	WA	Service	60.00
119.2 Evolution Plumbing LLC	5699 SE International Way STE G	Milwaukie	OR	Contractor	70.00
247.6 Protemp Associates, Inc.	9788 SE 17th Ave	Portland	OR	Contractor	70.00

3Q Total New Licenses \$2,086.00



Woodland Police Activity Report 3rd Qtr, 2011

WOODLAND POLICE DEPARTMENT

From the Chief of Police // Chief's Memo - Council Report-Quarterly Report Form.doc

Report to the City Council

TO: Mayor and City Council

From:  Chief Rob Stephenson 



cc :

Date: October 17, 2011

Subject: 2011 Quarterly Report (3rd Qtr)

Here is the 2011 third quarter report for the Woodland Police Department. It is in the usual format. (This is actually a cumulative year to date, as of September 30th, report.)

In the last 9 months of 2011, WPD officers/staff drove 84,291 miles, handled 4,498 incidents, wrote 856 police reports, issued 859 traffic tickets (of which 195 were criminal events like drunk driving, suspended drivers licenses, et al), gave 950 traffic warnings, and made 178 warrant arrests (ours and others).

111 felony crime arrests have been made, 350 misdemeanor arrests have been made, and 121 felony crimes and 353 misdemeanor crimes have been cleared.

Spillman RMS (our reporting system) shows our current incident clearance rate to be 69.66%.

As you look through the various attached reports, you will note that many of the numbers are different for like categories. Remember that each of these reports comes from a different source and the data is searched differently. For instance, Spillman reports only show numbers from actual entered/written police reports. WPD Month End Statistics come from the 911 CAD system and only show those incidents that received an incident (IR or case) number. The Woodland PD Activity report shows actual "boots on the street" statistic as reported by officers/staff. I provide all of this to you as a matter of routine so you can see stuff from different perspectives. It's also more transparent and should give you a better overall feel for



Woodland Police Activity Report 3rd Qtr, 2011

WOODLAND POLICE DEPARTMENT

From the Chief of Police // Chief's Memo - Council Report-Quarterly Report Form.doc

what's going on.

It is interesting to note that 2011 continues to be a busy year for us. We are up about 450 incidents for the same time period in 2010 and after three years of declines, are higher than the same period in each of the last three years. Our call to officer ratio is also higher than the last three years. I can't pinpoint any particular reason for this...it just is what it is.

We are still within our budget except for the fuel/gasoline line item. The budgeted amount for the year has been depleted. However we're still where we should be in the total police budget for the 3rd quarter.

If you have any questions, feel free to ask or contact me.

Thank you.

Woodland Police Activity Report

NAME	Year to Date												of End of :	SEP	YR	2011
DATE	JAN	FEB	MAR	APR	MAY	JUN	JUL	AUG	SEP	OCT	NOV	DEC	TOTALS			
Miles Driven	9561	8280	9906	8110	10049	10060	9914	9335	8876				84291			
Calls for Service	421	448	450	418	495	634	575	562	495				4498			
Reports Written	80	97	119	86	81	120	95	88	90				856			
FI Cards	4	0	1	1	3	9	6	4	2				30			
NOI's (Tickets)	60	97	68	86	82	64	67	88	52				664			
Verbal Warnings	88	94	118	88	94	102	103	140	123				950			
Crim. Traf. Cites	14	34	17	18	14	28	14	32	24				195			
Crim. Non-Traf.	10	12	6	9	15	15	25	18	15				125			
Warrant Arrests	15	20	10	25	21	24	20	15	28				178			
Fel. Adult Arrests	3	8	15	7	3	24	10	8	14				92			
Fel. Juv. Arrests	2	0	6	4	4	1	2	0	0				19			
Misd. Adult Arrests	25	34	30	32	34	40	35	40	45				315			
Misd. Juv. Arrests	3	5	4	1	5	5	2	9	1				35			
Fel. Cleared	7	15	48	14	9	11	8	4	5				121			
Misd. Cleared	22	44	61	24	35	50	34	43	40				353			
Civil Papers	2	1	0	0	2	1	1	2	0				9			
HOURS																
Patrol Hours	783	626	654	594	669	696	660	712	657				6051			
Initial Call Hours	258	292	293	236	296	367	368	297	280				2687			
Follow Up Hours	109	90	192	100	147	145	113	86	107				1089			
Admin. Hours	275	280	235	201	235	254	235	231	340				2306			
Training Hours	41	107	120	58	19	40	6	31	91				513			
Court Hours	0	9	0	0	0	3	0	8	0				20			
Other Hours	169	86	128	161	131	125	106	107	97				1110			
Other Hours Off	0	0	4	0	13	0	0	0	4				21			
Sick Hours	16	103	0	99	15	24	12	36	48				353			
Vacation Hours	90	0	48	42	84	0	176	162	83				685			
Comp Hrs. Used	0	0	0	24	15	0	0	66	36				141			

WOODLAND POLICE


Count of Events per Areas Saturday 01/01/2011 thru Friday 09/30/2011

WOODLAND POLICE DEPARTMENT

WOODLAND, WA 98674

<u>Area</u>	<u>Count</u>	<u>Description</u>
099	348	COUNTYWIDE/OUT OF COUNTY
600	174	CITY HALL/CITY PROPERTY
660	421	DOWNTOWN AREA
663	262	CITY WEST OF RR TRACKS
665	42	NW AREA
670	562	EAST SIDE BUSINESS
675	60	TRUCK SHOPS AREA
680	625	EAST RESIDENTIAL AREAS
735	16	LEWIS RIVER AREA
	3,510	TOTAL

Call to Officer Ratio



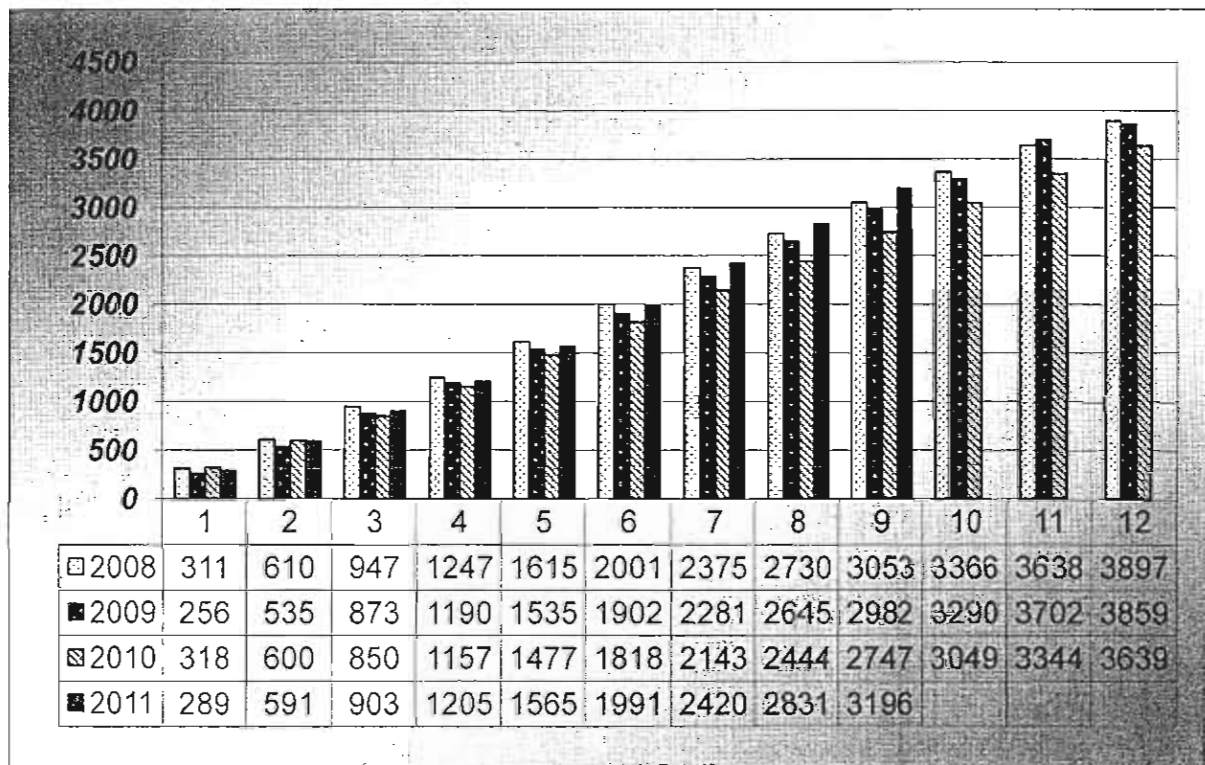
Woodland Police Department

Month End Statistics

(Only incidents receiving an IR #)

	2007	2008	2009	2010	2011
January	337	311	256	318	289
February	643	610	535	600	591
March	1019	947	873	850	903
April	1379	1247	1190	1157	1205
May	1774	1615	1535	1477	1565
June	2144	2001	1902	1818	1991
July	2584	2375	2281	2143	2420
August	3039	2730	2645	2444	2831
September	3406	3053	2982	2747	3196
October	3745	3366	3290	3049	
November	4038	3638	3702	3344	
December	4305	3897	3859	3639	

Change from Previous Year -408 -38 -220



WOODLAND POLICE

Count of Events per Event Type for Saturday 01/01/2011 thru Friday 09/30/2011

WOODLAND POLICE DEPARTMENT

WOODLAND, WA 98674

Event	Count	Nature
350	365	911 HANG-UP
410	344	AGENCY ASSIST
105	143	ALARMS
200	45	ANIMAL COMPLAINT
040	41	ASSAULT
300	110	ATL-ATC-VIGIL-S/B
060	0	BAD CHECKS/UTBC
370	4	BLDG. SECURITY CHECK
755	4	BOAT/LAKE/PARKS
600	82	CIVIL PROBLEM
055	12	COMMERCIAL BURGLARY
855	1	COUNTER/OFFICE COMPLAINT
760	166	CRIMINAL TRAFFIC
215	164	DISTURBANCE/UNWANTED
046	47	DV VERBAL OR DVNC
045	30	DV/PHYSICAL
315	25	FIRE/MEDICAL ASSIST
420	169	FOLLOW UP INVESTIGATON
065	34	FORGERY/FRAUD/ID THEFT
380	0	GUN PERMIT
705	72	HARASSMENT/THREATS
505	15	INJURY ACCIDENT
700	0	INQUIRIES
140	63	JUVENILE PROBLEM
160	4	LIQUOR VIOLATION
260	33	LOST/FOUND/RETURN PROP.
195	41	MAL. MISCHIEF/VANDALISM
850	184	MISC./INFORMATION
225	25	MISSING PERSON/RUNAWAYS
220	78	NOISE COMPLAINT
500	65	NON-INJURY ACCIDENT
605	21	PAPER SERVICE
900	23	PART-1 CRIME
550	202	PUBLIC ASSIST
340	0	PUBLIC RELATIONS
075	3	RECOVER/LOCATE VEH.
050	9	RESIDENTIAL BURGLARY
070	13	STOLEN VEHICLE
280	239	SUSPICIOUS CIRCUMSTANCES
080	118	THEFT
750	180	TRAFFIC COMPLAINT
085	30	VEHICLE PROWL
150	25	VUCSA/NARCOTICS
999	0	WACIC / NCIC DATA
295	124	WARRANT SERVICE
345	157	WELFARE CHECK
3,510		TOTAL

Offense	# Inci	# Act	% Act	# InAc	% InAc	# Clrd	% Clrd

AGENCY: WOODLAND POLICE DEPARTMENT							

Abandon Vehicle or Property	2	0	0	1	50	1	50
Accident Other	6	0	0	6	100	0	0
Assault with a Firearm	6	0	0	3	50	3	50
Assault with a Knife	1	0	0	0	0	1	100
Assault with a Knife	1	1	100	0	0	0	0
Assault No Weapon, Agg Injury	6	0	0	0	0	6	100
Alcohol Offense	7	0	0	0	0	7	100
arson other struct uninhab	1	0	0	0	0	1	100
Assault, Other Weapon	3	1	33.33	0	0	2	66.66
Assault, Police, Simple	1	0	0	0	0	1	100
Arson, single resd. inhabited	1	0	0	0	0	1	100
Assault 4th DV	27	1	3.703	2	7.407	23	85.18
Assault 4th	10	0	0	1	10	7	70
Assault Other	4	0	0	2	50	1	25
Agency Assist	14	0	0	5	35.71	6	42.85
Burglary, non-res, att force	2	0	0	1	50	1	50
Burglary, non-res, forced ent	4	0	0	4	100	0	0
Burglary, non-res, unlawf ent	1	0	0	0	0	1	100
Burglary, resid, att. force	1	0	0	0	0	0	0
Burglary, Resid, Forcible Ent	1	0	0	1	100	0	0
Burglary, Resident, Unlawf Ent	4	0	0	3	75	1	25
Burglary 2	3	1	33.33	1	33.33	1	33.33
Child Abuse or Neglect	10	0	0	5	50	3	30
Civil Problem	1	0	0	1	100	0	0
Rape of a child 2	1	0	0	0	0	1	100
CS/Poss Drug Paraphernalia	3	0	0	0	0	3	100
CS/Possess Cocaine	1	0	0	0	0	1	100
CS/Possess Marijuana	13	0	0	0	0	13	100
CS/Possess Methamphetamine	11	0	0	0	0	11	100
CS/Possess Other	4	0	0	0	0	4	100
Use drug paraphernalia	5	0	0	0	0	5	100
CS/Sale/Manuf Marijuana	4	1	25	0	0	2	50
CS/Sale/Manuf Methamphetamine	1	0	0	0	0	1	100
CS/Sale/Manuf Other	1	0	0	1	100	0	0
Disorderly Conduct	12	0	0	0	0	12	100
Death Investigation	4	0	0	4	100	0	0
Disturbance/Dispute	9	0	0	7	77.77	2	22.22
DUI Alcohol or Drugs	27	0	0	2	7.407	24	88.88
Domestic Violence Involved	4	0	0	0	0	4	100
Domestic Violence Mal Mischief	1	0	0	0	0	0	0
Domestic Violence No Crime	16	0	0	16	100	0	0
Driving While License Sus/Rev	129	0	0	0	0	129	100
Embezzlement	1	0	0	0	0	1	100
Extortion/Blackmail	1	0	0	0	0	1	100
Fraud-Credit Card ATM Fraud	1	0	0	1	100	0	0
Warrant of Arrest Felony	28	0	0	1	3.571	27	96.42
ID Theft	6	0	0	6	100	0	0
Fraud-Impersonation	1	0	0	0	0	1	100
Family Offenses, Nonviolent	1	0	0	0	0	1	100
Fraudery/Counterfeiting	6	1	16.66	2	33.33	3	50
Fraud-Other	6	2	33.33	2	33.33	2	33.33
Fraud-Swindle/Confidence Game	1	0	0	1	100	0	0
Fail to register sex offender	1	0	0	0	0	1	100

10/14/11
16:43

WOODLAND POLICE DEPARTMENT
Law Incidence Clearance Statistics Report, by Agency

100
Page: 2

Offense	# Inci	# Act	% Act	# InAc	% InAc	# Clrd	% Clrd
Harrassment	4	1	25	1	25	2	50
Hit and Run Property Damage	11	0	0	6	54.54	4	36.36
Information	8	0	0	8	100	0	0
Intimidate a witness	1	0	0	0	0	1	100
Interfere With Reporting of DV	4	0	0	0	0	2	50
ITA Medical Protective Custody	5	0	0	4	80	0	0
Juvenile Runaway	19	0	0	12	63.15	7	36.84
Make false statment	2	0	0	0	0	2	100
Mental Health Involvement	3	0	0	2	66.66	1	33.33
Illegal possession/consumption	6	0	0	0	0	6	100
Malicious Mischief	41	0	0	31	75.60	10	24.39
Missing/Lost Person	3	0	0	2	66.66	0	0
Obstructing Public Servant	8	0	0	0	0	8	100
All Other Reportable Offenses	4	0	0	1	25	3	75
Probable cause for arrest	1	0	0	0	0	1	100
Property Other	8	0	0	8	100	0	0
Possession stolen property	8	0	0	0	0	8	100
Resisting Arrest	2	0	0	0	0	2	100
Reckless Endangerment	3	0	0	0	0	3	100
Robbery, Firearm, Gas Station	1	0	0	1	100	0	0
Robbery, Other, Street	1	0	0	0	0	1	100
Child sex offense NOT FOR IBR	1	0	0	1	100	0	0
Sex Offender Community Registr	1	0	0	1	100	0	0
Sex Off, Forcible Rape	1	0	0	0	0	1	100
Sex Offense Indecent Exposure	1	0	0	0	0	1	100
Suicide attempt	2	0	0	2	100	0	0
Traffic Accident Hit & Run	1	0	0	1	100	0	0
Traffic Accident Injury	11	0	0	4	36.36	5	45.45
Traffic Accident Property	24	0	0	4	16.66	20	83.33
Theft Bank/Access/Credit Card	2	0	0	2	100	0	0
Traffic Offense	32	0	0	0	0	32	100
Traffic Other	70	0	0	0	0	70	100
Theft, Property, Bicycle	6	0	0	5	83.33	1	16.66
Theft, Property, Building	9	1	11.11	7	77.77	1	11.11
Theft, Property, Coin Machine	1	0	0	1	100	0	0
Theft money by employee	1	0	0	0	0	1	100
Theft, Property, From Mtr Veh	23	0	0	21	91.30	1	4.347
Theft, Property, Other	20	2	10	11	55	6	30
Theft, Property, Pocket	1	0	0	0	0	1	100
Theft, property, purse	3	0	0	2	66.66	1	33.33
Theft, Property, Shoplifting	25	3	12	5	20	17	68
Theft, prop, vehicle parts	2	0	0	2	100	0	0
Trespass of Real Property	10	0	0	1	10	9	90
Threats	3	0	0	2	66.66	0	0
Theft, Vehicle: Automobile	10	2	20	3	30	3	30
Theft of motorcycle	1	0	0	1	100	0	0
Theft of truck or bus	1	0	0	0	0	0	0
Unlawful Issuance Bank Check	1	0	0	0	0	1	100
Urinating in public	3	0	0	0	0	3	100
Violate Anti-harassment order	1	0	0	0	0	1	100
Vandalism/Destruct/Damage Prop	1	0	0	1	100	0	0
Violate Protection order	1	0	0	0	0	1	100
Violate No-contact Order	3	0	0	0	0	3	100
Violate Protection Order DV	4	0	0	1	25	3	75
Vehicle Prowl	12	0	0	10	83.33	2	16.66

J/14/11
16:43

WOODLAND POLICE DEPARTMENT
Law Incidence Clearance Statistics Report, by Agency

1003
Page: 3

Offense	# Inci	# Act	% Act	# InAc	% InAc	# Clrd	% Clrd
Recovered Stolen Vehicle	4	0	0	1	25	2	50
Warrant of Arrest (MISD,GMID)	102	0	0	1	0.980	100	98.03
Weapons Offense	3	0	0	0	0	3	100
For this Agency:	956	17	1.778	245	25.62	666	69.66


Total Incidents for This Report: 956

Report includes:

All dates between `00:00:01 01/01/11` and `23:59:59 09/30/11`
All agencies matching `WDPD`
All locations
All offenses observed
All offenses reported
All responsible officers
All offense codes

*** End of Report /var/tmp/rptAAAnWaip5-rplwics.r1_1 ***

WOODLAND FIRE DEPARTMENT



THIRD QUARTER REPORT

2011

PRESENTED TO THE WOODLAND CITY COUNCIL



PREPARED BY: MIKE JACKSON, FIRE CHIEF

Introduction

This report covers our Fire Department activity through September 2011. The training records through September have been entered, and this report includes all known training data for the third quarter of 2011.

The statistical data included in this report is may not be completely accurate, some reports may not have been entered into the system at the time this report was completed.

Membership —THIRD Quarter

New Members:

- 4 new members are currently completing a recruit firefighter training academy in Clark County. (2 Volunteers / 2 Interns) Classes will be complete at the end of November.
- New Members: Brandon Wise, Jeff Taylor, Josh Gleason, and Casey McClure.
- These new members will be sworn in during the month of December.
- Volunteer Member Nick Huesties is currently enrolled in a Paramedic Program.

Notable Activities

- ♦ **Public Outreach:** participated in several partner events with the Safe Kids and SPAAMFA organizations to provide bicycle helmets to children in need and promote safe behaviors, including water safety.
- ♦ Successfully launched social media for public outreach and recruitment efforts with Facebook and Twitter.
- ♦ Volunteers have expanded role to assist in monthly mobile food bank distributions from Clark Fire District #2 station.
- ♦ Several Joint Training Events with Clark County Fire and Rescue providing great training and networking some of our mutual-aid neighbors.
- ♦ MDA Boot Drive raised over \$3,000.00 for MDA.

- The study to evaluate the feasibility of a Regional Fire Authority was completed. This study has opened up lines of communication and cooperative efforts between us and the neighboring Clark County Fire and Rescue District, providing mutual aid response, planning, and training benefits to both of our organizations. Feasibility of combining our efforts are outlined in the report and we are continuing to pursue possible consolidation efforts to enhance service to Woodland.



Emergency Incident Response

Goal: Maintain an average 6 minute response time within the City Limits.

2011 RESPONSE TIME: Station 9-1: **5:06**; Station 9-2: **6:12**; Station 9-3: **8:20**

2011 Average Response Time: 5:59 for the City

Clark 2 Average Response Time: **8:20** Mutual aid: **9:00**

Incident Response in Station areas

Station 91:	119 (53%)
Station 92:	65 (29%)
Station 93:	24 (11%)
Mutual Aid:	15 (7%)
Total	223 100%

Fire Dollar Loss and Value

Fire Loss:	\$ 168,590.00
Total Value Protected:	\$ 250,383.00



July-Sept Incident Summary

Fires:	13	6%
Rupture/Explosions:	0	0%
EMS/Rescue:	155	70%
Hazardous Conditions:	3	1%
Service Calls:	14	6%
Good Intent:	28	13%
False Calls:	10	4%
Other:	0	0%
Severe Weather	0	0.0%
Total Incidents:	223	100%

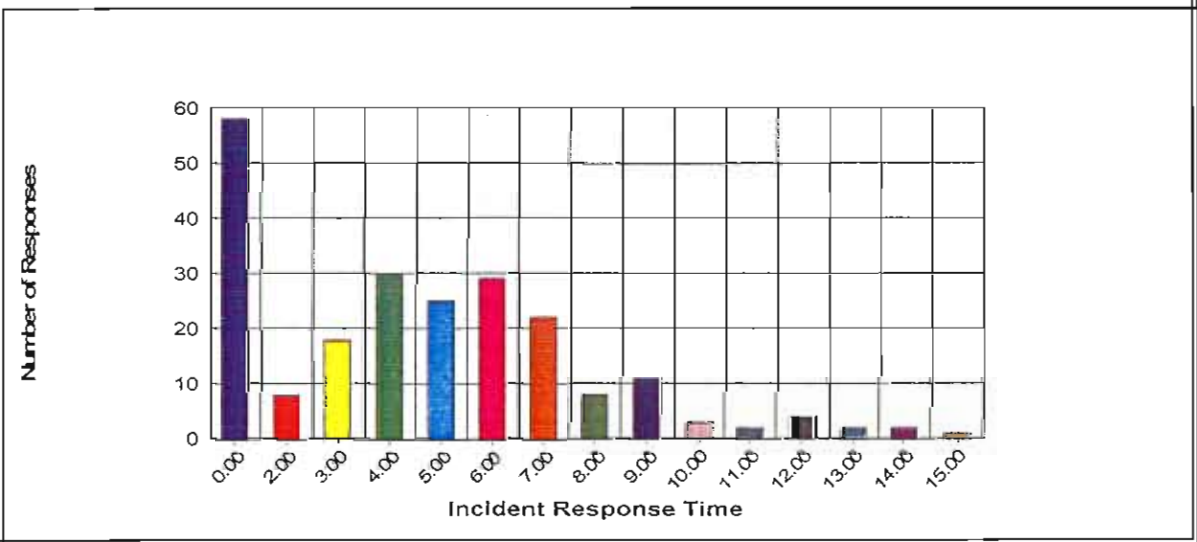
Mutual Aid Activity

Given:	19
Clark County Fire & Rescue:	1
Clark County Fire Dist. 10	1
Cowlitz County Fire District 1:	9
Cowlitz County Fire District 5:	3
Longview Fire Department:	5
Received:	10
Clark County Fire & Rescue:	7
Cowlitz County Fire District 1:	2
Cowlitz County Fire District 5:	1
Total:	29

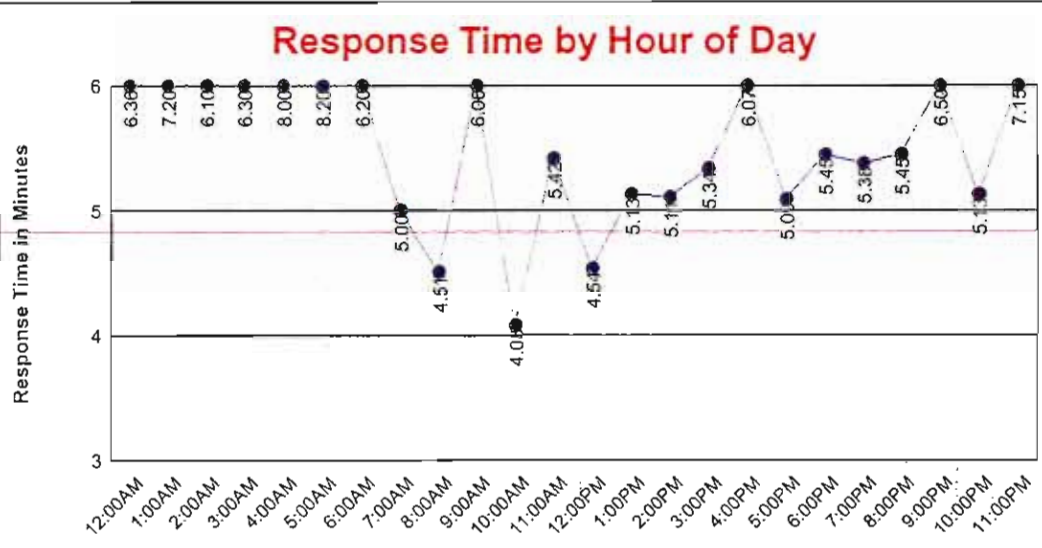
Legend for Incident Types:

Fire:	All types of fires
Rupture/Explosion:	Over-pressurization of containers and/or explosions
EMS/Rescue:	Any type of EMS and Rescue response
Hazardous Condition:	Haz-mat leaks, radiological incidents, electrical problems
Service Call:	Smoke or odor problems, non-hazardous leaks, assist PD, move-up assignments
Good Intent:	Cancelled en-route, alarm system problems, legal burns
False Call:	Intentionally false alarm, no problem found on arrival
Other:	Not able to classify
Severe Weather:	Tornado, wind storm etc.

Incidents by Time of Day



Incident Response Times



Number of Incidents Day of the Week

Sunday	22
Monday	34
Tuesday	33
Wednesday	25
Thursday	37
Friday	40
Saturday	<u>32</u>

223

40
36
32
28
24
20

TY
VA

FD
EM
HA
SE
0.0
GC
FA

TO
\$25

Apparatus Activity

Responses By Assignment:

Engine 91	Station 1 Engine	174	78%
Chief 91	Duty Chief		
901	Fire Chief	62	28%
	(Fire Chief also Served as Duty Chief / Chief 91 aprox. 1/3 of time)		
Aid 93	Station 3 ambulance	6	2.69%
Brush 93	Station 3 Brush engine	37	16.5%
Engine 92	Station 2 Engine	8	4%
Aid 92	Station 2 ambulance	28	14%
Truck 91	Ladder Truck	14	6%
Boat 92	Water Rescue Boat	1	< 1%
Brush 91/2	Station 1 Brush engine	37	16.5%
Te-93	Station 3 tender	1	<1%
Utility 91		1	<1%
Utility 93	2006 Chevy P/U	3	1.35%




Member Training Hours Completed

First Quarter :	762	July:	200.50 hours
Second Quarter:	491.50	August:	189.50 hours
Third Quarter:	525.00	September:	135 hours
Fourth Quarter:			
Year to Date:	1778.50		

Apparatus Operating Expense Summary

<u>ID</u>	<u>Year</u>	<u>Description</u>	<u>Assignment</u>	<u>Miles</u>	<u>Mileage</u>	<u>Operating Cost</u>	<u>\$ mile</u>
00	1928	Peter Pirsch Pumper	Retired	N/A	N/A	\$ 0.00	N/A
01	1971	Mack Pumper	Engine 99	0	47,819	\$ 0.00	\$0.00
07	1995	Central States Ladder	Truck 91	648	20,362	\$ 739.95	\$2.20
09	1995	Ford Ambulance	Aid 92	455	16,498	\$ 640.46	\$1.41
12	2000	Pierce Pumper	Engine 92	3,152	35,561	\$ 1,069.40	\$0.03
13	2002	Chevy Tahoe	901	4,764	118,518	\$ 1,572.81	\$.51
14	2004	Hypres Air Trlr	C 91	0	0	\$ 998.69	N/A
15	1995	Ford Sedan	U 94	0	120,557	\$ 0.00	\$0.00
16	1998	Willie Boat	B 92	N/A	N/A	\$ 53.45	N/A
17	2006	ALF Pumper	E 91	11,269	42,377	\$ 8,062.26	\$.89
18	2006	Ford Tow Vehicle	U 95	1,527	19,403	\$ 640.88	\$0.69
19	2006	Chevy Command	U 93	3,490	38,688	\$ 1,823.17	\$0.85
31	2002	Flag Trailer	Training	N/A	N/A	\$ 0.00	\$0.00
32	2007	MCI Trailer	MCI 92	N/A	N/A	\$ 0.00	\$0.00
33	1995	Chevy Sedan	U 92	0	0	\$ 0.00	\$0.00
34	2007	Car Trailer	U 99	N/A	N/A	\$ 0.00	\$0.00
35	2006	Ford Ambulance	A 91	1,746	32,432	\$ 1,463.52	\$1.30
Operating Expenses City Vehicles:						\$ 17,064.59	
Clark County Fire District # 2							
22	1995	Ford Brush Engine	Brush 93	2,227	47,346	\$ 3,204.01	\$ 6.36
24	2000	Pierce Pumper	Engine 93	427	22,779	\$ 2,899.45	\$ 27.61
25	2006	ALF Tender	Tender 93	389	7,798	\$ 1,573.76	\$24.98
Operating expenses FD Vehicles:						\$ 7,677.22	





CITY OF WOODLAND

FIRE ♦ RESCUE ♦ EMS

Recruitment Division

VOLUNTEER PROGRAM UPDATE 11-1-11

Overview: September 2010 to present

The Woodland Fire Department has successfully recruited nine new volunteer members since September of 2010 to present. Of the nine new volunteer members three have achieved their National Registry EMT, five completed a 140 hour volunteer recruit academy, four are currently in Clark County Fire and Rescue recruit academy, one of the nine members resigned due to time commitments, and one is on a leave of absence due to needing to take on a second job due to hours being cut. In the last year we have also had volunteers leave the department for various reasons: two members were terminated, two members resigned due to time commitments, one to Paramedic school, one moved out of state, and one for no participation.

Woodland Fire Department has seven volunteer applications on file currently waiting for our next test date that will be scheduled by the end of November. The testing process consists of a fifty question written exam, physical ability test, and oral interview. The oral interview panel usually is made-up of one volunteer fire officer, one volunteer firefighter, and one full-time staff. Once a candidate has been accepted into the Woodland Fire Department we schedule a time for the candidate to come to the station and take care of all necessary paperwork for the department and schedule a physical with Columbia River Occupational Health. We also call references listed on each candidate application as a part of our process, and complete our criminal background check for all fifty states through a contract service.

Retention

The Woodland Fire Department is a young energetic organization. Most of our volunteer members are in college and work a part or full-time job. Many of our volunteer firefighters are seeking a full-time career in the fire service. Training is a key to a successful volunteer program and we have made changes to our volunteer drill night in the last year. Drill night was only held on Wednesday evening each week and some of our volunteers were not able to make drill night do to work or school so we changed the training schedule to better assist the volunteers. Training is now offered three times each week, Wednesday evening, Thursday evening, and Saturday morning.

Another benefit to our volunteer members is the grant-funded recruitment/retention position. The position allows new volunteers starting with the department to have a single point of contact and a person to assist them with guidance and direction. It is important for new volunteers to stay engaged and not sit idle. In the past and we have lost quality volunteers simply because they had no clear path or direction and lost interest. For new volunteers today, one of the top priorities is to get them in a recruit academy and involved with training as soon as possible to keep them engaged and provide basic skills they will need to do the job safely. Another positive retention tool we have implemented is swearing in and presentation of their badge by the Fire Chief in front of the Mayor and City Council. All new members take the same oath of office to reinforce that there is no separation between full-time staff and volunteer members.

Recruitment

Recruitment is ongoing throughout the year and we have some of our best success with word of mouth from our current members. We also recruit at Lower Columbia Community College in Longview and Portland Community using flyers promoting Woodland Fire Department's volunteer and intern program. Additionally, we host and support local high school students in a structured cadet program through the Public Schools. A key piece of our recruitment plan for the next year is to continue building our relationship with Clark County Fire and Rescue, that will allow us to consolidate many of our volunteer program efforts and do joint recruitment one process though out a larger area. This will provide for more frequent testing along with other program efficiencies and improvements by combining and coordinating our efforts.

Current challenges to our Volunteer Program

- Increase in our call volume to over 1,000 calls a year. When some of senior members were getting started as volunteers in 1996, the Woodland fire department call volume was around three hundred calls per year.
- Tough economic times create situations where volunteers are working further away from home or taking on a side job for additional income.
- The majority of our volunteers are young adults seeking a fulltime career in the fire service meaning they won't be with the department for a long period of time. We anticipate that to take advantage of these willing volunteers, we will continue to have significant turnover.
- Increased training demands. (recruit academy is 130 to 140 hours) (EMT course is 160 to 180 hours) The goal is that a new recruit will complete these two courses in the first year as a member. Until these trainings are complete, there ability to serve as a responder is very limited. This training is essential for us to do the job safely and effectively. But this big commitment is not achievable for many potential members.
- Potential budget cuts continue to threaten our programs and hamper our ability fund additional incentives for volunteer members.

- Limited resources, as a small Department, create issues for providing prompt and flexible attention to the unique and significant training needs of our diverse volunteer members.
- Lots of new members and continued turn-over complicate our mission. The time it takes to train responders to a level of safety and proficiency is significant. Additional training for driving and operation of equipment takes a significant amount of time.

Upcoming Enhancements to Our Volunteer Program

- Training more with Clark County Fire and Rescue
- Consolidation of volunteer programs with joint recruitment
- Four more Woodland Fire recruits will graduate from recruit academy
- Possible Contract with Clark County Fire and Rescue. This could provide our volunteers more opportunities to work at different stations with different staff and opportunities. Clark County volunteers could also work and help staff our Woodland station. With more resources we could put on our own recruit academy and our own EMT classes that cater to the specific needs of our current and future volunteer members.





Code Enforcement 2011 3rd Quarter Report

Complaints

Total 2011, 3rd Quarter Complaints:

Received:	64
Resolved:	61
Pending:	3
Other:	0

Total 2011, 3rd Quarter Complaints Resolved: 70

Total amount of pending complaints: 9

Civil Infractions

Pending: 1
(City Prosecuting Attorney has filed a civil infraction case)
Resolved: 0

Projects Accomplished:

17 Follow up certified Weed Abatement letters sent during the 2011 growing season

Code Enforcement Year to Date 2011

Certified letters sent 2011 to date:	49
(17 Weed abatement, 31 Other Violations)	
Average certified letter mailing cost:	\$5.40
Total mailing cost for certified mailing:	\$264.60
Letterhead, envelopes, photocopy:	\$22.34

Total regular USPO letter mailings:	269
163 Letters requesting renewal of City Business Licenses, 86 Weed Abatement Letters, 20 Miscellaneous Letters)	
Mailing cost per letter:	\$.44
Total regular USPO letter mailing cost:	\$118.36
Letterhead, envelopes, photocopy:	\$96.84

CE-2011	Detail of Complaint	Received	Violators Name	Violation Address/Location	Status	Resolved
11-001	Signs Posted In Right of Ways	12/27/2010	Various	12th, Kenwick, Dept. Resolutions, Green Cove	Signs Removed	1/3/2011
11-002	Unlicensed Business	1/5/2011	Columbia Valley Properties	1819 Schurman Wy 108	Cert Letter sent, complied 1/28/11	1/28/2011
11-003	Accumulation of Garbage	1/3/2011	Woodland Meadows Apts	120 Hillshire Drive	Spoke w/Apt Manager 1/6/11	1/6/2011
11-004	Unlawful Interference w/Water Meter	1/29/2010	Plumb Pal	Life Port 1660 Heritage	Letter sent 01/03/2011	1/3/2011
11-005	Code Violations	1/12/2011	Home Equity Asset Trust	707 3rd Street	No pending violations	1/14/2011
11-006	Unlicensed Business	1/5/2011	Custom Machine	1670 Schurman Wy	Cert Letter sent 1/11/11/Business closed	1/31/2011
11-007	Unlicensed Business	1/5/2011	Olivas Valdez	1819 Schurman Wy #101	Provided owner w/app 1/10/11/complid	1/11/2011
11-008	Unlicensed Business	1/5/2011	Applied Plant Science	1625 Heritage #104	Provided owner w/app 1/10/11/complid	1/11/2011
11-009	Accumulation of Junk	1/11/2011	KRL LLC/Springhill Constuction	1602 Guild Road	Cert Letter sent 1/18/11	1/11/2011
11-010	Junk Vehicle	1/11/2011	Tom Maddison	115 McKenzie Road	Caller provided w/code info 1/11/11	1/11/2011
11-011	Illegal Parking/Cargo trailers	1/13/2011	Monty Lowellen	106 Brothers Road	Spoke w/property owner 1/14/2011	1/19/2011
11-012	Obstructed sidewalk	1/6/2011	Jeffrey Davis	605 Embassy Loop	Cert letter sent 1/20/11 Complied	1/27/2011
11-013	Obstructed sidewalk	1/6/2011	Brad Cooney	615 Embassy Loop	Cert letter sent 1/20/11 Complied	1/27/2011
11-014	Violation IPMC 302.7 Accessory Structure	1/20/2011	Victor Holmes	296 Insel Road	Spoke w/Regina Holmes	1/28/2011
11-015	Unlicensed Business/illegal sign posting	1/19/2011	Evelyn Van Dyke	181 Merry Loop	Provid owner w/app 1/26/11/rec 2-22-11	2/22/2011
11-016	Signs Posted In Right of Way	1/26/2011	Lewis River Little League	Contact Jerry Andrews 360-673-0271	msg 1/26/11 Jerry Andrews 360-673-0271	1/28/2011
11-017	Trailer parked on Street	1/28/2011	Todd, Michelle Gandy	302 Pine Street	Spoke w/Todd 02/04/11 Complied	2/7/2011
11-018	Trailer parked on Street	1/28/2011	Jacob, Amy Metteer	223 Raspberry Lane	Cert letter sent 02/07/11 Complied	2/7/2011
11-019	Trailer parked on Street	2/2/2011	Onell West	Dead end of Star Flower	Cert letter sent 2/7/11 complied	2/11/2011
11-020	Violation IPMC 302.7 Accessory Structure	2/3/2011	Marcus, Roberta Schraeder	212 Springwood Drive	Cert letter sent 2/7/11 complied	2/15/2011
11-021	Trailer parked on Street	2/4/2011	Seth, Kristi Neslon	645 Bozarth Ave	277 forward to clean area 2/19 estimate rec 2/20/11	7/5/2011
11-022	Accumulation of Junk, Junk vehicles	2/7/2011	Eric Hann	7111 Green Mountain Road	Spoke w/Kristi 2/8/11	2/14/2011
11-023	Tree debris dumped into storm ditch	2/8/2011	AB, Karol Jacobson	248 Raspberry Lane	Cert letter 02/11/11 agreement 2/15/11	8/11/2011
11-024	Illegal Sign	2/10/2011	Coldwell Banker	1695 Lewis River Road	Spoke w/Karol 2/8/11	2/11/2011
11-025	Occupied Trailer	10-Feb	unknown	Lakeshore and Pinkerton	meeting w/Brans, Johnson 2/25/2011	2/25/2011
11-026	Basketball Hoops Obstructing	2/16/2011	various / see case report		Referred to Cowlick County	2/14/2011
11-027	Accumulation of Garbage	2/23/2011	various/see casa report		Hoops pick up by Public Works	2/16/2011
11-028	Illegal Sign	2/23/2011	various/see casa report	River bank Goerly/Cherry Blossom	Cleaned by Public Works	2/24/2011
11-029	Nuisance Health and Safety	3/2/2011	Consolidated Homes	1015 Pacific Ave	Signs Removed	2/28/2011
11-030	Incomplete Business License	3/3/2011	Georgia BBQ	421 Beechwood Street	Homes sealed/spoke w/Shannon Hurn	3/7/2011
11-031	Inactive Business License	3/3/2011	Holdahl Family Chiropractic	1900 Belmont Loop	spoke w/Richard 3/7/11 plans to be submit	3/7/2011
11-032	Incomplete Business License	3/3/2011	Andi's Cupcakes	1227 N Goerly Street	Letter sent 03/29/2011/Complid	4/7/2011
11-033	Inactive Business License	3/7/2011	Gateway Produce	1654 Lewis River Rd	spoke w/owner working w/Health Dept	3/7/2011
11-034	Trailer Parking Violation	3/15/2011	Joseph, Keri Strickland	1382 N Goerly Street	Provided application 3/7/11/complid	3/21/2011
11-035	Unfenced Swimming Pool over 2 feet	3/15/2011	Kristina Schone	493 Beechwood Street	Owner to move vehicle when weather permits	3/22/2011
11-036	Accumulation of Garbage	3/17/2011	Gene Manning (owner)	421 Beechwood Street	Pool emptied	3/21/2011
11-037	Illegally Posted Signs	3/17/2011	Kelly Frisbie	634 Davidson Ave	spoke w/renter and owner's daughter	3/30/2011
11-038	Illegally Posted Signs	3/19/2011	Kristie Rayl	Various	Signs Removed 03/19/2011	3/19/2011
11-039	Vehicle Repair on Street	3/21/2011	Unknown	Various	Owner notified/signs removed	3/19/2011
11-040	Unlawful Interference w/Water Meter	3/23/2011	Steve Manning	125 S Pekin Rd (San Juan Apts)	spoke w/ Apt mgr 3/23/2011 No violation	3/23/2011
11-041	Unlicensed Business	3/24/2011	Woodland Wheel Chair Serv	528 Park Street	Letter sent 03/23/2011	3/23/2011
11-042	Unlicensed Business	3/24/2011	R.E.S. Industries	225 Robinson Road	Letter sent 3/24/2011	3/24/2011
11-043	Unlicensed Business	3/24/2011	Matt, Tracee Andersen	309 Thistle Court	Letter sent 3/24/2011	3/24/2011
11-044	Flags Obstructing view	3/25/2011	Solar Nails and Ace Hardware	1200 Block of Lewis River Rd	Ace compiled 3/26 Solar compiled 4/4	4/4/2011
11-045	Four Square Painted on Street	3/28/2011	David Collins	2070 Statesman Drive	Referred to Police Dept	3/29/2011
11-046	Road Access Blocked	3/29/2011	Private Property	North end of Insel Road	Private Property no violation	3/30/2011
11-047	Accumulation of Junk	3/31/2011	Woodland Comm Serv Center	736 Davidson Ave	spoke w/employee 3/31/2011	4/13/2011
11-048	Accumulation of Garbage	4/4/2011	Woodland Meadows Apts	120 Hillshire Drive	spoke w/Chris Cooper 4/4/11	4/5/2011

CE-2011	Detail of Complaint	Received	Violators Name	Violation Address/Location	Status	Resolved
11-049	Accumulation of Junk	4/5/2011	Consolidated Homes	421 Beechwood Street	Cert letter sent 4/5/11	4/21/2011
11-050	Illegal Sign	3/29/2011	Double J Trainers	1260 Atlantic Ave	No Current Violations	4/14/2011
11-051	Unwanted Sign on property	4/12/2011	James Harper	1100 Lewis River Road	Sign Removed	4/13/2011
11-052	Unlicensed Business	4/15/2011	Frank Mills ETUX	1400 Down River Drive	Cert letter sent 4/15/11	4/18/2011
11-053	Unlicensed Business	4/15/2011	James, Darlene Johnson	776 Washington Street	Cert letter sent 4/15/11	4/22/2011
11-054	Obstructed Water Meter	4/21/2011	Lutes Terrazas	808 CC Street	Completed	4/22/2011
11-055	Illegal Sign	4/21/2011	Andi's Cupcakes	1654 Lewis River Road	Spoke w/owner provided sign WMC 5/2	5/11/2011
11-056	Occupied Motorhome	4/26/2011	Scott Johnson	2115 Salmon	Not a Violation	5/6/2011
11-057	Occupied Motorhome	4/26/2011	Bill Honey	2165 Rhododendron	Cert Letter sent 5/4/11/Complied	6/1/2011
11-058	Occupied Motorhome	5/2/2011	Bill Honey	2165 Rhododendron	Cert Letter sent 5/4/11/Complied	6/1/2011
11-059	Unlicensed Business	5/2/2011	Custom Coating (Sledwax)	1950 Belmont Loop	Not a Violation	5/4/2011
11-060	Accessory Use	5/2/2011	Brook	412 Island Aire Drive	Clear of garage sale items	5/12/2011
11-061	Overgrown Vegetation/Setback Viola	4/29/2011	Sok Yeon	216 Marty Loop	Complied	6/7/2011
11-062	Accumulation of Garbage	5/9/2011	Woodland Meadows Apts	120/130 Hillshire	checking on larger unit/garbage cleared	5/9/2011
11-063	Junk Vehicle/Oil Nuisance	5/12/2011	T. Chatfield/T. Christensen	205 Gun Club Road	Spoke w/Terry about oil 5/19/2011	5/24/2011
11-064	Vegetation/Accessory Violation	5/18/2011	Farrar, Chris Jennifer	2025 Lewis River Rd	Complied	6/7/2011
11-065	Unlicensed Business	5/19/2011	ARC Solutions(Christopher)	252 Pine Street	Cert Letter sent 6/6/11	6/7/2011
11-066	Overgrown Vegetation	5/19/2011	Safeway Complex	1725 Pacific Ave	Violation corrected	5/24/2011
11-067	Unlicensed Business	5/19/2011	Hilline Homes	1888 Belmont Loop	Licensed under name change	5/23/2011
11-068	Unlicensed Business	5/19/2011	Mu Horizon Investments LLC	2009 Lewis River Rd #6	Requested account be closed	6/6/2011
11-069	Unlicensed Business	5/19/2011	Ann Resnick	142 Davidson Ave	Not employed at 142 Davidson 5/23/11	5/23/2011
11-070	Unlicensed Business	5/19/2011	MRC Corporation	1725 Pacific Ave	6/15/11 will sent w/in 2 weeks	7/1/2011
11-071	Unlicensed Business	5/19/2011	Treacy, Paul Jamie	1925 Belmont Loop	Requested account be closed	5/25/2011
11-072	Unlicensed Business	5/19/2011	Woodland Auto Wrecking	9555 Old Pacific Hwy	No Violation new biz at location	5/25/2011
11-073	Unlicensed Business	5/19/2011	Targus Fly and Feather Inc	1760 Down River Drive	Cert Letter sent 6-6-11/Complied	6/20/2011
11-074	Unlicensed Business	5/19/2011	Jason Sloan Rentals	302 E Scott	Cert Letter sent 6-6-11	6/20/2011
11-075	Unlicensed Business	5/19/2011	New Communications Online	3100 Cumberland Blvd Atlanta, GA	Inactive per Janet	6/15/2011
11-076	Unlicensed Business	5/19/2011	Studs Plumbing Water Treat	189 Dee Creek Road	Account closed	6/13/2011
11-077	Unlicensed Business	5/19/2011	West Coast Auto Body	441 B Columbia Street	Cert Lettr sent 6/6/11 Owner complied	6/14/2011
11-078	Unlicensed Business	5/19/2011	Verizon Wireless	PO Box 867 Monsey, NY	Close investigation per Janet	6/15/2011
11-079	Unlicensed Business	5/19/2011	Turning Point Homes	1351 Pacific Ave	Account closed	6/13/2011
11-080	Unlicensed Business	5/19/2011	Mega Bites Fishing Guide Ser	1945 Whitetail Lane	Requested account be closed	5/19/2011
11-081	Unlicensed Business	5/19/2011	Melodi Yost	14566 Thayer Road Oregon City, Or	Requested account be closed	5/19/2011
11-082	Unlicensed Business	5/19/2011	Sara Hutchinson		Requested account be closed	5/20/2011
11-083	Overgrown Vegetation (River Mist #22)	5/18/2011	Burke Pasadena Apartments	309 Orchard Ave Corona Del Mar, CA	Letter sent 5/18/11/Complied	6/21/2011
11-084	Overgrown Vegetation (River Mist #21)	5/18/2011	McKernan, Francis Gretchen	323 Hillshire Drive	Letter sent 5/18/11/Complied	6/13/2011
11-085	Overgrown Vegetation (River Mist 23,24)	5/18/2011	Haddock, Rick Cynthia	3103 NW 151st St Vancouver, WA	Letter sent 5/18/11/Complied	6/13/2011
11-086	Garbage Cans Obstructing Roadway	5/20/2011	Rachel Johnson	2090 Spruce Ave	Spoke w/Johnson/Complied	5/31/2011
11-087	Exhaust Brake Violation	5/17/2011	Gene Tangen	Shurman's Corner	Referred to Police Dept	5/20/2011
11-088	Occupied Motorhome	5/26/2011	Bill Honey	2165 Rhododendron Drive	Spoke w/owner 5/27/11/Complied	6/1/2011
11-089	Illegal Sign	5/23/2011	Various	Various	Signs removed	5/27/2011
11-090	New Shed being Built	5/27/2011	Donna Rebsch	967 Park Street	Spoke w/owner No Violation	6/1/2011
11-091	Incorrect Tax Rate Collected	5/27/2011	Subway	1410 Dilke Access Road	Spoke w/asst mngr rate was corrected	5/31/2011
11-092	Overgrown Vegetation	6/1/2011	Federal National Mortgage	669 CC Street	contact made 6/15/11/mowed	6/23/2011
11-093	Overgrown Vegetation	6/1/2011	Jerry Barber	2010 Rhododendron	letter sent 6/13/11 Complied	7/26/2011
11-094	Nuisance	6/2/2011	John Thompson	161 Larch	No Action Taken per Complainant	6/24/2011
11-095	Overgrown Vegetation	6/2/2011	Kathy Dunn	254 Gun Club Road	Spoke w/ Kathy Dunn/mowed 6/6/11	6/6/2011
11-096	Junk Vehicle	6/3/2011	Brandon Forgye	349 Gun Club Road	Spoke w/owner No Violation	6/14/2011

CE-2011	Detail of Complaint	Received	Violators Name	Violation Address/Location	Status	Resolved
11-097	Nuisance Rooster	5/6/2011	Buddy LNU	424 Washington Street	Spoke w/ owner will comply	6/13/2011
11-098	Overgrown Vegetation	6/7/2011	Ray Stevens	1990 Blacktail Lane	spoke w/owner 6/9/11/mowed	6/16/2011
11-099	Basketball Hoops Obstructing	6/8/2011		545, 630 Embassy Loop	Letter provided to property owner 6/9/11	6/9/2011
11-100	Overgrown Vegetation	5/17/2011	Charles, Colleen Beauregard	222 Misty Drive	msg 6/14,15/11 @ 225-8933/mowed	6/21/2011
11-101	Overgrown Vegetation	6/14/2011	Wheatley	120 Cherry Blossom Lane	Spoke w/BAC Field Services Resolutions 6/14/11	8/31/2011
11-102	House in C2 District being lived in	6/16/2011	Bill Stoner	1365 N Goerlig	No Violation Occurring	6/29/2011
11-103	Unlicensed Business	6/8/2011	Coast to Coast Hulk Hauling	1719 Guild Road	Spoke w/owner 6/20/11 close account	6/20/2011
11-104	Unlicensed Business	6/8/2011	Davis' Music	660 F Goerlig Street	No longer operating/close account	6/20/2011
11-105	Unlicensed Business	6/8/2011	Butch's Plumbing	142 Vista Drive	will come in the week of 6/25/11	6/20/2011
11-106	Accumulation of Junk	6/20/2011	Oreo Corp	320 Scott Hill Road	Cert letter sent 6/21/11	7/19/2011
11-107	Illegal Signs Posted	6/13/2011	Various	Various	Signs Removed week of 06/13/2011	6/17/2011
11-108	Noise	6/16/2011	Northwest Pet/Col River Carb	350 N Pekin Road/300 N Pekin Rd	Spoke w/Plant Mngrs 6/20/11 - 7/1/11	6/27/2011
11-109	Occupied Motorhome	6/21/2011	Shawn, Heidi Thur	1855 Heartwood Street	Spoke w/Thur 6/27/11 no violation	6/27/2011
11-110	Overgrown Vegetation	6/22/2011	Matthew Menn	1729 Foxtail Circle	Spoke w/Menn 06/23/11/mowed	6/24/2011
11-111	Overgrown Vegetation	6/22/2011	Donald Shepard	555 Lake Ave	Spoke w/Shepard 6/23/11	6/23/2011
11-112	Drainage Pool in Storm Drain	5/10/2011	James Yount	713 3rd Street	Not Considered Unlawful Substance	7/1/2011
11-113	Overgrown Vegetation	6/22/2011	Mark Schank	516 CC Street	Letter on Door 6/24/11 Complied	6/28/2011
11-114	Overgrown Vegetation	6/22/2011	Woodland Presbyterian	706 Park Street	Letter on Door 6/24/11 Complies	7/18/2011
11-115	Overgrown Vegetation	6/22/2011	Kenneth Knight	575 CC Street	Letter on Door 6/24/11 Complied	6/30/2011
11-116	Overgrown Vegetation	6/22/2011	Mark Hair	610 Marty Loop	Letter on Door 6/24/11 Complied	7/11/2011
11-117	Overgrown Vegetation	6/22/2011	Gina Sanders	719 Washington Street	Spoke w/Gina 6/27/11	6/27/2011
11-118	Overgrown Vegetation	6/22/2011	Melodi Yost	233 Marty Loop	Spoke w/owner 6/27/11	6/27/2011
11-119	Over grown Vegetation/Garbage	6/14/2011	Jacqueline Socorro-Ross	175 Marty Loop	Spoke w/owner 6/14/11	6/14/2011
11-120	Accumulation of Garbage	6/27/2011	Woodland Meadows Apts	120 Hillshire Drive	Referred to Cowitt County Health Dept	6/27/2011
11-121	Excavation Issue	6/27/2011	Various	438 Twin Flower	Will do final grading in 1 to 2 weeks	6/28/2011
11-122	Illegal Signs Posted	6/27/2011	Various	Various	Signs Removed during week of 6/27/11	7/1/2011
11-123	Illegal Fireworks Sign	6/27/2011	Unknown	Lewis River Road	Signs Removed	7/1/2011
11-124	Overgrown Vegetation	6/22/2011	James Doty	938 Dale Street	Spoke w/owner 06-24-11 Complied	7/5/2011
11-125	Overgrown Vegetation	6/22/2011	Scott Carlson	934 Dale Street	Left letter on door 6/24/11 Complied	7/5/2011
11-126	Illegal Sign Posted	7/6/2011	Various	Various	Signs Removed	7/8/2011
11-127	Illegal Sign	7/6/2011	Assembly of God Church	N Goerlig and Lewis River	Spoke w/Church Rep	7/8/2011
11-128	Illegal Sign	7/5/2011	Becky Potter-Coldwell Banker	1768 N Goerlig	Spoke w/Potter 7/7 Complied	7/15/2011
11-129	Sign Obstruction	7/5/2011	Kevin, Nancy Trevena	1907 Lewis River Road	Dennis Ripp and I attempt contact 8/31/11	9/12/2011
11-130	Overgrown Vegetation	6/22/2011	Carlson and Thacker	181 Raspberry Lane	Contact 7/14/11 Complied	7/15/2011
11-131	Illegal Signs Posted	7/11/2011	Various	Various	Signs Removed	7/15/2011
11-132	Unfenced Swimming Pool over 2 feet	6/22/2011	Carl, Katherine Murdock	755 Washington	Spoke w/Katherine 7/15/11 Complied	8/22/2011
11-133	Illegal Parking/Cargo trailers	7/12/2011	Tamara McCauley	713 3rd Street	Spoke w/Tammy 07/26/11	9/7/2011
11-134	Overgrown Vegetation	7/11/2011	BAC Field Services	620 Borarth Ave	Sent email 7/11/11 Complied	8/22/2011
11-135	Illegal Dumping	7/18/2011	Randolph Davis	834 CC Street	Spoke w/Mrs. Davis 07/26/11	7/26/2011
11-136	Overgrown Vegetation	7/18/2011	Jane Richard Simpson	989 Park Street	Left letter on door 7/18/11 Complied	7/22/2011
11-137	Discharge of Flammable Material	7/20/2011	The Mole Man	Glenwood Street	Not a Violation	7/20/2011
11-138	Overgrown Vegetation	7/23/2011	Kelly McKenzie	274 Insal Road	Spoke w/Kelly 7/22/11	7/22/2011
11-139	Illegal Signs Posted	7/22/2011	Various	Various	Signs removed week of 07/18/11	7/22/2011
11-140	Illegal Parking	7/26/2011	Kevin Stumper	333 Loves Ave	Spokw/Kevin No Violation	8/12/2011
11-141	Illegal Signs Posted	7/25/2011	Various	Various	Signs removed week of 07/25/11	7/29/2011
11-142	Unattended Refrigerator	8/1/2011	Trevor Beauty	9530 Old Pacific Hwy	Spoke w/Beauty 08-02-11 Complied	8/22/2011
11-143	Basketball Hoops Obstructing	7/29/2011	Biddik, Bisconner	630 and 545 Embassy Loop	Contact owners complied	8/3/2011
11-144	Illegal Dumping	8/3/2011	Tim Wilson	248 Raspberry Lane	Spoke w/Tim 08/04/11	8/4/2011

CE-2011	Detail of Complaint	Received	Violators Name	Violation Address/Location	Status	Resolved
11-145	Unfenced Swimming Pool over 2 feet	8/4/2011	Katie Lee	438 CC Street	Spoke w/Katie 08/05/11 Complied	8/22/2011
11-146	Illegal Sign Posted	8/4/2011	Brent Unk	Hoffman Plaza	Spoke w/owner 08/05/11 Complied	8/5/2011
11-147	Illegal Signs Posted	8/1/2011	Various	Various	Sign Removed week of 08/01/11	8/5/2011
11-148	Dead Brush/Fire Hazard	8/9/2011	Woodland Primary School	800 3rd Street	Contact 8/11/11 Complied	8/12/2011
11-149	Intersection Obstructed by Bushes	8/10/2011	Washington DOT	Down River/Scott Ave	Spoke w/Craig Lynch 8/11/11 Complied	8/12/2011
11-150	Overgrown Vegetation/Garbage	8/10/2011	Marvin, Debra Shaw	1945 Blacktail Lane	Spoke w/Marvin 8/11/11 Complied	8/12/2011
11-151	Illegal Signs Posted	8/6/2011	Various	Various	Signs Removed week of 8/8/11	8/12/2011
11-152	Occupied Motorhome	8/16/2011	Terry Chatfield	205 Gun Club Road	No Violation	8/29/2011
11-153	Occupied Motorhome	8/16/2011	Marcella Dupettot	134 Davidson Ave	Not a Violation	8/16/2011
11-154	Nuisance Rooster	8/16/2011	Christopher Denny	1763 Loganberry Street	Spoke w/Denny 8/22/11 Complied	8/22/2011
11-155	Overgrown Vegetation	8/22/2011	Sammy Pacific LLC	311 Dunham Ave	letter sent 8/24/11 will out or spray in fall	9/7/2011
11-156	Overgrown Vegetation	8/10/2011	Triangle Holding	Lewis River Road	Complied	8/24/2011
11-157	Overgrown Vegetation	8/14/2011	BAC Resolution Center	166 Marble	Cert Letter sent 08/09/2011	9/6/2011
11-158	Illegal Signs Posted	8/22/2011	Various	Various	sign removed week of 08/22/11	8/26/2011
11-159	Illegal Parking	8/29/2011	Charles, Kira Shamer	310 Hollyberry Street	No Violation	9/28/2011
11-160	Illegal Parking	8/29/2011	Derek Collins	2070 Statesman Drive	Not a Violation	8/29/2011
11-161	Overgrown Vegetation	8/30/2011	Katie Pederson	1895 Blacktail Lane	Not a Violation Civil Issue	8/21/2011
11-162	Expired Business License	8/29/2011	DJ's Discount	1227 N Goering Street	Business Closed	8/30/2011
11-163	Expired Business License	8/29/2011	Rainbows End-Fishermans Dep	1230-A Lewis River Road	talked w/Emily 8/30 Complied	9/7/2011
11-164	Illegal Signs Posted	8/29/2011	Various	Various	Sign Removed week of 8/29/11	9/1/2011
11-165	Illegal Parking of Motor Home	9/6/2011	Webster	2103 Salmon Street	No Violation	9/7/2011
11-166	Illegal Signs Posted	9/7/2011	Darwin Rounds	Various	Cert letter sent 09/07/11	9/12/2011
11-167	Illegal Signs Posted	9/7/2011	Brian Ellis	Various	Cert letter sent 09/07/11	9/12/2011
11-168	Illegal Signs Posted	9/7/2011	Janna Loveloy	Various	Cert Letter sent 9/7/11	9/12/2011
11-169	Illegal Signs Posted	9/7/2011	Genie Stacey	Various	Cert letter sent 09/07/11	9/12/2011
11-170	Illegal Signs Posted	9/6/2011	Various	Various	Signs removed week of 9/5/2011	9/9/2011
11-171	Parking Complaint	9/9/2011	Various	Various	Not a Violation	9/10/2011
11-172	Overgrown Vegetation	9/9/2011	Gina Wheatley	1486 Dike Access Road	Violation corrected	9/13/2011
11-173	Illegal Signs Posted	9/12/2011	Various	Various	Signs Removed week of 9/12/2011	9/16/2011
11-174	Dog at Large	8/25/2011	Sharron Morrison	140 Hillshire Drive #A	Forwarded to Cowitz Co Human Society	9/9/2011
11-175	Ongoing Sale w/no permit	9/16/2011	Lonnie Sargent	Old Pacific Hwy/Green Mountain Rd	Site visited 9/19/11 by Dennis and Carolyn	9/19/2011
11-176	Emission of Dust	9/15/2011	City of Woodland	300 E Scott	spoke w/Dennis and Ken	9/15/2011
11-177	Parking Complaint	9/19/2011	Various	424 Washington Street	No Violation	9/28/2011
11-178	Parking Complaint	9/14/2011	Terry Chatfield	438 Washington Street	No Violation	9/28/2011
11-179	Parking Complaint	9/14/2011	Terry Chatfield	205 Gun Club Road	Complainant states issue was resolved	9/16/2011
11-180	Public Nuisance	9/15/2011	Meriwether Estates	Insel Road	small 10/11/11/ New owner	9/20/2011
11-181	Repairs/Painting of City Building	9/20/2011	Janna Loveloy	230 Davidson Ave	Photos Taken at the request of M Ripp	9/22/2011
11-182	Illegal Signs Posted	9/22/2011	Various	Various	Signs removed week of 09/19/11	9/22/2011
11-183	Sidewalk Obstruction	9/12/2011	Lynn Peterson	229 CC Street	spoke w/Lynn 09/26/2011	9/26/2011
11-184	Animal Violation (15 cats)	9/22/2011	Mike Bradley	836 Washington Street	plan made w/Mike 09/20/11	9/23/2011
11-185	Animal Violation (7 cats)	9/22/2011	Unknown	Beechwood/Glenwood	Neighbors to contact Human Society	9/27/2011
11-186	No Building Permit/Fire Hazard	9/23/2011	Marcella Dupettot	134 Davidson Ave	Stop Work Order / Ref to Fire 09/27/11	9/29/2011
11-187	Animal Violation (7 chickens)	9/27/2011	Jeff, Lisa Ripp	767 CC Street	Chickens put in coop 9/29/2011	9/29/2011
11-188	Overgrown Vegetation	9/8/2011	Brent Estep	595 Lake Ave	spoke w/Brent Complied	9/23/2011
11-189	Overgrown Vegetation	9/8/2011	Dan Trice	425 Lake Ave	spoke/w Dan 09/23/11 Civil fence issue	9/23/2011
11-190	Overgrown Vegetation	9/8/2011	Martin Barragan Estrada	595 Lake Ave	No Violation	9/23/2011
11-191	Overgrown Vegetation	9/30/2011	Scott Brunson	438 Washington Street	Spoke w/Cindy Civil Issue	10/5/2011
11-192	Unlawful Interference w/Water Meter	10/3/2011	Lindsay, Shepherd	225 Madrona Ave	Letter sent 10/05/11	10/5/2011

CE-2011 11-193	Detail of Complaint Illegal Signs Posted	Received 9/26/2011	Violators Name Various	Violation Address/Location Various	Status Signs removed week of 9/26/2011	Resolved 9/30/2011



P.O. Box 9
Woodland, WA. 98674
www.ci.woodland.wa.us

100 Davidson Avenue
FAX: (360) 225-1201

Fire
(360) 225-7076

Police
(360) 225-6965

219 Davidson Avenue
FAX: (360) 225-7467

Public Works
(360) 225-7999

230 Davidson Avenue
FAX: (360) 225-7336

Building
(360) 225-7299

Clerk-Treasurer
(360) 225-8281

Planning
(360) 225-1048

May 10, 2011

Re: Weed Abatement

To Whom It May Concern,


It is that time of year again, when we are concerned over weed abatement issues, as they relate to public health, safety and welfare, especially as it relates to fire hazards. This letter is in reference to the property you own within the City of Woodland. If you own more than one property, this letter shall serve as the sole notice for each and every property that you own within the City of Woodland.

Due to what seems to be an early growing season we have begun receiving complaints from concerned citizens. I have already contacted a few of you, as there are areas that are creating traffic hazards. This letter will serve as the official reminder to start preparing for another season of mowing/cutting and maintenance of your property. Properties may require mowing/cutting more than once during the growing season. I encourage all to be especially conscious of those areas near intersections where tall grass as well as tree limbs and/or shrubbery block the view of oncoming traffic.

If there is not any sign of mowing/cutting, we will begin sending notices to the owner of the property describing the condition to be corrected and the required time in which the condition shall be corrected. As per Woodland City Municipal Code Chapter 8.04, if the condition is not corrected within the time specified, then after the termination of such period of time and on a date specified in the notice, a resolution will be presented to the city council (WMC 8.04.040) to provide for the removal or destruction of the trees, plants, shrubs, vegetation or parts thereof, and the cost of that removal (WMC 8.04.050) or destruction become a charge against the owner and a lien (WMC 8.04.060) against the property.

WMC 8.04.010 Removal of trees and shrubs obstructing sidewalks or streets.

The owner of any property within the city shall remove all trees, plants, shrubs or vegetation, or any parts thereof, which overhang any sidewalk or street or which are situated on the property or on the



P.O. Box 9
Woodland, WA. 98674
www.ci.woodland.wa.us

100 Davidson Avenue
FAX: (360) 225-1201

Fire
(360) 225-7076

Police
(360) 225-6965

219 Davidson Avenue
FAX: (360) 225-7467

Public Works
(360) 225-7999

230 Davidson Avenue
FAX: (360) 225-7336

Building
(360) 225-7299

Clerk-Treasurer
(360) 225-8281

Planning
(360) 225-1048

portion of the street or sidewalk abutting thereon, in such manner as to obstruct or impair the free and full use of the sidewalk or street, including the interruption or interference with the clear vision of pedestrians or persons operating vehicles thereon, or interfering with sidewalks, streets, poles, wires, pipes, fixtures or any other part of any public utility situated in the street. In addition thereto, such vegetation which has grown or died upon any property and is a fire hazard to public health, safety and welfare shall also be removed.(Ord. 866 § 2 (part), 1997)

WMC 8.12.020 Designated.

The following are declared to be nuisances affecting public health, peace and safety: any accumulation of junk, debris, manure or rubbish; or any rank or unattended growth of underbrush, vegetation, waste shrubs or trees higher than two feet upon private property or over or across or overhanging any sidewalk, street, curb or parking; or throwing or depositing or causing to be deposited in any street, alley or public place any garbage, printed matter, wastepaper, refuse or other offensive matter. (Ord. 286 § 15(b), 1967)

Please disregard this letter if you have already mowed, and all intersections are clear of any sight obstructions. Thank you for maintaining your property and aiding in making our community a greater place.

If you have any questions, please contact me at (360) 225-7999 ext. 15. I appreciate your cooperation.

Thank you,

A handwritten signature in cursive script that reads "Mary Parsons".

Mary Parsons
Code Enforcement Officer

Weed Abatement Log

STREET NAME	OWNER'S NAME	OWNER'S ADDRESS	CITY	STATE	ZIP	OWNER'S PHONE #	CONTACT PERSON	CONTACT'S PHONE #
5th Street, 211	Fleetwood Homes of WA INC	3125 Myers Station TAX DEPT	Riverside	CA	92503-5527			
5th Street @ Bozarth #50528	Dennis B Frank	11666 SW Talkwood Dr	Tigard	OR	97223			
Amassador Loop, 2087.2077.2057	Sahara Investments	567 Goering Street	Woodland	WA	98874			
Atlantic Ave #50588	Woodland Partners LLC	3084 E Lemark	Meridian	ID	83642			
Atlantic Ave, 1390	Starling Savings Bank	1111 N Wall St	Spokane	WA	99201		Don Thacker	360-983-2888
Atlantic Ave, 1400	Possey Properties LLC	1400 Atlantic Ave	Woodland	WA	98874		Richard Posey	
Beechwood Street, 421	Consolidated Homes	109 Robin Ct	Longview	WA	98832			
Belmont Loop, 1837 #50727	Pacific Park LLC	P.O. Box 810	Woodland	WA	98874			
Belmont Loop, 1840 #504211603	Kenneth Eller Trustee	515 NW Saltzman Road PMB 810	Portland	OR	97229			
Belmont Loop, 1855 #504211607	Kenneth Eller Trustee	515 NW Saltzman Road PMB 810	Portland	OR	97229			
Belmont Loop, 1860 #504211602	David, Tammy Lee	4010 SE Auburn Court	Camas	WA	98607			
Belmont Loop, 1875 #504211608	Kenneth Eller Trustee	616 NW Saltzman Road PMB 810	Portland	OR	97229			
Belmont Loop, 1845 #504211504	Chaudhry Eliaz ETAL	15002 NW 15th Ave	Vancouver	WA	98685			
Belmont Loop, 1955 #504211501	Chaudhry Eliaz ETAL	15002 NW 15th Ave	Vancouver	WA	98685			
Belmont Loop, 1945 #504211502	Chaudhry Eliaz ETAL	15002 NW 15th Ave	Vancouver	WA	98685			
Belmont Loop, 1875 #504211502	Chaudhry Eliaz ETAL	15002 NW 15th Ave	Vancouver	WA	98685			
Bleamont Loop, 1858 #507270100	Dennis, Patricia Hail	P.O. Box 18480	Portland	OR	97282			
Cara Street, 1535	Eugene Bleh	6716 NE 278th	Betha Ground	WA	98604			
C.C. Street, 788	William Hobeys	11688 SE Home Ave	Milwaukie	OR	97222	503-572-2041	William Hobeys	
Columbia Street, (1728 Pacific Ave)	Saleway Inc	P.O. Box 29097	Phoenix	AZ	85038			
Davison Ave, 738	Woodland Community Service Center	P.O. Box 1475	Woodland	WA	98874			
Down River Drive, 1360	Norman, Linda Green	P.O. 1833	Woodland	WA	98874			
Down River Drive, 1354	Artistic Iron	P.O. Box 1833	Woodland	WA	98874	360-225-8055	Norm Green	same
Down River Drive, 1366 502450805	Bryan W Ward	4200 SW Torr Ln	Portland	OR	97221			
Down River Drive, 1358	G. Loomis, Inc.	1359 Down River Drive	Woodland	WA	98874	360-225-8516	Gary Loomis	same
Down River Drive, 1555	RES Industries LLC	1385 Down River Drive	Woodland	WA	98874			
Down River Drive, 1620	Sonoco	P.O. Box 180	Woodland	WA	98874			
Down River Drive, 1625	Columbia Cold Storage	P.O. Box 220	Woodland	WA	98874	360-225-1500	Ken Turner	same
Down River Drive, 1700	Grace Community Church	1311 Lewis River Road	Woodland	WA	98874	360-225-2100		
Down River Drive, 1740	Woodland Commercial LLC	1618 South Slapley Drive	Woodland	WA	98874	360-225-1001		
Down River Drive, 1780	Nevill Financial	2502 Lewis River Road	Mesa	AZ	85204			
Durham Ave, 311	Saxony-Pacific LLC	P.O. Box 1940	Woodland	WA	98874			
Durham Ave, 531 #50227	Patrick, Mary Rychel	P.O. Box 593	Bend	OR	97708			
Glenwood St, 1333	Topper Industries INC	918 Grace Ave	Battle Ground	WA	98606			
Glenwood Street, (S of Cocoa Cola	Longview Housing Authority Par 502450804	1207 Commerce Ave	Longview	WA	98632			
Georgi Street, #50480	James Barry Trust	2833 Madrona Drive	Longview	WA	98632			
Georgi Street, 1511	Heerman, Daniel and Carole ETAL	39809 NW Cardinal Hill Road	Woodland	WA	98874			
Guild Road, 1441	Lloyd, Neeta Groat	4609 NW 198th St	Ridgefield	WA	98642			
Guild Road, 1501	Lloyd, Neeta Groat	4809 NW 198th St	Ridgefield	WA	98642			
Guild Road, 1602	KRL LLC; Springhill Construction	P.O. Box 1659	Woodland	WA	98874		Jim Lee	
Heritage Street, 1610	Ute Port	1610 Heritage Street	Woodland	WA	98874	360-225-1212	Dianna	same



FY 2011 3RD Quarter Report Planning Department

LONG-RANGE PLANNING / CODE AMENDMENTS:

Downtown Design Standards (LU# 209-917)

- a) 08/08/2011 CC held workshop to discuss proposed design standards; special committee recommended
- b) 08/25/2011, 09/07/2011, 09/21/2011 and 10/05/2011 Ad Hoc Committee meetings held

Industrial Setback Standards (LU# 210-919)

- a) 07/21/2011 PC held workshop on draft ordinance and voted to send the draft ordinance to CC with recommendation of approval

Commercial Card Room Interim Zoning Control (LU# 210-928)

- a) 07/21/2011 PC reviewed draft recommendation to the CC
- b) 08/07/2011 PC recommendation sent to Council
- c) 09/26/2011 CC held workshop to discuss PC recommendation

Creation of a Historic Preservation Ordinance (LU# 211-906)

- a) 07/21/2011 PC reviewed draft ordinance and background materials

Pet and Domestic Animals Zoning Code Text Change (LU# 211-912)

- a) 07/21/2011 PC held workshop to review current code and discuss issues

Non-Conforming Use Zoning Code Text Change (LU# 211-913)

- a) 07/21/2011 PC held workshop to review current code and discuss issues

DEVELOPMENT REVIEW

Swimming Pool Site Plan Review and SEPA (LU# 209-932)

- a) 09/02/2011 4th Notice of Incomplete issued

City Sidewalk Construction Project, Shoreline Substantial Development Permit (LU# 211-903)

- a) 07/11/2011 DOE acknowledgement letter received

Wal-Mart Sign Variance (LU# 211-904)

- a) 07/12/2011 Hearing Examiner issued Final Order (Approval with Condition)

Chumbley Boundary Line Adjustment (LU# 211-905)

- a) 07/12/2011 BLA recorded with the County

America's Family Diner Administrative Conditional Use Permit (LU# 211-909)

- a) 07/13/2011 DRC reviewed Draft NOD
- b) 07/13/2011 Notice of Decision issued (Approval with Conditions)

PacifiCorp Release Pond Shoreline Substantial Development Permit, Shoreline CUP, Critical Areas Permit, SEPA and Site Plan Review (LU#211-914)

- a) 07/18/2011 Application received
- b) 08/11/2011 Notice of Incomplete issued
- c) 08/29/2011 Notice of Complete Application issued
- d) 09/07/2011 1st Notice of Application and MDNS issued

HCI/HCT Industrial Facility Site Plan Review, SEPA, and Critical Areas Permit (LU# 211-915)

- a) 07/18/2011 Application received
- b) 08/08/2011 Notice of Incomplete issued
- c) 09/15/2011 Notice of Complete Application issued
- d) 09/21/2011 Notice of Application and MDNS issued

Davidson Alley Water Line Shoreline Substantial Development Permit (LU# 211-916)

- a) 07/25/2011 Application received
- b) 07/27/2011 Notice of Complete Application
- c) 08/10/2011 Notice of Application issued
- d) 08/04/2011 Notice of Public Hearing issued
- e) 09/12/2011 Public Hearing before the Hearing Examiner
- f) 09/19/2011 Final Order (approval) received and transmitted to DOE

Woodland Commerce Center Shoreline Substantial Development Permit (LU# 211-917)

- a) 08/25/2011 Application received
- b) 09/21/2011 Notice of Complete Application issued
- c) 09/23/2011 Critical Areas Exemption letter issued
- d) 10/05/2011 Notice of Application issued

New Land Use Applications Submitted 3rd Quarter

- 1) PacifiCorp Fish Release Pond Facility, Shoreline Substantial Development, Shorelines Conditional Use, Site Plan Approval, SEPA, and Critical Areas Permit (LU# 211-914)
- 2) HCI/HCT Industrial Facility, Site Plan Approval, SEPA, and Critical Areas Permit (LU# 211-915)
- 3) Davidson Alley Waterline, Shoreline Substantial Development Permit (LU# 211-916)
- 4) Woodland Commerce Center Shoreline Substantial Development Permit (LU# 211-917)

Land-use Decisions Issued 3rd Quarter

- 1) Wal-Mart sign variance approved with conditions by the Hearing Examiner 07/12/2011 (LU# 211-904)/
- 2) America's Family Diner Administrative Conditional Use Permit approved (with conditions) by DRC on 07/13/2011 (LU# 211-909)

- 3) Davidson Alley Water Line Shoreline Substantial Development Permit approved by Hearing Examiner on 09/19/2011 (LU# 211-916)
- 4) 208 Buckeye Final Order issued by the Hearing Examiner on 09/07/2011 (LU# 210-927) finding that the use of the structure on the site as a multi-family dwelling, with a residence on the main floor and two one-bedroom walkup apartments, may continue as a legally established nonconforming use.

PRE-APPLICATION CONFERENCES

- 1) 08/31/2011 Oak Tree Casino Phase I and Phase II

2008-2011 Building Permit Recap

These Increases/Decreases are 2010 vs. 2011

Total Building Permits Issued

<i>Month</i>	<i>2008</i>	<i>2009</i>	<i>2010</i>	<i>2011</i>	<i>Increase/ Decrease</i>
January	10	8	11	12	1
February	8	17	6	11	5
March	17	8	5	20	15
April	14	12	16	16	0
May	26	7	9	16	7
June	18	13	16	12	(4)
July	23	8	18	39	21
August	5	18	9	21	12
September	10	18	12	14	2
October	18	10	9		
November	11	11	7		
December	17	7	11		
TOTAL	177	137	129	161	59

Total Building Permit Fees

<i>Month</i>	<i>2008</i>	<i>2009</i>	<i>2010</i>	<i>2011</i>	<i>Increase/ Decrease</i>
January	5,731.90	16,317.95	17,232.35	51,733.83	34,501.48
February	8,587.25	5,458.95	1,313.24	1,681.40	368.16
March	16,168.25	1,738.65	3,279.05	10,915.95	7,636.90
April	42,434.55	1,679.85	11,775.90	65,920.80	54,144.90
May	12,013.05	5,488.55	1,104.05	6,200.00	5,095.95
June	20,911.65	50,149.45	32,633.35	18,769.90	(13,863.45)
July	27,412.40	16,988.75	19,805.20	3,702.05	(16,103.15)
August	1,637.85	7,765.60	3,909.30	49,796.80	45,887.50
September	2,578.60	207,216.61	1,735.70	9,817.45	8,081.75
October	35,802.69	4,159.65	2,276.40		
November	10,622.25	1,549.10	4,351.45		
December	4,714.25	16,519.80	2,802.20		
TOTAL	188,614.69	335,032.91	102,218.19	218,538.18	125,750.04

