




# FY 2013 1<sup>st</sup> Quarter Report

---

# City of Woodland

Presented May 6, 2013





## FY 2013 1<sup>st</sup> Quarter Report Clerk-Treasurer Department

---

Attached is the 2013 1<sup>st</sup> quarter report for the Clerk-Treasurer Department. It shows a comparison for Revenues and Expenditures from the quarter ending March 31<sup>st</sup> for 2012 to 2013. Also included is the March 31, 2013 Cash and Investment Activity. The Clerk-Treasurer Department duties include Customer Service for our citizens, businesses and others, Accounts Payable, Accounts Receivable, Budget, Payroll, Utility Billing, Business Licenses, Records Management, Website, Risk Management, IT Management, etc. We serve approximately 5,590 citizens in the City of Woodland. Our department works closely with the other departments of the City including Police, Fire, Planning, Building and Public Works. The Clerk-Treasurer also has 2 council committees assigned which are Human Resources/Government and Finance.

During the 1<sup>st</sup> Quarter of 2013 the Clerk-Treasurer Department accomplished:

- Continued with Woodland Police Officer Association contract negotiations
- Continues review of health/welfare insurance, plan designs, premiums and employee contributions, etc.
- HR Committee policy review: Vacation policy & caps, Sick policy & caps , Hours of Work, Flex Time Policy, Alternative Work Schedules
- Serving on the AWC Employee Benefits Advisory Board (AWC Pool)
- Serving on the CWCOG Medical Rate Stabilization Committee (Kaiser Pool)
- Reviewing draft policy changes for the City of Woodland Personnel Policy
- Reviewed job descriptions and hiring of Community Development Planner, Clerk I (part-time)
- Continued transition of Fire Department to Clark Co. Fire Rescue Contract for Service
- Project: New Telephone System install and implementation (replaced the old system which was 20+ years old)
- Project: Telephone system and plan audit with Espy Services to determine plan designs for cost savings with new system
- Project: New City Server implementation and installation
- Project: Continued financing implementation for new Police Station and Facility Funding options for additional financing for expanded project and other Capital Improvements
- Project: Began new Meeting Management Solution implementation with iCompass
- Processed 361 Accounts Payable warrants totaling \$1,276,687.69
- Processed 46 Payroll warrants and Direct Deposits totaling \$926,031.73
- Submitted 2013 Well City Award Application to AWC

- Processed updated fee schedule (Resolution No. 627, 629), Special Events Permit and Street Closure Permit
- Implemented Citizen Survey on website and Utility Bill mailer
- Researched consolidation of Police Services with other cities / county
- Other items: Severance package Fire Clerk, Hiring Freeze, Election costs, Liquor Profits, Council Committees/Duties, Annual Report preparation,

Processed Resolutions and Ordinances:

- Ordinance No. 1261 –2012 Budget Amendments
- Resolution No. 622 Water Assessment Charges
- Ordinance No. 1256 –Comprehensive Storm water
- Ordinance No. 1257 –Amending WMC to allow Electric Vehicle Infrastructure
- Ordinance No. 1259 to create new accounts 421 Water Utility Reserve and 422 Sewer Utility Reserve and close account 302 Capital Reserve: Utilities
- Resolution No. 624-Amending the 2013-2018 Six Year Transportation Improvement Plan (STIP)
- Resolution No. 625-Scott Avenue Reconnection project
- Ordinance No. 1260 – Extending a Moratorium on Collective Gardens
- Resolution No. 626, ratifying Ordinance No. 1260 extending the moratorium on marijuana collective gardens
- Ordinance No. 1262 – amending Title 19 Development Review Committee
- Resolution No. 628 – Supporting the 2<sup>nd</sup> Amendment / Right to Bear Arms
- Ordinance No. 1263 – amending C-1 uses
- Resolution No. 628 - Amending Resolution No. 627 to modify Special Event Fees/ Charges and Street Closure Permits

Contracts & Agreements processed and currently working on:

- Transportation Improvement Board (TIB) grant agreement of \$260,000 for overlay of East Scott Avenue
- Change order with Williams Scotsman in the total amount of \$2,153,547 for construction of the Police Station and new Council Chambers
- Rural County Funds application for \$200,000 loan for Scott Avenue Reconnection project
- Agreement with Holt Property Group to acquire a portion of Parcel #50876 relating to Park Impact Fee credits
- Agreement with Walt's Meats regarding proposed improvements to Lift Station No. 9 with design costs of \$51,500 and construction costs to be determined
- TIB Grant for design & construction of new intersection at SR503 and East Scott Avenue
- Final Amendment to the Contract for employees/staffing with Clark County Fire Rescue
- Bid award to Rotschy, Inc. for SR503 Widening
- Letter of Support re: City of Vancouver and Clark County EMS District
- Purchase the Schurman Property, Parcel #50565, located next to the Ranney Well for \$8,000

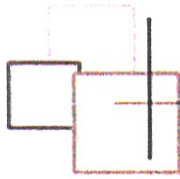
- Flood Insurance 1711/1713 Lewis River Road – Researched for cost savings/cancelled policy and self-insuring

Special Events and Facility Rentals processed and in progress:

Easter Egg Hunt	Moose Lodge	3/30/2013
Half Marathon	Get Bold Events	4/21/2013
Fishing Derby	Moose Lodge	5/17-5/18
Memorial Day Ceremony	VFW	5/27/2013
Walk for Life	Lewis River Life Hope	6/1/2013
Farmers Market	Farmers Market	6/14-9/15
Planters Day	Planters Day Committee	6/13-6/16
Planters Day Beer Garden	Fat Moose	6/14-6/15
Community Garage Sale	Fat Moose	6/29/2013
Booster Club Car show	Fat Moose	7/5/2013
Hot Summer Nights	DWR	7/12-8/16
Jay & Ken Bday Bash	Fat Moose	7/20/2103
Truck Show	Fat Moose	8/10/2013
Motorcycle Show	Fat Moose	8/17/2013
Antique		
Tractor/lawnmower	Fat Moose	9/14/2013
Newfoundland Dog Trials	Newfoundland Dog Club	9/14-9/15
Lewis River Fall Fest	Rotary	9/27-9/29
Veterans Day Ceremony	VFW	11/11/2013
Winterfest	Moose Lodge	12/7/2013
Fire Truck Show/Safety		
Fair	WFD	8/17/2013

This list of items is not a full comprehensive list, but a summary. If you have any questions, please feel free to contact me. Thank you.

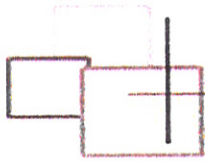
Mari E. Ripp, Clerk-Treasurer  
 City of Woodland  
 360-225-8281 x114 or [rippm@ci.woodland.wa.us](mailto:rippm@ci.woodland.wa.us)



## Cash / Investment Activity as of March 31, 2013

Fund		Beginning Cash	Beginning Investments	Activity In	Activity Out	Ending Cash	Ending Investments	Ending Balance
001	Current Expense	(\$151,348.36)	\$153,033.03	\$592,508.09	\$592,482.75	(\$151,323.02)	\$153,034.60	\$1,711.58
002	Petty Cash/Change Funds	\$950.00	\$0.00	\$0.00	\$0.00	\$950.00	\$0.00	\$950.00
003	Adv Travel Revolving Fund	\$2,000.00	\$0.00	\$0.00	\$0.00	\$2,000.00	\$0.00	\$2,000.00
101	Park	(\$9,987.09)	\$18,000.00	\$5,401.14	\$10,344.01	(\$14,929.96)	\$18,000.00	\$3,070.04
102	Library	(\$701.27)	\$5,500.00	\$0.00	\$833.40	(\$1,534.67)	\$5,500.00	\$3,965.33
104	Street	(\$25,775.65)	\$159,000.00	\$44,417.51	\$120,480.96	(\$101,839.10)	\$159,000.00	\$57,160.90
105	Document Recording Fee	\$6,438.43	\$4,800.00	\$0.00	\$10,000.00	(\$3,561.57)	\$4,800.00	\$1,238.43
107	Hotel/Motel Tax	\$5,633.45	\$6,750.00	\$1,759.21	\$0.00	\$7,392.66	\$6,750.00	\$14,142.66
108	Criminal Justice Funding	\$4,053.06	\$0.00	\$0.00	\$500.00	\$3,553.06	\$0.00	\$3,553.06
224	'94 PWTF Loans-Industrial Park	\$46,684.82	\$19,500.00	\$0.00	\$0.00	\$46,684.82	\$19,500.00	\$66,184.82
225	CLID#94-01/94-02	\$0.00	\$0.00	\$0.00	\$0.00	\$0.00	\$0.00	\$0.00
226	CERB Loan-Water(#c93-098)	\$36.81	\$0.00	\$0.00	\$0.00	\$36.81	\$0.00	\$36.81
227	CERB Loan-Sewer (#93-028)	(\$499.86)	\$500.00	\$0.00	\$0.00	(\$499.86)	\$500.00	\$0.14
300	Park Acquisition/Improvement	\$9,991.80	\$0.00	\$0.00	\$0.00	\$9,991.80	\$0.00	\$9,991.80
301	Capital Project Reserve: General	\$301,197.52	\$149,824.23	\$5,943.36	\$6,779.03	\$300,361.85	\$149,824.23	\$450,186.08
302	Capital Project Reserve: Utility	(\$190,718.00)	\$190,718.00	\$0.00	\$0.00	(\$190,718.00)	\$190,718.00	\$0.00
303	Fire Department Reserve	(\$2,213.97)	\$12,400.00	\$1,627.17	\$0.00	(\$586.80)	\$12,400.00	\$11,813.20
304	Equipment Acquisition Reserve	\$15,481.13	\$25,000.00	\$724.38	\$0.00	\$16,205.51	\$25,000.00	\$41,205.51
305	Downtown Revitalization Proj	\$406.09	\$72.00	\$0.00	\$0.00	\$406.09	\$72.00	\$478.09
312	Public Works Shop	\$71,873.51	\$25,600.00	\$0.00	\$0.00	\$71,873.51	\$25,600.00	\$97,473.51
316	SR-503 Improvements	\$47,578.52	\$0.00	\$24,166.67	\$5,244.00	\$66,501.19	\$0.00	\$66,501.19
319	Public Safety Bond Fund	(\$53,075.92)	\$2,033,484.80	\$11,526.32	\$1,676.46	(\$43,226.06)	\$2,033,484.80	\$1,990,258.74
320	Sidewalk Project	\$0.00	\$0.00	\$0.00	\$0.00	\$0.00	\$0.00	\$0.00
321	Horseshoe Lake Park Trail	\$81.42	\$0.00	\$0.00	\$0.00	\$81.42	\$0.00	\$81.42
323	Schurman Way & Guild Road Project	\$11,342.30	\$42,163.00	\$0.00	\$9,349.25	\$1,993.05	\$42,163.00	\$44,156.05
350	Impact Fees: School	\$2,750.00	\$0.00	\$5,500.00	\$2,750.00	\$5,500.00	\$0.00	\$5,500.00
351	Impact Fees: Fire	\$0.00	\$0.00	\$3,060.00	\$3,060.00	\$0.00	\$0.00	\$0.00
352	Impact Fees: Park	\$22,840.49	\$0.00	\$2,232.00	\$0.00	\$25,072.49	\$0.00	\$25,072.49
401	Water	(\$31,946.87)	\$279,000.00	\$141,182.22	\$147,182.98	(\$37,947.63)	\$279,000.00	\$241,052.37

Fund		Beginning Cash	Beginning Investments	Activity In	Activity Out	Ending Cash	Ending Investments	Ending Balance
402	Sewer	\$157,790.57	\$85,850.00	\$204,316.99	\$188,263.14	\$173,844.42	\$85,850.00	\$259,694.42
403	Garbage Collection	\$38,686.09	\$13,500.00	\$91,923.97	\$104,784.37	\$25,825.69	\$13,500.00	\$39,325.69
404	Davidson Alley Waterline	\$0.00	\$0.00	\$0.00	\$0.00	\$0.00	\$0.00	\$0.00
407	Restroom/Path Project	(\$18,000.00)	\$18,000.00	\$0.00	\$0.00	(\$18,000.00)	\$18,000.00	\$0.00
408	Water Pumping Treatment	\$28,874.75	\$200.00	\$14,000.00	\$0.00	\$42,874.75	\$200.00	\$43,074.75
409	Bond Reserve Fund	\$0.00	\$0.00	\$0.00	\$0.00	\$0.00	\$0.00	\$0.00
411	Water Main Street Refurbishmnt	\$7,600.51	\$211,595.00	\$40.00	\$0.00	\$7,640.51	\$211,595.00	\$219,235.51
412	Water/Sewer Deposits	\$15,829.31	\$59,311.00	\$2,549.52	\$1,225.00	\$17,153.83	\$59,311.00	\$76,464.83
421	Water Utility Reserves	\$39.11	\$0.00	\$5,740.00	\$5,770.00	\$9.11	\$0.00	\$9.11
422	Sewer Utility Reserves	\$51,290.21	\$0.00	\$8,713.00	\$1,666.67	\$58,336.54	\$0.00	\$58,336.54
631	Payroll Clearing Fund	\$179,668.80	\$0.00	\$160,103.05	\$211,331.21	\$128,440.64	\$0.00	\$128,440.64
632	Claims Clearing Fund	\$118,177.47	\$0.00	\$694,042.90	\$370,466.88	\$441,753.49	\$0.00	\$441,753.49
		<b>\$663,029.18</b>	<b>\$3,513,801.06</b>	<b>\$2,021,479.07</b>	<b>\$1,794,190.11</b>	<b>\$890,316.57</b>	<b>\$3,513,802.63</b>	<b>\$4,404,119.20</b>



## City of Woodland--Revenue Comparison 1st Qtr 2012 to 2013

BARS #	Description	Current Year 3/31/2013		Prior Year 3/31/2012		Increase/(Decrease)	
		Amount	Budget	Amount	Budget	Actual	Budget
Beginning Fund Balance	BFB - Unreserved	\$19,007.78	\$24,999.00	\$0.00	\$13,231.00	\$19,007.78	\$11,768
	Total Taxes	\$602,931.87	\$3,120,735.00	\$517,334.67	\$2,836,293.00	\$85,597.20	\$284,442
	Total Licenses / Permits	\$100,907.13	\$376,031.00	\$92,922.34	\$272,300.00	\$7,984.79	\$103,731
	Total Federal / State Grants	\$29,463.95	\$48,900.00	\$31,749.50	\$112,983.00	(\$2,285.55)	(\$64,083)
	Total Intergovernmental	\$51,088.47	\$153,431.00	\$14,423.32	\$177,287.00	\$36,665.15	(\$23,856)
	Total Charges for Goods / Services	\$12,255.34	\$35,585.00	\$7,921.19	\$39,086.00	\$4,334.15	(\$3,501)
	Total Fines / Penalties	\$16,164.67	\$77,000.00	\$19,226.93	\$99,000.00	(\$3,062.26)	(\$22,000)
	Total Miscellaneous	\$9,174.57	\$23,119.00	\$7,961.15	\$67,195.00	\$1,213.42	(\$44,076)
	Total Non-Revenues	\$18,077.59	\$84,070.00	\$21,083.43	\$120,800.00	(\$3,005.84)	(\$36,730)
	Total Other Financing Sources	\$435,804.66	\$609,999.00	\$215,685.86	\$753,494.00	\$220,118.80	(\$143,495)
<b>Total General Fund 001</b>		<b>\$1,294,876.03</b>	<b>\$4,553,869.00</b>	<b>\$928,308.39</b>	<b>\$4,491,669.00</b>	<b>\$366,567.64</b>	<b>\$62,200.00</b>
Total Petty Cash /Change Funds 002		\$950.00	\$950.00	\$0.00	\$950.00	\$950.00	\$0
Total Advance Travel 003		\$2,000.00	\$2,000.00	\$0.00	\$2,000.00	\$2,000.00	\$0



BARS #	Description	Current Year 3/31/2013		Prior Year 3/31/2012		Increase/(Decrease)	
		Amount	Budget	Amount	Budget	Actual	Budget
Total Park 101		\$33,000.50	\$157,187.00	\$57,420.01	\$185,278.00	(\$24,419.51)	(\$28,091)
Total Library 102		\$4,965.33	\$4,866.00	\$0.00	\$6,066.00	\$4,965.33	(\$1,200)
Total Street 104		\$311,718.74	\$1,094,486.00	\$164,726.18	\$1,165,779.00	\$146,992.56	(\$71,293)
Total Doc Recording Fee 105		\$11,238.43	\$6,000.00	\$6,000.00	\$6,140.00	\$5,238.43	(\$140)
Total Hotel Motel Tax 107		\$14,142.66	\$34,600.00	\$4,358.62	\$39,552.00	\$9,784.04	(\$4,952)
Total Criminal Justice 108		\$4,542.31	\$7,640.00	\$1,721.35	\$7,882.00	\$2,820.96	(\$242)
Total '94 PWTF Loans-Ind Park 224		\$66,184.82	\$124,082.00	\$0.00	\$188,113.00	\$66,184.82	(\$64,031)
Total CLID #94-02/94-02 225		\$0.00	\$41,000.00	\$3,000.00	\$76,200.00	(\$3,000.00)	(\$35,200)
Total CERB Loan - Water 226		\$36.81	\$34,150.00	\$1,042.03	\$107,213.00	(\$1,005.22)	(\$73,063)
Total CERB Loan - Sewer 227		\$41,883.43	\$41,883.00	\$957.97	\$57,086.00	\$40,925.46	(\$15,203)
Total Park Acqn Reserve 300		\$9,991.80	\$50,808.00	\$0.00	\$120,000.00	\$9,991.80	(\$69,192)
Total Capital Reserve: General 301		\$468,856.29	\$521,726.00	\$46,643.26	\$608,926.00	\$422,213.03	(\$87,200)
Total Capital Reserve Water/Sewer 302 (*now see 421 422)		\$0.00	\$183,970.00	\$102,655.72	\$466,942.00	(\$102,655.72)	(\$282,972)
Total Fire Reserve 303		\$11,813.20	\$52,474.00	\$18,824.06	\$53,744.00	(\$7,010.86)	(\$1,270)
Total Equip Acqn Reserve 304		\$41,128.23	\$41,947.00	\$2,281.45	\$48,446.00	\$38,846.78	(\$6,499)
Total Downtown Revitalization 305 (2013 see 001)		\$478.09	\$0.00	\$4,100.00	\$4,624.00	(\$3,621.91)	(\$4,624)
Total Public Works Shop 312		\$97,473.51	\$92,369.00	\$7,499.82	\$97,569.00	\$89,973.69	(\$5,200)
Total SR503 Improvements Project 316		\$74,191.19	\$903,913.00	\$0.00	\$856,000.00	\$74,191.19	\$47,913

BARS #	Description	Current Year 3/31/2013		Prior Year 3/31/2012		Increase/(Decrease)	
		Amount	Budget	Amount	Budget	Actual	Budget
Total Public Safety Bond 319		\$2,077,066.56	\$2,139,881.00	\$27,192.82	\$2,828,878.00	\$2,049,873.74	(\$688,997)
Total Sidewalk Project 320		\$0.00	\$0.00	\$0.00	\$125,028.00	\$0.00	(\$125,028)
Total Horseshoe Lake Park Trail 321		\$81.42	\$0.00	\$0.00	\$81.00	\$81.42	(\$81)
Total Schurman Way & Guild Road Project 323		\$181,792.39	\$90,608.00	\$0.00	\$2,151,204.00	\$181,792.39	(\$2,060,596)
Total School Impact Fees 350		\$13,750.00	\$30,250.00	\$11,000.00	\$41,250.00	\$2,750.00	(\$11,000)
Total Fire Impact Fees 3511		\$6,120.00	\$67,830.00	\$26,949.93	\$141,570.00	(\$20,829.93)	(\$73,740)
Total Park Impact Fees 352		\$25,072.49	\$11,172.00	\$4,464.00	\$20,576.00	\$20,608.49	(\$9,404)
Total Water 401		\$610,905.26	\$1,234,979.00	\$311,013.79	\$1,292,974.00	\$299,891.47	(\$57,995)
Total Sewer 402		\$691,968.94	\$1,910,662.00	\$401,980.86	\$1,960,886.00	\$289,988.08	(\$50,224)
Total Garbage/Recycling 403		\$197,325.77	\$656,317.00	\$191,999.71	\$720,823.00	\$5,326.06	(\$64,506)
Total Davidson Alley waterline Project 404		\$0.00	\$0.00	\$0.00	\$21,252.00	\$0.00	(\$21,252)
Total Water Pumping Treatment 408		\$43,074.75	\$1,142,071.00	\$0.00	\$1,071.00	\$43,074.75	\$1,141,000
Total Water Main Refurbishment Project 411		\$219,235.51	\$1,219,154.00	\$31,249.97	\$244,154.00	\$187,985.54	\$975,000
Total Water/Sewer Deposits 412		\$79,339.83	\$35,129.00	\$6,679.44	\$80,032.00	\$72,660.39	(\$44,903)
Total Water Utility Reserve 421		\$11,779.11	\$40,000.00	\$0.00	\$439.00	\$11,779.11	\$39,561
Total Sewer Utility Reserve 422		\$105,215.51	\$40,000.00	\$0.00	\$88,003.00	\$105,215.51	(\$48,003)
<b>GRAND TOTALS ALL FUNDS</b>		<b>\$6,752,198.91</b>	<b>\$16,567,973.00</b>	<b>\$2,362,069.38</b>	<b>\$18,308,400.00</b>	<b>\$4,390,129.53</b>	<b>(\$1,740,427)</b>



## City of Woodland--Expenditure Comparison 1st Qtr 2012 to 2013

BARS #	Description	Current Year 3/31/2013		Prior Year 3/31/2012		Increase/ (Decrease) from Previous	
		Amount	Budget	Amount	Budget	Actual	Budget
	Total Ending Fund Balance	\$0.00	25,481	\$0.00	13,435	\$0.00	\$12,046
	Total Legislative/Council	\$20,326.19	41,547	\$16,899.77	40,047	\$3,426.42	\$1,500
	Total Judicial	\$25,871.64	129,600	\$23,836.98	122,400	\$2,034.66	\$7,200
	Total Executive/Mayor	\$11,159.51	46,900	\$2,858.44	26,965	\$8,301.07	\$19,935
	Total Finance/Administrative	\$129,722.22	563,289	\$81,435.82	496,400	\$48,286.40	\$66,889
	Total Legal Services	\$25,111.00	92,496	\$21,747.81	92,496	\$3,363.19	\$0
	Total Personnel & Civil Service	\$2,459.90	11,100	\$9,703.28	8,750	(\$7,243.38)	\$2,350
	Total General Facilities	\$41,492.46	373,815	\$47,539.93	416,714	(\$6,047.47)	(\$42,899)
	Total Planning/Community Development	\$31,995.96	125,437	\$30,337.85	125,419	\$1,658.11	\$18
	Total Building	\$21,352.57	93,094	\$16,491.97	70,842	\$4,860.60	\$22,252
	Total General Government	\$14,417.71	41,844	\$13,342.94	39,606	\$1,074.77	\$2,238
	Total Police Department	\$375,520.70	1,595,001	\$351,557.06	1,475,552	\$23,963.64	\$119,449
	Total Code Enforcement	\$4,776.59	24,268	\$4,305.22	22,154	\$471.37	\$2,114
	Total Fire Department	\$437,403.77	879,518	\$169,501.06	800,054	\$267,902.71	\$79,464

BARS #	Description	Current Year 3/31/2013		Prior Year 3/31/2012		Increase/ (Decrease) from Previous	
		Amount	Budget	Amount	Budget	Actual	Budget
	Total Non-Expenditures	\$18,299.59	85,940	\$21,928.43	126,000	(\$3,628.84)	(\$40,060)
	Total Capital Outlay 001	\$75,986.45	69,500	\$33,536.59	146,331	\$42,449.86	(\$76,831)
	Total Operating Transfers	\$56,448.68	348,439	\$81,944.42	462,484	(\$25,495.74)	(\$114,045)
	Total Capital Leases	\$1,481.78	6,600	\$1,333.86	6,020	\$147.92	\$580
	GRAND TOTAL General Fund 001	\$1,293,826.72	\$4,553,869.00	\$928,301.43	\$4,491,669.00	\$365,525.29	\$62,200.00
	Total Petty Cash/ Change Funds	\$0.00	950	\$0.00	950	\$0.00	\$0
	Total Advance Travel Fund	\$0.00	2,000	\$0.00	2,000	\$0.00	\$0
	Total Park 101	\$29,930.46	157,187	\$33,344.53	185,278	(\$3,414.07)	(\$28,091)
	Total Library 102	\$1,000.00	4,866	\$249.94	6,066	\$750.06	(\$1,200)
	Total Street 104	\$254,557.84	1,094,486	\$170,699.64	1,165,779	\$83,858.20	(\$71,293)
	Total Document Recording Fee 105	\$10,000.00	6,000	\$800.00	6,140	\$9,200.00	(\$140)
	Total Hotel Motel Tax 107	\$0.00	34,600	\$7,500.00	39,552	(\$7,500.00)	(\$4,952)
	Total Criminal Justice 108	\$989.25	7,640	\$1,592.24	7,882	(\$602.99)	(\$242)
	Total '94 PWTF Loans-Industrial Park 224	\$0.00	124,082	\$0.00	188,113	\$0.00	(\$64,031)
	Total CLID #94-01/94-02 225	\$0.00	41,000	\$11,333.26	76,200	(\$11,333.26)	(\$35,200)
	Total CERB Loan-Water 226	\$0.00	34,150	\$40,761.70	107,213	(\$40,761.70)	(\$73,063)
	Total CERB Loan-Sewer 227	\$41,883.29	41,883	\$12,344.02	57,086	\$29,539.27	(\$15,203)
	Total Park Acqn Reserve 300	\$0.00	50,808	\$0.00	120,000	\$0.00	(\$69,192)

BARS #	Description	Current Year 3/31/2013		Prior Year 3/31/2012		Increase/ (Decrease) from Previous	
		Amount	Budget	Amount	Budget	Actual	Budget
Total Capital Reserve: General	301	\$18,670.21	521,726	\$29,926.66	608,926	(\$11,256.45)	(\$87,200)
Total Capital Reserve: Utility	302 (2013 now see 421 & 422)	\$0.00	168,970	\$74,999.91	466,942	(\$74,999.91)	(\$297,972)
Total Fire Reserve	303	\$0.00	52,474	\$0.00	53,744	\$0.00	(\$1,270)
Total Equipment Acqn Reserve	304	(\$77.28)	41,947	\$0.00	48,446	(\$77.28)	(\$6,499)
Total Downtown Revitalization	305 (2013 now see 001 General)	\$0.00	0	\$4,146.00	4,624	(\$4,146.00)	(\$4,624)
Total Public Works Shop	312	\$0.00	92,369	\$0.00	97,569	\$0.00	(\$5,200)
Total SR503 Improvements	316	\$7,690.00	903,913	\$0.00	856,000	\$7,690.00	\$47,913
Total Public Safety Bond	319	\$86,807.82	2,139,881	\$4,224.68	2,828,878	\$82,583.14	(\$688,997)
Total Sidewalk Project	320	\$0.00	0	\$0.00	125,028	\$0.00	(\$125,028)
Total Horseshoe Lake Park Trail	321	\$0.00	0	\$0.00	81	\$0.00	(\$81)
Total Schurman Way / Guild Road Project	323	\$137,636.34	90,608	\$62,374.67	2,151,204	\$75,261.67	(\$2,060,596)
Total Impact Fees: School	350	\$8,250.00	30,250	\$5,500.00	41,250	\$2,750.00	(\$11,000)
Total Impact Fees: Fire	351	\$6,120.00	67,830	\$26,330.37	141,570	(\$20,210.37)	(\$73,740)
Total Impact Fees: Park	352	\$0.00	11,172	\$0.00	20,576	\$0.00	(\$9,404)
Total Water	401	\$369,852.89	1,234,979	\$217,760.44	1,292,974	\$152,092.45	(\$57,995)
Total Sewer	402	\$432,274.52	1,910,662	\$371,573.72	1,960,886	\$60,700.80	(\$50,224)
Total Garbage/Recycle	403	\$158,000.08	656,317	\$138,195.86	720,823	\$19,804.22	(\$64,506)
Total Davidson Alley Waterline Project	404	\$0.00	0	\$94.03	21,252	(\$94.03)	(\$21,252)

BARS #	Description	Current Year 3/31/2013		Prior Year 3/31/2012		Increase/ (Decrease) from Previous	
		Amount	Budget	Amount	Budget	Actual	Budget
Total Water Pumping Treatment Project 408		\$0.00	1,142,071	\$0.00	1,071	\$0.00	\$1,141,000
Total Water Main Refurb Project 411		\$0.00	1,219,154	\$0.00	244,154	\$0.00	\$975,000
Total Utility Deposits 412		\$2,875.00	35,129	\$2,446.98	80,032	\$428.02	(\$44,903)
Total Water Utility Reserve 421 (previous was fund 302)		\$11,770.00	75,000	\$0.00	439	\$11,770.00	\$74,561
Total Sewer Utility Reserve 421 (previous was fund 302)		\$46,878.97	20,000	\$0.00	88,003	\$46,878.97	(\$68,003)
<b>GRAND TOTAL ALL FUNDS</b>		<b>\$2,918,936.11</b>	<b>16,567,973</b>	<b>\$2,144,500.08</b>	<b>18,308,400</b>	<b>\$774,436.03</b>	<b>(\$1,740,427)</b>

**New Business Licenses  
1st Quarter 2013**

License #	Business Name	Mailing Address	City or State	Business Address	Type
281.4	Steelhead Fence	22818 NE 72nd Ave, Battle Ground, WA 98604	Battle Ground	same	Contractor
5.0	Abraham Construction Ent. LLC	30212 NE McBride Rd Battle Ground, WA 98604	Battle Ground	same	Contractor
103.6	Red Hawk Fire and Security	21312 30th Dr SE STE 103, Bothell, WA 98021	Bothell	same	Contractor
75.6	Clean Creatures	PO Box 1634, Brush Prairie, WA 98606	Brush Prairie	38112 NE 81st Ave, La Center, WA 98629	Service
175.4	Kennedy/Jenks Consultants, Inc	303 2nd St STE 300 South Tower, San Fransisco, CA 94107	CA	200 SW Market st #500, Portland, OR 97201	Service
269.7	Security Vault Works, Inc	25079 Viking St, Hayward, CA 94545	CA	122 Lafayette Ave, Laurel, MD	Contractor
138.1	Gregg Roofing, INC	27001 SE 15th St, Camas, WA 98607	Camas	same	Contractor
116.7	Engineered Piping Systems, Inc	354 Delameter Rd, Castle Rock, WA 98611	Castle Rock	1740 Down River Dr, Woodland, WA 98674	Manufacturer
227.9	Northwest Plumbing and Backflow	12042 SE Sunnyside Rd, Clackamas, OR 97015	Clackamas	same	Contractor
188.9	Level 3 Communications LLC	1025 Eldorado Blvd, Broomfield, CO 80021	CO	same	Communications
36.0	B & M Heating & A/C Inc	PO Box 950, Kelso, WA 98626	Kelso	205-B Barnes St, Kelso, WA 98626	Contractor
177.7	Ken Winkleman General Contractor Inc	38311 NE 109th Ave, LaCenter, WA 98629	La Center	same	Contractor
197.8	Lower Columbia Mental Health	921 4th Ave, Longview, WA 98632	Longview	1251 Lewis River Rd STE A, Woodland, WA 98674	Service
96.7	Cowlitz Fence Co.	PO Box 367, Longview, WA 98632	Longview	2401 Talley Way, Kelso, WA 98626	Contractor
21.3	American Patio Covers	14219 Smokey Point Blvd, Marysville, WA 98271	Marysville	same	Contractor
65.9	Cellular Plus	2501 St John's Ave STE A, Billings, MT 59102	MT	1999 Pacific Ave STE G, Woodland, WA 98674	Retail
103.2	D2 Wireless Solutions	6947 Coal Crk PKY SE #265, Newcastle, WA 98059	Newcastle	same	Contractor
96.1	Crawford Door Co LLC	PO Box 80400, Portland, OR 97280	Portland	9720 SW Hellman Ct #805, Wilsonville, OR 97070	Contractor
161.2	Interior Technology Inc	PO Box 80400, Portland, OR 97280	Portland	9720 SW Hellman Ct #805, Wilsonville, OR 97070	Contractor

## New Business Licenses

### 1st Quarter 2013

313.9	Walsh Construction Co./Oregon	2905 SW First Ave, Portland, OR 97201	Portland	same	Contractor	
20.3	American Backflow Services	5905 N Interstate Ave, Portland, OR 97217	Portland	same	Contractor	
310.7	Valley View Fence & Deck	1007 Munkers Court, Salem, OR 97317	Salem	same	Contractor	
233.1	The Oaktree Restaurant & Lucky Eagle 21 Casino	3110 Ruston Way STE F, Tacoma, WA 98402	Tacoma	1020 Atlantic Avenue, Woodland, WA 98674	Service	
95.7	Cowdrey Mechanical Systems	7019 NE 63rd St, Vancouver, WA 98661	Vancouver	Same	Contractor	
163.7	Jarvis Appraisal Company	PO Box 1713, Vancouver, WA 98668	Vancouver	Same	Service	
244.8	Porter Electric, Inc.	7320 NE St John's Rd, Vancouver, WA 98665	Vancouver	Same	Contractor	
44.8	Bidders Choice Auction	1409 NE Knowles Dr, Vancouver, WA 98685	Vancouver	11406 NE Rosewood Ave Vancouver, WA 98662	Service	
8.9	A Better Way of Life	PO Box P, Winlock, WA 98596	Winlock	627 Park St, Woodland, WA 98674	Retail	
78.3	CNSI Acquisition Co LLC	1819 Schurman Way STE 104, Woodland, WA 98674	Woodland	same	Office Space	
262.5	Sayzo	1976 Meadowood Loop, Woodland, WA 98674	Woodland	Same	Service	
44.1	Best Acupuncture	566 Goerig St, Woodland, WA 98674	Woodland	Same	Service	
30.6	Atlas Plumbing Contractors	1819 Schurman Way STE 102, Woodland, WA 98674	Woodland	same	Contractor	
227.8	North Pacific Iron Works LLC	PO Box 130, Woodland, WA 98674	Woodland	1342 Downriver Dr, Unit 6-7, Woodland, WA 98674	Contractor	
299.9	Toby's Bikes	115 Whalen Loop Rd, Woodland, WA 98674	Woodland	627 Park St, Woodland, WA 98674	Retail/Service	
11.6	Acme Electrical Services LLC	PO Box 501, Woodland, WA 98674	Woodland	Same	Contractor	
97.4	Cupbearer DBA Corner Store	163 Wieri Rd, Woodland, WA 98674	Woodland	1697 Lewis River Rd, Woodland, WA 98674	Manufacturer	
241.4	Paul Edwin LLC	PO Box 1378, Woodland, WA 98674	Woodland	1910 Caples Rd, Woodland, WA 98674	Contractor	
338.5	Woodland Tire	1471 Pacific Ave, Woodland, WA 98674	Woodland	same	Retail/Service	





## Woodland Police Activity Report 1st Qtr, 2013

### WOODLAND POLICE DEPARTMENT

From the Chief of Police // Chief's Memo - Council Report-Quarterly Report Form 1st qtr 2013.doc

### Report to the City Council

TO: Mayor and City Council

From:  Chief Rob Stephenson 



cc :

Date: April 2013

Subject: 2013 Quarterly Report (1st Qtr.)

Here is the 2013 1st quarter report for the Woodland Police Department. It is in the usual format. (This is actually a cumulative year to date, as of March 31st., report.)

WPD officers/staff drove 26,871 miles, handled 1,456 incidents, wrote 325 police reports, issued 217 traffic tickets (of which 39 were criminal events like drunk driving, suspended drivers licenses, et al), gave 373 traffic warnings, and made 75 warrant arrests (ours and others).

51 felony crime arrests were made, 120 misdemeanor arrests were made, and 57 felony crimes and 117 misdemeanor crimes were cleared.

Spillman RMS (our reporting system) shows our incident clearance rate to be 63.36%.

As you look through the various attached reports, you will note that many of the numbers are different for like categories. Remember that each of these reports comes from a different source and the data is searched differently. For instance, Spillman reports only show numbers from actual entered/written police reports. WPD Month End Statistics come from the 911 CAD system and only show those incidents that received an incident (IR or case) number. The Woodland PD Activity report shows actual "boots on the street" statistics as reported by officers/staff. I provide all of this to you as a matter of routine so you can see stuff from different perspectives. It's also more transparent and should give you a better overall feel for



## Woodland Police Activity Report 1st Qtr, 2013

### WOODLAND POLICE DEPARTMENT

From the Chief of Police // Chief's Memo - Council Report-Quarterly Report Form 1st qtr 2013.doc

what's going on.

Also attached is the 1<sup>st</sup> quarter budget report for WPD. The target is to be at or below 25% expenditures. You'll note that, overall, we're at just under 24%, so we're right where we should be.

As you view individual line items, you'll see some that exceed the target percentage. Mostly, this is because we generally make payment in full for a particular item or service at the beginning of the year. As the months progress, a lot of these percentages will fall back into line.

Some of the lines do require comment though. R&M Vehicles (vehicle maintenance and repair) is further along than I'd like to see. The biggest item here was that we had to replace a car transmission. We will continue to watch this category.

You will see that both travel and drug/criminal investigations appear to be way over. From a bookkeeping standpoint, they are. In reality, they are not. We sent an officer to a week long school in Seattle and this school will be, in actuality, paid for out of the drug and alcohol account. This is a funds account that collects fines the court orders for offenses involving alcohol and/or drugs. At some later time, a budget amendment will occur that will straighten out the appearance of the overage in these two line items.

If you have any questions, feel free to ask or contact me.

Thank you.

### Woodland PD Activity Report

NAME	Year to Date			As of End of :				MAR	YR			2013		TOTALS
	DATE ----->	JAN	FEB	MAR	APR	MAY	JUN	JUL	AUG	SEP	OCT	NOV	DEC	
<b>ACTIVITY</b>														
Miles Driven	9979	8329	8563											26871
Calls for Service	477	446	533											1456
Reports Written	122	105	98											325
FI Cards	1	2	5											8
NOI's (Tickets)	51	54	73											178
Verbal Warnings	121	121	131											373
Crim. Traf. Cites	13	12	14											39
Crim. Non-Traf.	21	16	8											45
Warrant Arrests	31	26	18											75
Fel. Adult Arrests	22	19	10											51
Fel. Juv. Arrests	0	0	0											0
Misd. Adult Arrests	50	31	30											111
Misd. Juv. Arrests	2	3	4											9
Fel. Cleared	22	20	15											57
Misd. Cleared	53	37	27											117
Civil Papers	10	2	0											12
<b>HOURS</b>														
Patrol Hours	688	644	621											1953
Initial Call Hours	314	271	294											879
Follow Up Hours	183	106	137											426
Admin. Hours	386	258	264											908
Training Hours	36	83	147											266
Court Hours	0	2	5											7
Other Hours	72	92	106											270
Other Hours Off	0	4	0											4
Sick Hours	1	25	36											62
Vacation Hours	21	12	82											115
Comp Hrs. Used	0	0	0											0
<b>Total Hours</b>	<b>1701</b>	<b>1497</b>	<b>1692</b>	<b>0</b>	<b>0</b>	<b>0</b>	<b>0</b>	<b>0</b>	<b>0</b>	<b>0</b>	<b>0</b>	<b>0</b>	<b>0</b>	<b>4890</b>

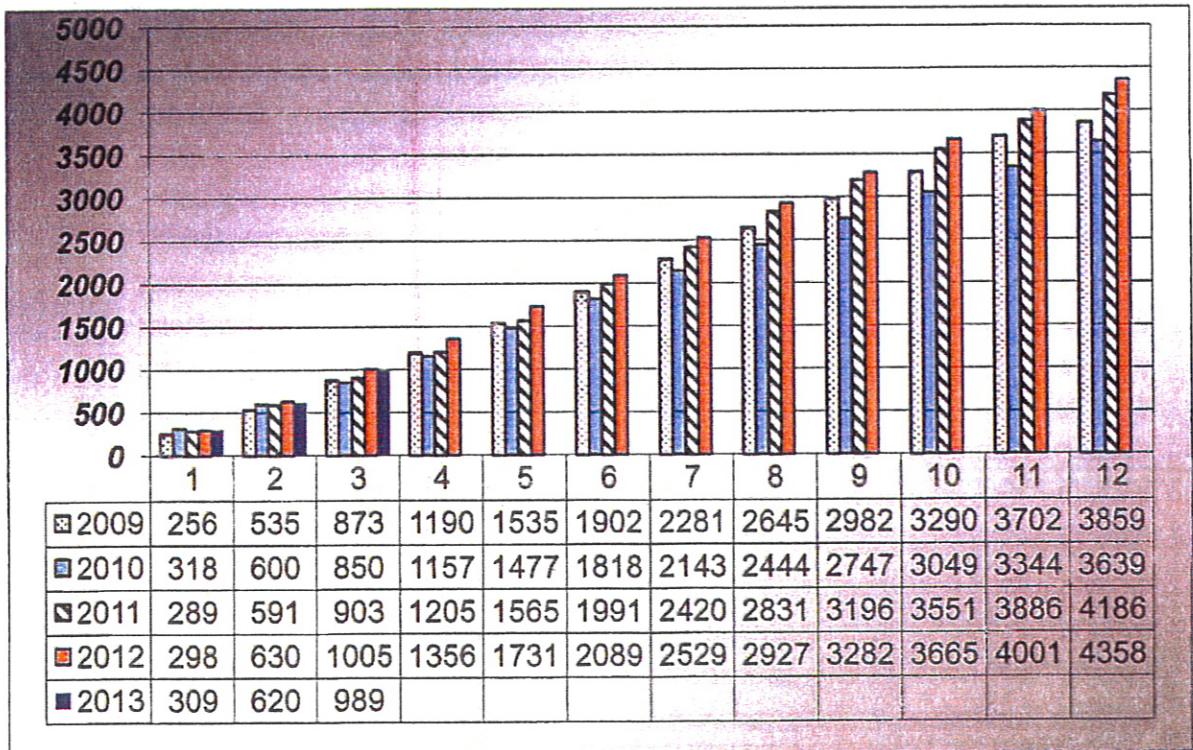
# Woodland Police Department

## Month End Statistics

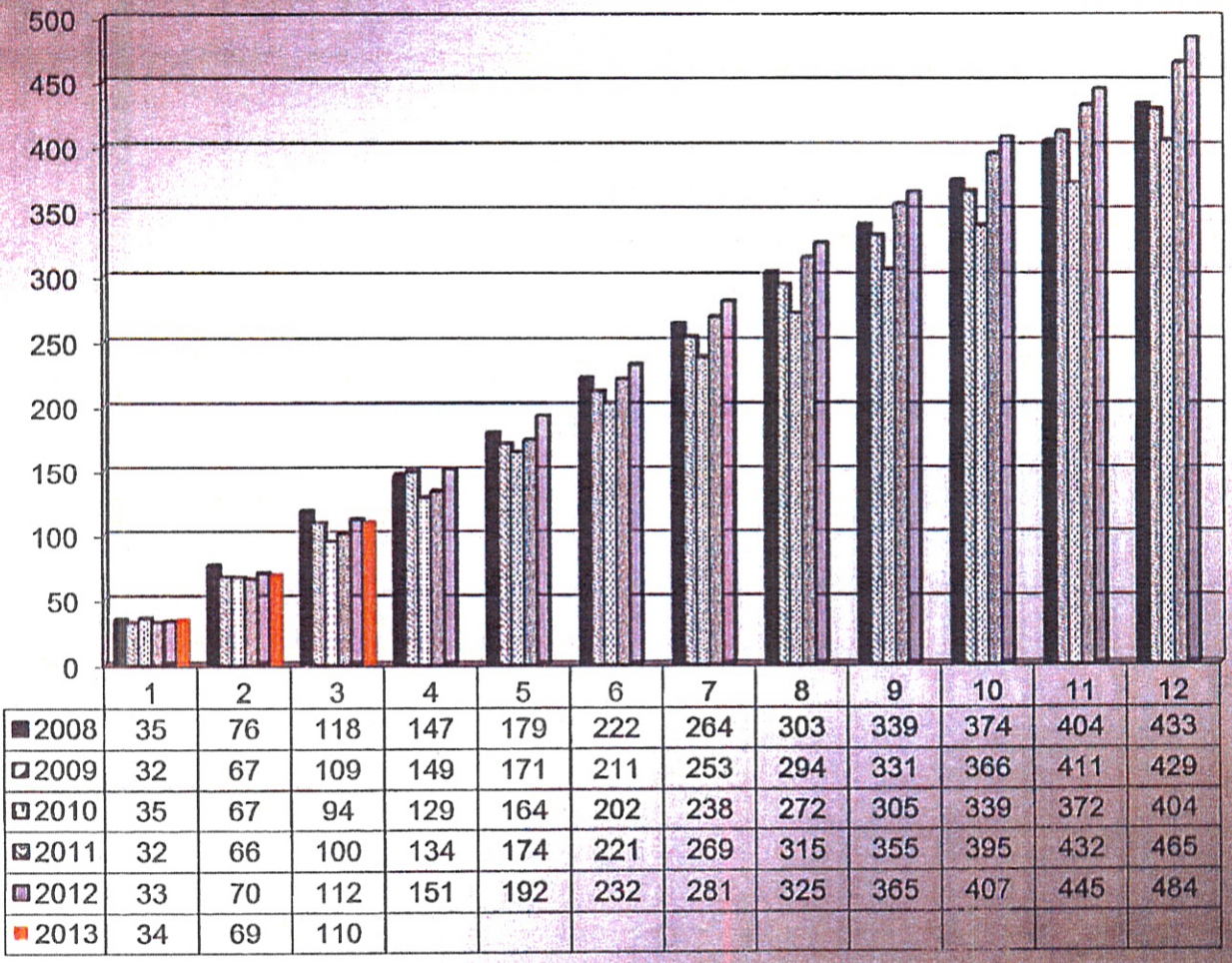
(Only incidents receiving an IR #)

	2009	2010	2011	2012	2013
January	256	318	289	298	309
February	535	600	591	630	620
March	873	850	903	1005	989
April	1190	1157	1205	1356	
May	1535	1477	1565	1731	
June	1902	1818	1991	2089	
July	2281	2143	2420	2529	
August	2645	2444	2831	2927	
September	2982	2747	3196	3282	
October	3290	3049	3551	3665	
November	3702	3344	3886	4001	
December	3859	3639	4186	4358	

Change from Previous Year	-220	547	172		
---------------------------	------	-----	-----	--	--



Call to Officer Ratio



WOODLAND POLICE

Count of Events per Event Type for Tuesday 01/01/2013 thru Sunday 03/31/2013

WOODLAND POLICE DEPARTMENT

WOODLAND, WA 98674

Event	Count	Nature
350	112	911 HANG-UP
410	96	AGENCY ASSIST
105	37	ALARMS
200	10	ANIMAL COMPLAINT
040	13	ASSAULT
300	32	ATL-ATC-VIGIL-S/B
370	2	BLDG. SECURITY CHECK
755	0	BOAT/LAKE/PARKS
600	22	CIVIL PROBLEM
765	1	CLIF
055	5	COMMERCIAL BURGLARY
760	36	CRIMINAL TRAFFIC
215	32	DISTURBANCE/UNWANTED
046	14	DV VERBAL OR DVNC
045	5	DV/PHYSICAL
315	16	FIRE/MEDICAL ASSIST
420	9	FOLLOW UP INVESTIGATON
065	10	FORGERY/FRAUD/ID THEFT
705	21	HARASSMENT/THREATS
505	2	INJURY ACCIDENT
140	29	JUVENILE PROBLEM
160	0	LIQUOR VIOLATION
260	12	LOST/FOUND/RETURN PROP.
195	26	MAL. MISCHIEF/VANDALISM
850	34	MISC./INFORMATION
225	11	MISSING PERSON/RUNAWAYS
220	7	NOISE COMPLAINT
500	24	NON-INJURY ACCIDENT
605	12	PAPER SERVICE
900	3	PART-1 CRIME
550	28	PUBLIC ASSIST
075	5	RECOVER/LOCATE VEH.
050	6	RESIDENTIAL BURGLARY
070	9	STOLEN VEHICLE
280	81	SUSPICIOUS CIRCUMSTANCES
080	38	THEFT
750	50	TRAFFIC COMPLAINT
085	11	VEHICLE PROWL
555	25	VEHICLE UNLOCK
150	6	VUCSA/NARCOTICS
295	49	WARRANT SERVICE
345	41	WELFARE CHECK
	982	TOTAL

04/10/13  
15:13

WOODLAND POLICE DEPARTMENT  
Law Incidence Clearance Statistics Report, by Agency

1003  
Page: 1

Offense	# Inci	# Act	% Act	# InAc	% InAc	# Clrd	% Clrd
-----							
AGENCY: WOODLAND POLICE DEPARTMENT							
-----							
	3	1	33.33	1	33.33	0	0
Accident Other	4	0	0	3	75	1	25
Assault No Weapon, Agg Injury	1	0	0	0	0	1	100
Alcohol Offense	2	0	0	0	0	2	100
arson other struct uninhab	1	0	0	1	100	0	0
Assault, Other Weapon	1	0	0	0	0	1	100
Assault 4th DV	4	0	0	1	25	3	75
Assault 4th	2	0	0	0	0	2	100
Agency Assist	5	0	0	3	60	1	20
Burglary, non-res, att force	1	0	0	1	100	0	0
Burglary, non-res, forced ent	1	0	0	1	100	0	0
Burglary, non-res, unlawf ent	1	0	0	1	100	0	0
Burglary, Resid, Forcible Ent	2	1	50	0	0	1	50
Bribery	1	0	0	0	0	1	100
Burglary, Resident, Unlawf Ent	3	0	0	2	66.66	1	33.33
Burglary 2	4	0	0	1	25	3	75
Child Abuse or Neglect	1	0	0	1	100	0	0
Civil Problem	1	0	0	1	100	0	0
Rape of a child 2	2	0	0	0	0	1	50
CS/Poss Drug Paraphernalia	4	0	0	0	0	4	100
CS/Possess Heroin	2	0	0	0	0	2	100
CS/Possess Marijuana	1	0	0	0	0	1	100
CS/Possess Methamphetamine	2	0	0	0	0	2	100
CS/Posess Synthetics	1	0	0	0	0	1	100
CS/Sale/Manuf Heroin	1	1	100	0	0	0	0
Disorderly Conduct	2	0	0	1	50	1	50
Death Investigation	2	0	0	2	100	0	0
Disturbance/Dispute	1	0	0	0	0	1	100
DUI Alcohol or Drugs	13	0	0	0	0	13	100
Domestic Violence Involved	1	0	0	0	0	1	100
Domestic Violence Mal Mischief	1	0	0	0	0	1	100
Domestic Violence No Crime	5	0	0	4	80	1	20
Driving While License Sus/Rev	28	1	3.571	0	0	27	96.42
Warrant of Arrest Felony	14	0	0	0	0	14	100
Fraud-Impersonation	2	0	0	1	50	1	50
Forgery/Counterfeiting	3	0	0	0	0	3	100
Fraud-Other	2	0	0	1	50	1	50
Harrassment	3	0	0	2	66.66	1	33.33
Hit and Run Property Damage	1	0	0	0	0	1	100
Information	1	0	0	1	100	0	0
Intimidate a witness	1	0	0	0	0	1	100
ITA Medical Protective Custody	1	0	0	1	100	0	0
Juvenile Runaway	16	2	12.5	10	62.5	4	25
Kidnaping/Abduction	1	0	0	0	0	0	0
Mental Health Involvmnt	1	0	0	1	100	0	0
Illegal possession/consumption	2	0	0	0	0	2	100
Malicious Mischief	18	1	5.555	15	83.33	2	11.11
Obstructing Public Servant	1	0	0	0	0	1	100
Property Other	1	0	0	1	100	0	0
Possession stolen property	3	0	0	0	0	3	100
Resisting Arrest	2	0	0	0	0	2	100
Reckless Endangerment	2	0	0	0	0	2	100
Robbery, Strongarm, Misc.	1	0	0	0	0	1	100

04/10/13  
15:13

WOODLAND POLICE DEPARTMENT  
Law Incidence Clearance Statistics Report, by Agency

1003  
Page: 2

Offense	# Inci	# Act	% Act	# InAc	% InAc	# Clrd	% Clrd
Child sex offense NOT FOR IBR	1	0	0	0	0	1	100
Suicide attempt	2	0	0	2	100	0	0
Traffic Accident Fatal	1	0	0	1	100	0	0
Traffic Accident Hit & Run	2	0	0	0	0	2	100
Traffic Accident Injury	1	0	0	0	0	1	100
Traffic Accident Property	8	0	0	4	50	4	50
Theft Bank/Access/Credit Card	2	0	0	1	50	1	50
Telephone Harassment	1	0	0	0	0	1	100
Traffic Offense	21	0	0	1	4.761	20	95.23
Traffic Other	6	0	0	1	16.66	5	83.33
Theft, Property, Building	1	0	0	1	100	0	0
Theft, Property, From Mtr Veh	13	0	0	13	100	0	0
Theft, Property, Other	9	1	11.11	6	66.66	2	22.22
Theft, property, purse	1	0	0	0	0	1	100
Theft, Property, Shoplifting	15	1	6.666	3	20	11	73.33
Trespass of Real Property	1	0	0	0	0	1	100
Theft, Vehicle: Automobile	7	1	14.28	6	85.71	0	0
Urinating in public	2	0	0	0	0	2	100
Vandalism/Destruct/Damage Prop	1	0	0	1	100	0	0
Violate Protection order	1	0	0	0	0	1	100
Violate No-contact Order	3	0	0	1	33.33	2	66.66
Violate Protection Order DV	2	0	0	0	0	2	100
Vehicle Prowl	4	0	0	4	100	0	0
Recovered Stolen Vehicle	5	0	0	4	80	1	20
Welfare Check	2	0	0	1	50	0	0
Warrant of Arrest (MISD,GMID)	40	0	0	0	0	40	100
Weapons Offense	1	0	0	0	0	1	100
For this Agency:	333	10	3.003	107	32.13	211	63.36

-----  
Total Incidents for This Report: 333  
-----

Report includes:

All dates between `00:00:01 01/01/13` and `23:59:59 03/31/13`  
All agencies matching `WDPD`  
All locations  
All offenses observed  
All offenses reported  
All responsible officers  
All offense codes  
-----

\*\*\* End of Report /tmp/rpt-6alMa-rplwics.r1\_1 \*\*\*



WOODLAND POLICE

Count of Events per Areas Tuesday 01/01/2013 thru Sunday 03/31/2013

WOODLAND POLICE DEPARTMENT

WOODLAND, WA 98674

Area	Count	Description
099	89	COUNTYWIDE/OUT OF COUNTY
600	27	CITY HALL/CITY PROPERTY
660	427	DOWNTOWN AREA
663	104	CITY WEST OF RR TRACKS
665	17	NW AREA
670	122	EAST SIDE BUSINESS
675	17	TRUCK SHOPS AREA
680	175	EAST RESIDENTIAL AREAS
735	4	LEWIS RIVER AREA
	982	TOTAL

04/10/13  
15:12

WOODLAND POLICE DEPARTMENT  
Law Incident Analysis, Time Reported

1003  
Page: 1

Hour	Monday	Tuesday	Wednesday	Thursday	Friday	Saturday	Sunday	Total
00:00-00:59	0	6	0	1	1	2	2	12
01:00-01:59	3	1	0	0	2	5	6	17
02:00-02:59	1	1	0	0	1	2	0	5
03:00-03:59	2	0	1	0	0	0	0	3
04:00-04:59	0	0	0	0	2	0	0	2
05:00-05:59	2	0	1	0	0	3	0	6
06:00-06:59	1	0	0	0	0	0	1	2
07:00-07:59	0	0	1	1	1	0	1	4
08:00-08:59	1	1	2	6	3	0	2	15
09:00-09:59	2	1	1	2	3	1	0	10
10:00-10:59	2	2	1	3	0	1	0	9
11:00-11:59	0	0	1	1	2	0	0	4
12:00-12:59	0	1	4	2	2	1	0	10
13:00-13:59	3	3	3	2	3	2	0	16
14:00-14:59	4	2	0	0	2	7	2	17
15:00-15:59	2	4	3	1	5	1	2	18
16:00-16:59	2	3	1	2	3	2	0	13
17:00-17:59	5	4	0	2	3	0	1	15
18:00-18:59	2	3	1	1	1	3	1	12
19:00-19:59	1	1	4	3	2	0	2	13
20:00-20:59	0	1	0	3	0	3	2	9
21:00-21:59	0	1	4	0	2	1	0	8
22:00-22:59	0	0	0	1	4	2	0	7
23:00-23:59	3	1	2	1	2	2	2	13
Total by Day	36	36	30	32	44	38	24	240

Report Includes:

All dates between `00:00:01 01/01/13` and `23:59:59 03/31/13`  
All agencies matching `WDPD`  
All offenses observed  
All offenses reported  
All offense codes  
All nature of incidents  
All location codes

\*\*\* End of Report /tmp/rpt--aeya-rplwia.rl\_1 \*\*\*



# Expenditure

GRANT/FUND(S) CENTER	Title	Period	Fiscal	Budget	% of Total	Balance
<b>Law Enforcement</b>						
<b>Administration</b>						
001-000-020-521-10-10-00	Salaries	\$70,589.40	\$209,464.55	\$917,235.00	22.84%	\$707,770.45
001-000-020-521-10-20-00	Personnel Benefits	\$35,507.01	\$99,584.04	\$407,523.00	24.44%	\$307,938.96
001-000-020-521-10-31-00	Operating Supplies	\$1,053.10	\$2,110.30	\$4,000.00	52.76%	\$1,889.70
001-000-020-521-10-32-00	Fuel Consumed	\$2,479.31	\$6,156.47	\$30,000.00	20.52%	\$23,843.53
001-000-020-521-10-42-10	Communications - Spillman	\$5,330.59	\$6,232.37	\$11,000.00	56.66%	\$4,767.63
001-000-020-521-10-43-00	Travel	\$443.95	\$443.95	\$250.00	177.58%	(\$193.95)
001-000-020-521-10-48-00	R & M/Radios	\$0.00	\$1,515.49	\$2,500.00	60.62%	\$984.51
001-000-020-521-10-48-01	R & M/Vehicles	\$690.21	\$4,039.54	\$8,000.00	50.49%	\$3,960.46
001-000-020-521-10-49-00	Miscellaneous	\$212.12	\$1,362.62	\$3,000.00	45.42%	\$1,637.38
<b>Total Administration</b>		<b>\$116,305.69</b>	<b>\$330,909.33</b>	<b>\$1,383,508.00</b>	<b>23.92%</b>	<b>\$1,052,598.67</b>
<b>Police Operations</b>						
<b>Investigation</b>						
001-000-020-521-21-49-00	Drug/Criminal Investigations	\$614.84	\$614.84	\$100.00	614.84%	(\$514.84)
<b>Total Investigation</b>		<b>\$614.84</b>	<b>\$614.84</b>	<b>\$100.00</b>	<b>614.84%</b>	<b>(\$514.84)</b>
<b>Total Police Operations</b>		<b>\$614.84</b>	<b>\$614.84</b>	<b>\$100.00</b>	<b>614.84%</b>	<b>(\$514.84)</b>
<b>Training</b>						
001-000-020-521-40-49-00	Training	\$795.00	\$920.00	\$5,000.00	18.40%	\$4,080.00
<b>Total Training</b>		<b>\$795.00</b>	<b>\$920.00</b>	<b>\$5,000.00</b>	<b>18.40%</b>	<b>\$4,080.00</b>
<b>Other Services</b>						
001-000-020-521-91-31-00	Evidence Room Supplies	\$0.00	\$0.00	\$200.00	0.00%	\$200.00
<b>Total Other Services</b>		<b>\$0.00</b>	<b>\$0.00</b>	<b>\$200.00</b>	<b>0.00%</b>	<b>\$200.00</b>
<b>Total Law Enforcement</b>		<b>\$117,715.53</b>	<b>\$332,444.17</b>	<b>\$1,388,808.00</b>	<b>23.94%</b>	<b>\$1,056,363.83</b>
<b>Detention and/or Correction</b>						
<b>Care And Custody Of Prisoners</b>						
001-000-020-523-60-51-00	Care & Custody of Prisoners	\$7,414.10	\$21,528.28	\$120,000.00	17.94%	\$98,471.72
<b>Total Care And Custody Of Prisoners</b>		<b>\$7,414.10</b>	<b>\$21,528.28</b>	<b>\$120,000.00</b>	<b>17.94%</b>	<b>\$98,471.72</b>

<b>Total Detention and/or Correction</b>	<b>\$7,414.10</b>	<b>\$21,528.28</b>	<b>\$120,000.00</b>	<b>17.94%</b>	<b>\$98,471.72</b>
<b>Communications, Alarms and Dispatch</b>					
001-000-020-528-10-51-00      Dispatching Services	\$0.00	\$21,548.25	\$86,193.00	25.00%	\$64,644.75
<b>Total Communications, Alarms and Dispatch</b>	<b>\$0.00</b>	<b>\$21,548.25</b>	<b>\$86,193.00</b>	<b>25.00%</b>	<b>\$64,644.75</b>

# Building & Planning

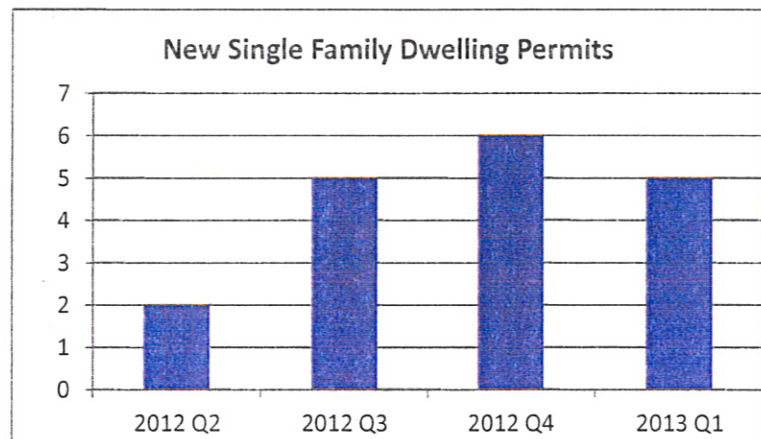
1<sup>st</sup> Quarter Report 2013

*This report summarizes Department activity for the months of January, February and March of 2013. The Building and Planning Department is a division of Public Works and is staffed by Webb Wilbanks, Building Official and Carolyn Johnson, Community Development Planner.*


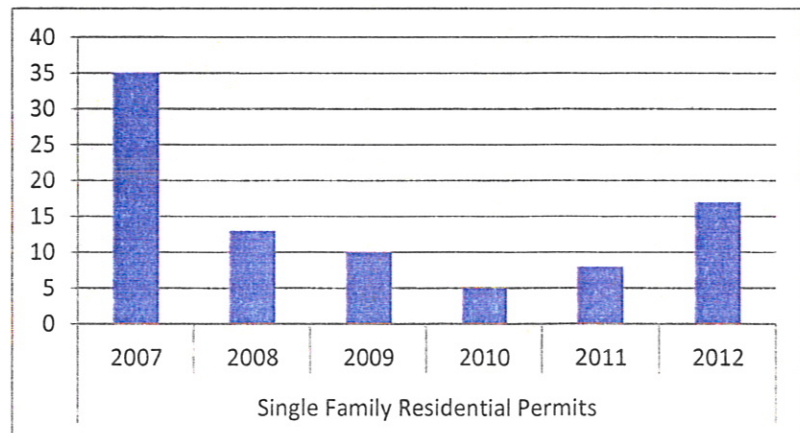
*Amanda Smeller will be joining the Department in mid-May as the new Community Development Planner. Amanda brings with her over five years of planning experience with Skamania County.*

**Our quarterly report will provide you with information about current development trends in the City of Woodland.**

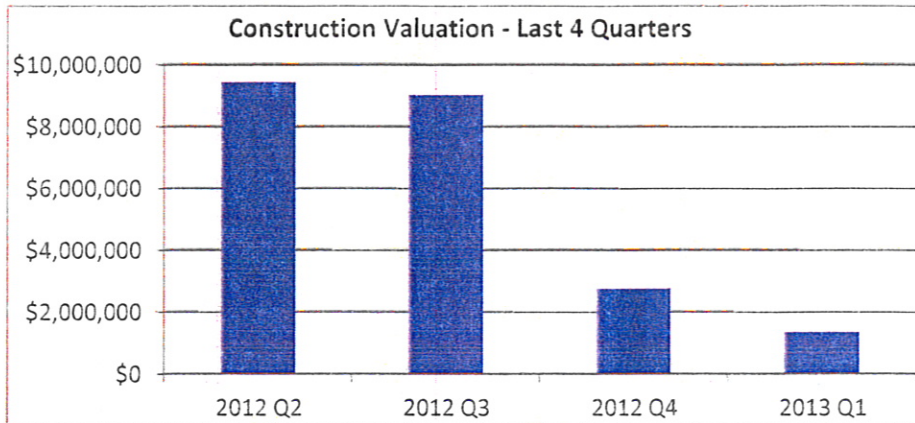
In the First Quarter, the City issued 5 new single family residential building permits.



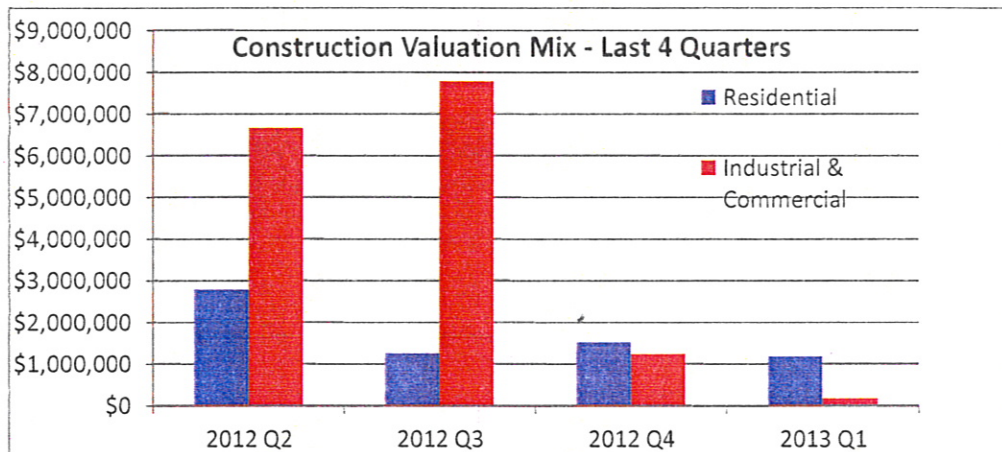
The trend in single family construction over the past six years is shown in the chart below. In 2007, 35 new single family homes were permitted. This number dropped significantly the following year and continued dropping until 2011 when permits numbers began ticking upwards. 2012 saw the highest number of new home starts since 2007.



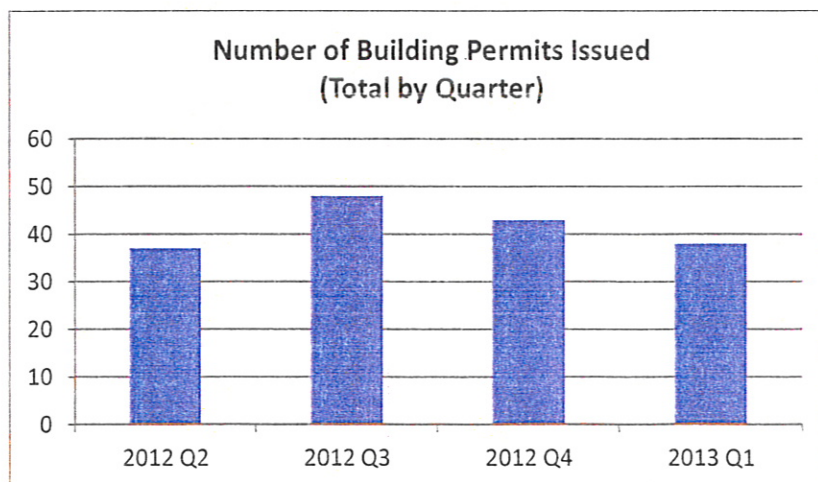
The chart below shows construction valuation trends over the last four quarters.



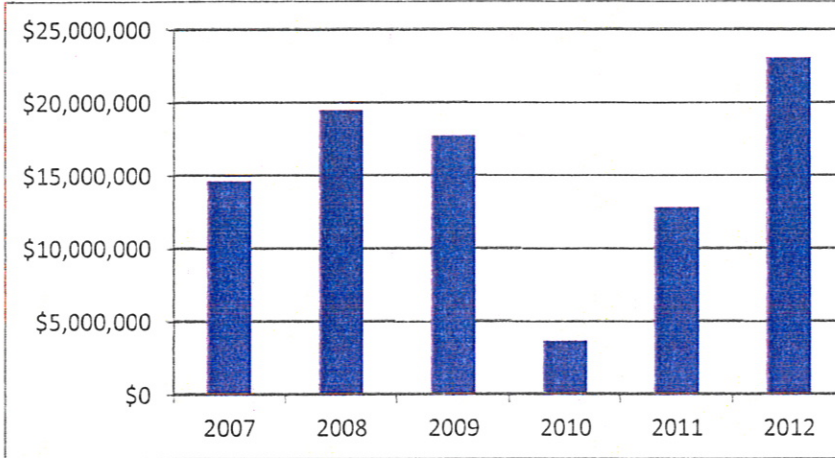
The construction valuation split between residential and industrial/commercial construction is shown below.



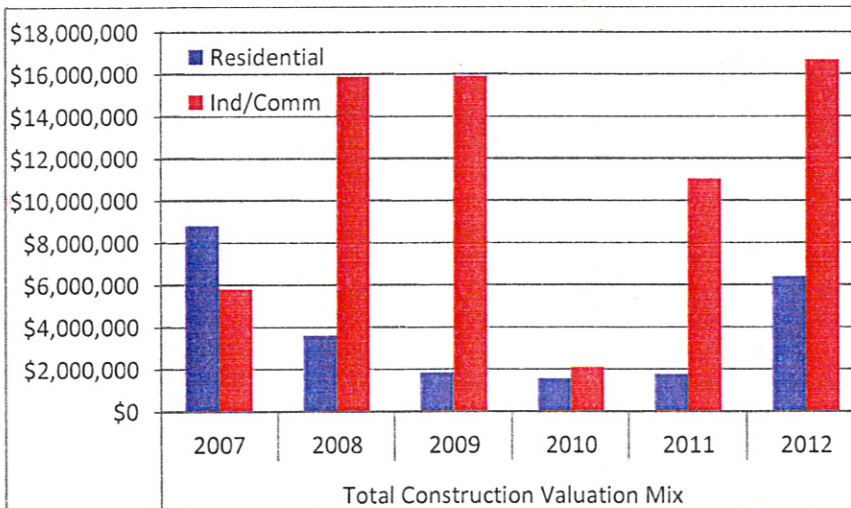
The total number of building permits issued by the Department over the last four quarters is shown below.



Construction value over the last six years is shown below. The increase in 2012 is largely due to large industrial projects such as the Columbia Colstor and Mac Chain expansions.



The share of residential and industrial/commercial construction valuation over the last six years is shown below.



### Land Use Approvals and Permits

Two large public projects were permitted in the 1<sup>st</sup> quarter. Preliminary site plan approval for the new police station at 200 E Scott Avenue was issued 46 days after application materials were received by the Department and just 18 days after a *complete* application was submitted. Preliminary site plan approval for the new Woodland High School was issued 83 days after application materials were received and just 60 days after a *complete* application was submitted.

### Planning Commission Update

During the 1<sup>st</sup> Quarter, the Planning Commission worked on code amendments that would update and expand the list of uses allowed in the Central Business District (C-1) and amendments to code sections dealing with pre-existing uses and structures.

The Planning Commission also held three workshops on Woodland's Shoreline Master Program update.

In March, the Planning Commission and City Council held a joint session meeting where 2013 goals were set.

The Planning Commission welcomed Deborah Deans to their fold in December of 2012 and Deans attended her first Planning Commission meeting in January of 2013.

#### Building Revenues - Budget Recap

Actual Q1 Revenue	Estimated 2013 Revenue	Q1 Revenue as % of Estimated 2013 Revenue
\$ 25,146.32	\$ 235,031.00	10.70%

#### Planning Revenues - Budget Recap

Actual Q1 Revenue	Estimated 2013 Revenue	Q1 Revenue as Percentage of Estimated Revenue
\$ 9,904.57	\$ 24,894.00	39.79%



# 1st Quarter 2013- Public Works Department

Presented to the Woodland City Council and Mayor Laseke

---

During 1st quarter of 2013, the Public Works Department accomplished the following:

## WATER

- Water System Plan – Water System Plan approved by City Council on 1/7/2013. Received review comments from WSDOH in February.
- Performed 20 water shut offs for nonpayment in February.
- Performed water repairs on North Goerig and Beechwood Streets.



North Goerig



Beechwood

- Repaired a major 2" water line leak at America's Family Diner.
- Repaired a broken, leaky water meter at 425 Lake Avenue
- Replaced 3 nonworking water meters.
- Installed 2 water meters at Meriwether subdivision.
- Cross Connection - Attended annual tester meeting and sent reminder letters to all testers requesting business license and other required data. Mailed out 74 test request letters and three repair letters.
- WATER TREATMENT PLANT
  - Completed 2012 Lagoon Cleaning Project in January.
  - Completed 1st application of weed spraying (round-up).



## SEWER

- Worked with Clark County Regional Wastewater District to vector grease and debris from lift stations 3, 6, & 9 in January; 1, 9, & 12 in February; and 4 in March.
- Pulled and repaired pump at lift station 4.
- Performed repairs at lift station 9; replaced softstart modules in panel for both pumps, and replaced one pump
- Did dye test at 340 Gun Club and discovered the home was still on a septic system.
- Repaired the gates at lift stations 6 & 11
- WASTE WATER TREATMENT PLANT
  - Pumped digester and hauled bio-solids in January and March. Hauling was not necessary in February and resulted in a cost savings of approximately \$20,000.
  - Completed NPDES Annual Report Submittals for 2012.
  - Don Gray retired in February.

## STREET

- Guild Road – Operations crew performed final project cleanup including tree relocation, branch trimming, removal of concrete debris, and refurbished the Guild Road Farm sign.
- SR-503 Widening Project – Completed design, received final approval from WSDOH for project, and put project out to bid. Rotschy, Inc. was awarded the project.
- Repaired damage to Woodland View Drive.



Woodland View Drive

- Prepped for winter icing conditions with sander and spraying. Sprayed on January 7, 14, and 22
- Removed two large poplar trees on Howard Way that were beginning to cause sidewalk damage.
- Completed tree trimming projects on East Scott near the cemetery and at the seawall.
- Responded to report of downed streetlight pole on Guild Road. Issued small works project to NE Electric for repairs. City will be reimbursed by private insurance company.
- Repaired sink hole in the 700 block of Washington Street caused by a collapsed wooden water main.

- Cleaned the Gun Club ditch with backhoe to alleviate drainage problems.
- Worked with Cowlitz County to remove trees and brush in the right-of-way at the intersection of Old Pacific Highway and Green Mountain Road.
- Began applying Casoron in landscaped areas around town.
- Began miscellaneous sign repairs in February.

#### PARKS

- The Horseshoe Lake Management Committee - Requested 2013 budget assistance from Cowlitz and Clark counties to begin E. coli testing (started in February).
- Installed 16' gate to block access to Goerig Park.
- Placed wooden chips at Hoffman Park.
- Replaced the rotten wood decking on the park mower trailer with steel grate.
- Started annual mowing at the parks, sea wall, Public Works office, WTP, WWTP, and City Hall.
- Took down, repaired, painted, and reinstalled the Horseshoe Lake Park sign on Goerig.
- Prepared Horseshoe Lake Park for the annual Easter Egg Hunt.

#### FACILITIES

- New Police Station - Performed site cleanup including weed eating, mowing, and debris pickup. Moved forward with completing design of police station.
- Public Works Office - Resolved plumbing issues, septic tank was located and then pumped.

#### OTHER

- Completed Christmas tree chipping (approximately 1,350 trees).
- Removed and reinstalled transmission for police vehicle, replaced the rear brakes on the Building Department truck.
- Constructed wooden roll file boxes for Building & Planning.
- Began required employee performance evaluations.
- Supervised three community service workers helping with garbage & limb pickup, weed eating, leaf raking, truck washing, and miscellaneous cleaning duties at the shop, WTP, and WWTP.
- Safety watched and on two-day standby assisting Comcast with bore under Goerig Street.
- Training - Tyler Lee took and passed his Water Distribution Specialist I test. Sent in paperwork to allow Dennis Ripp to do CDL training. Other training as follows:
  - Pesticide Training, Jan. 3-4 - Ripp, Choate
  - APWA Accreditation Self-Assessment Class – Feb. 1, Stepp
  - Pesticide Training, Feb. 4-5 - Peterson, Cook
  - CASC, When Bad Things Happen to Bids, Feb. 21 - Stepp, Bartkowski
  - Forklift Training, Feb 26. - Ripp, Morgan, Choate, Peterson, Cook, Oliver, Summers, Lee, Amburgey
  - AWWA Subsection Training (tour new Longview WTP), Feb. 14 - Ripp, Peterson, Cook, Lee
  - WOW Conference, Mar. 25-28 - Ripp, Summers
  - APWA, NW Public Works Institute, Jan. 12-15 - Ingle

- Completed seawall installation exercise in conjunction with Dale Boon and the Cowlitz County Diking District. This will be completed once every three years.



#### Seawall Deployment

- Responded to 47 locates in Cowlitz County and two in Clark County.
- Responded to 5 citizen service order requests, all were regarding streets.
- Transitioned to City wide complaint system in February.



## Code Enforcement 2013 1st Quarter Report

### Complaints

#### Total 2013, 1st Quarter Complaints:

Received:	75
Resolved:	75
Pending:	0

#### 2012 Complaints from 4th Quarter Resolved in 2013- 1st Quarter:

No pending complaints from 2012

### Civil Infractions

Resolved:	0
Pending:	0

#### Projects Accomplished:

Land Use Violation, Site Standards, corrected at 1441 Guild Road.  
Lien for cost of abatement claimed by the city for property located at 989 Park Street was satisfied.

DATE:	CASE NUMBER:	VIOLATION LOCATION:	COMPLAINT TYPE:	CODE SECTION:	
12/31/2012	13-001	1937 Hawthorne Court Woodland, WA	OTHER	WMC 17 Zoning	17.16 LDR
1/2/2013	13-002	Various	POSTINGS/SIGNS	WMC 17 Zoning	17.52 SIGN REQUIREMENTS
12/21/2012	13-003	9555 Old Pacific Hwy Woodland, WA	ZONING	WMC 17 Zoning	17.48 ODORS
1/2/2013	13-004	438 Washington Street Woodland, WA	OBSTRUCTION	WMC 9 Public Peace, Morals and Welfare	9.36.070 PEDESTRAIN INTERI
1/2/2013	13-005	557 Washington Street Woodland, WA	OBSTRUCTION	WMC 9 Public Peace, Morals and Welfare	9.36.070 PEDESTRAIN INTERI
1/2/2013	13-006	779 Washington Street Woodland, WA	OBSTRUCTION	WMC 9 Public Peace, Morals and Welfare	9.36.070 PEDESTRAIN INTERI
1/2/2013	13-007	431 Washington Street Woodland, WA	OBSTRUCTION	WMC 9 Public Peace, Morals and Welfare	9.36.070 PEDESTRAIN INTERI
1/2/2013	13-008	427 Washington Street Woodland, WA	OBSTRUCTION	WMC 9 Public Peace, Morals and Welfare	9.36.070 PEDESTRAIN INTERI
1/2/2013	13-009	424 Washington Street Woodland, WA	OBSTRUCTION	WMC 9 Public Peace, Morals and Welfare	9.36.070 PEDESTRAIN INTERI
1/2/2013	13-010	542 Washington Street Woodland, WA	OBSTRUCTION	WMC 9 Public Peace, Morals and Welfare	9.36.070 PEDESTRAIN INTERI
1/5/2013	13-011	Cowlitz County Parcel 507820100 Woodland, WA	ZONING	WMC 17 Zoning	17.48.100 ODORS
1/4/2013	13-012	549 Park Street Woodland, WA	OTHER	WMC 17 Zoning	OTHER
1/9/2013	13-013	1441 Guild Road Woodland, WA	LAND USE VIOLATION	WMC 17 Zoning	17.44.160 SITE STANDARDS
12/22/2012	13-014	1342 Down River Drive Woodland, WA	LAND USE VIOLATION	WMC 17 Zoning	17.48.060 VIBRATION, 17.48.
12/22/2012	13-015	1342 Down River Drive Woodland, WA	LAND USE VIOLATION	WMC 17 Zoning	17.48.060 VIBRATION
1/11/2013	13-016	1052 Frazier Road Woodland, WA	OBSTRUCTION	WMC 13 Water and Sewage	13.04 WATER REGULATIONS
1/14/2013	13-017	143 Davidson Ave Woodland, WA	POSTINGS/SIGNS	WMC 17 Zoning	17.52 SIGN REQUIREMENTS
1/15/2013	13-018	Pacific at Columbia Street Woodland, WA	POSTINGS/SIGNS	WMC 17 Zoning	17.52 SIGN REQUIREMENTS
1/15/2013	13-019	166 Mable Lane Woodland, WA	OBSTRUCTION	WMC 9 Public Peace, Morals and Welfare	9.36.070 PEDESTRAIN INTERI
1/14/2013	13-020	Various	POSTINGS/SIGNS	WMC 17 Zoning	17.52 SIGN REQUIREMENTS
1/15/2013	13-021	State Property right of way Woodland, WA	POSTINGS/SIGNS	WMC 17 Zoning	17.52 SIGN REQUIREMENTS
1/15/2013	13-022	1342 Down River Drive #6 and #7 Woodland, WA	BUSINESS VIOLATION	WMC 5 Business Licenses and Regulations	5.04 BUSINESS LICENSES
1/15/2013	13-023	1342 Down River Drive Woodland, WA	BUSINESS VIOLATION	WMC 5 Business Licenses and Regulations	5.04 BUSINESS LICENSES
1/16/2013	13-024	Utility Bill notation re garbage can placement Woodland, WA	OBSTRUCTION	WMC 9 Public Peace, Morals and Welfare	9.36.070 PEDESTRAIN INTERI
1/22/2013	13-025	2042 Ambassador Ave Woodland, WA	ANIMAL VIOLATION	WMC 7 Animals	OTHER
1/22/2013	13-026	2000 block of Ambassador Ave Woodland, WA	PARKING VIOLATION	WMC 10 Vehicles and Traffic	10.56 STOPPING, STANDING,
1/29/2013	13-027	166 Bozarth Ave Woodland, WA	WATER VIOLATION	WMC 13 Water and Sewage	13.04 WATER REGULATIONS
1/31/2013	13-028	1473 N. Goerig Street Woodland, WA	ZONING	WMC 17 Zoning	OTHER
1/24/2013	13-029	2155 Dahlia Street Woodland, WA	OBSTRUCTION	WMC 9 Public Peace, Morals and Welfare	9.36.070 PEDESTRAIN INTERI
1/24/2013	13-030	220 Pine Street Woodland, WA	OBSTRUCTION	WMC 8 Health and Sanitation	8.08 GARBAGE COLLECTION /

Case Log

DATE:	CASE NUMBER:	VIOLATION LOCATION:	COMPLAINT TYPE:	CODE SECTION:	
1/24/2013	13-031	323 Pine Street Woodland, WA	OBSTRUCTION	WMC 8 Health and Sanitation	8.08 GARBAGE COLLECTION
1/24/2013	13-032	1983 Meadowood Loop Woodland, WA	OBSTRUCTION	WMC 8 Health and Sanitation	8.08 GARBAGE COLLECTION
1/24/2013	13-033	1967 Meadowood Loop Woodland, WA	OBSTRUCTION	WMC 8 Health and Sanitation	8.08 GARBAGE COLLECTION
1/24/2013	13-034	1931 Meadowood Loop Woodland, WA	OBSTRUCTION	WMC 8 Health and Sanitation	8.08 GARBAGE COLLECTION
1/24/2013	13-035	1921 Meadowood Loop Woodland, WA	OBSTRUCTION	WMC 8 Health and Sanitation	8.08 GARBAGE COLLECTION
1/24/2013	13-036	1953 Meadowood Loop Woodland, WA	OBSTRUCTION	WMC 8 Health and Sanitation	8.08 GARBAGE COLLECTION
1/24/2013	13-037	327 Maple Street Woodland, WA	OBSTRUCTION	WMC 8 Health and Sanitation	8.08 GARBAGE COLLECTION
1/29/2013	13-038	781 Washington Street #2 Woodland, WA	NUISANCE HEALTH AND SAFETY	WMC 8 Health and Sanitation	8.12 NUISANCES
2/11/2013	13-039	Goerig Street Woodland, WA	POSTINGS/SIGNS	WMC 17 Zoning	17.52 SIGN REQUIREMENTS
1/28/2013	13-040	441 Columbia Street #C Woodland, WA	OCCUPIED TRAILER	WMC 17 Zoning	17.48 PERFORMANCE STANC
2/12/2013	13-041	Pacific Ave at Columbia Street Woodland, WA	POSTINGS/SIGNS	WMC 17 Zoning	17.52 SIGN REQUIREMENTS
2/12/2013	13-042	781 Washington Srteet #1 Woodland, WA	NUISANCE HEALTH AND SAFETY	WMC 9 Public Peace, Morals and Welfare	9.36.070 PEDESTRAIN VEHIC
2/12/2013	13-043	781 Washington Street #3 Woodland, WA	NUISANCE HEALTH AND SAFETY	WMC 9 Public Peace, Morals and Welfare	9.36.070 PEDESTRAIN VEHIC
2/12/2013	13-044	781 Washington Street #5 Woodland, WA	NUISANCE HEALTH AND SAFETY	WMC 9 Public Peace, Morals and Welfare	9.36.070 PEDESTRAIN VEHIC
2/12/2013	13-045	781 Washington Street #6 Woodland, WA	NUISANCE HEALTH AND SAFETY	WMC 9 Public Peace, Morals and Welfare	9.36.070 PEDESTRAIN VEHIC
2/11/2013	13-046	441 Columbia Street Woodland, WA (411)	NOISE	WMC 17 Zoning	17.36 C-2
2/25/2013	13-047	Various	POSTINGS/SIGNS	WMC 17 Zoning	17.52 SIGN REQUIREMENTS
2/13/2013	13-048	989 Park Street Woodland, WA	OTHER/LIEN INFORMATION	OTHER	OTHER
2/11/2013	13-049	Various Woodland, WA	POSTINGS/SIGNS	WMC 17 Zoning	17.52 SIGN REQUIREMENTS
2/13/2013	13-050	941 Hoffman Street Woodland, WA	ANIMAL VIOLATION	WMC 7 Animals	7.04 DOGS, CATS AND OTHE
2/20/2013	13-051	210 Tsugawa Court Woodland, WA	OBSTRUCTION	WMC 8 Health and Sanitation	8.08 GARBAGE COLLECTION
2/20/2013	13-052	440 Twin Flower Drive Woodland, WA	OBSTRUCTION	WMC 9 Public Peace, Morals and Welfare	9.36.070 PEDESTRAIN INTER
2/21/2013	13-053	170 Dehning Drive Woodland, WA	OBSTRUCTION	WMC 8 Health and Sanitation	8.08 GARBAGE COLLECTION
2/21/2013	13-054	145 Dehning Drive Woodland, WA	OBSTRUCTION	WMC 8 Health and Sanitation	8.08 GARBAGE COLLECTION
2/22/2013	13-055	781 Washington Street #2 and area near street Wo	NUISANCE HEALTH AND SAFETY	WMC 8 Health and Sanitation	8.08 GARBAGE COLLECTION
2/25/2013	13-056	9555 Old Pacific Hwy Woodland, WA	ZONING	WMC 17 Zoning	17.44 I-1
3/4/2013	13-057	Various	POSTINGS/SIGNS	WMC 17 Zoning	17.52 SIGN REQUIREMENTS
3/11/2013	13-058	219 Pine Street Woodland, WA	OBSTRUCTION	WMC 9 Public Peace, Morals and Welfare	9.36.070 PEDESTRAIN INTEP
3/11/2013	13-059	202 Pine Street Woodland, WA	OBSTRUCTION	WMC 9 Public Peace, Morals and Welfare	9.36.070 PEDESTRAIN INTEP
3/11/2013	13-060	292 Pine Street Woodland, WA	OBSTRUCTION	WMC 9 Public Peace, Morals and Welfare	9.36.070 PEDESTRAIN INTEP

DATE:	CASE NUMBER:	VIOLATION LOCATION:	COMPLAINT TYPE:	CODE SECTION:	CI
3/13/2013	13-061	220 Pine Street Woodland, WA	OBSTRUCTION	WMC 9 Public Peace, Morals and Welfare	9.36.070 PEDESTRAIN INTERF
3/11/2013	13-062	Various	POSTINGS/SIGNS	WMC 17 Zoning	17.52 SIGN REQUIREMENTS
3/18/2013	13-063	608 Beechwood Street Woodland, WA	OBSTRUCTION	WMC 9 Public Peace, Morals and Welfare	9.36.070 PEDESTRAIN VEHICL
3/18/2013	13-064	Various	POSTINGS/SIGNS	WMC 17 Zoning	17.52 SIGN REQUIREMENTS
3/18/2013	13-065	650 Bozarth Ave Woodland, WA	NUISANCE	WMC 8 Health and Sanitation	8.12 NUISANCES
3/21/2013	13-066	781 Washington Street Woodland, WA	NUISANCE HEALTH AND SAFETY	WMC 8 Health and Sanitation	8.12 NUISANCES
3/26/2013	13-067	560 Bozarth Axe Woodland, WA	NUISANCE HEALTH AND SAFETY	WMC 8 Health and Sanitation	8.04 VEGETATION
3/21/2013	13-068	441 Columbia Street Woodland, WA	NOISE	WMC 17 Zoning	17.36 C-2
3/21/2013	13-069	441 Columbia Street #B Woodland, WA	NOISE	WMC 17 Zoning	17.36 C-2
3/21/2013	13-070	441 Columbia Street #C Woodland, WA	NOISE	WMC 17 Zoning	17.36 C-2
3/26/2013	13-071	441 Columbia Street Woodland, WA	NOISE	WMC 17 Zoning	17.36 C-2
3/26/2013	13-072	Right of Way Woodland, WA	POSTINGS/SIGNS	WMC 17 Zoning	17.52 SIGN REQUIREMENTS
3/28/2013	13-073	441 Columbia Street #B Woodland, WA	BUSINESS VIOLATION	WMC 5 Business Licenses and Regulations	5.04 BUSINESS LICENSES
3/28/2013	13-074	441 Columbia Street #C Woodland, WA	BUSINESS VIOLATION	WMC 5 Business Licenses and Regulations	5.04 BUSINESS LICENSES
3/28/2013	13-075	409 3rd Street Woodland, WA	OBSTRUCTION	WMC 9 Public Peace, Morals and Welfare	OTHER UNFOUNDED
<del>4/3/2013</del>	<del>13-076</del>	<del>628 Goerig Street Woodland, WA</del>	OBSTRUCTION	WMC 9 Public Peace, Morals and Welfare	OTHER UNFOUNDED
<del>4/9/2013</del>	<del>13-077</del>	<del>State and City right of ways Woodland, WA</del>	POSTINGS/SIGNS	WMC 17 Zoning	17.52 SIGN REQUIREMENTS
<del>4/9/2013</del>	<del>13-078</del>	<del>Various</del>	POSTINGS/SIGNS	WMC 17 Zoning	17.52 SIGN REQUIREMENTS