



2nd Quarter

**2018 DEPARTMENT
REPORTS**

Presented to the City Council 9/17/2018

- **Cash & Investments 06/30/2018**
- **Revenue to 06/30/2018**
- **Expenditure to 06/30/2018**


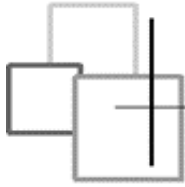


Table of Contents

Description		Page
Cash & Investments 6/30/2018		2
Revenue Comparison	6/30/2018 to 6/30/2017	4
Expenditure Comparison	6/30/2018 to 6/30/2017	15
001 General Fund	Legislative, Judicial, Executive	15
	Finance/Administrative/Clerk	16
	Legal Services	16
	Civil Service (Commission)	16
	General Facilities	16-17
	Community Development/Planning	17
	Community Development/Building	17-18
	Police (<i>also see Capital Outlay pg 20</i>)	18-19
	Code Enforcement	19
	Fire/CCFR	19
	Non-Expenditures	19-20
	C/O Capital Outlay – various General Fund depts	20
	Transfers Out	20
	C/O Copiers	20
	Total 001 General Fund	20
101 Park Fund		21
104 Street Fund		21-22
105 Document Recording Fee Fund		22
107 Hotel Motel Tax		22-23
228 LTGO 2012	Land, Police Station	23
229 LTGO 2013	Police Station/Public Safety	23
230 LTGO 2017	Fire Station	23
301 Capital Project Reserve-General	REET, Sales Tax, Gambling Tax	23-24
304 Equipment Acquisition Reserve		24
319 Public Safety Fund	Fire Station Construction	24
320 Sidewalk Project		24
324 Scott Ave Reconnection		24-25
325 SR503/Scott Ave Intersection		25
326 S. Woodland Safe Routes to Schools		25
327 SR503/CC Street Project		25
351 Impact Fees: Fire		25
352 Impact Fees: Park		25
353 Impact Fees: Transportation		25

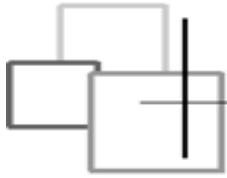


Cash and Investment Activity

Period: 2018 - June

Fund	Beginning Cash	Beginning Investments	Activity In	Activity Out	Ending Cash	Ending Investments	Ending Balance
001 Current Expense	\$125,731.23	\$283,084.66	\$365,579.54	\$330,474.29	\$160,836.48	\$283,101.72	\$443,938.20
002 Petty Cash/Change Funds	\$950.00	\$0.00	\$0.00	\$0.00	\$950.00	\$0.00	\$950.00
003 Advance Travel Revolving Fund	\$2,000.00	\$0.00	\$0.00	\$0.00	\$2,000.00	\$0.00	\$2,000.00
101 Park	\$18,638.96	\$0.00	\$13,936.04	\$18,541.09	\$14,033.91	\$0.00	\$14,033.91
104 Street	\$100,190.70	\$206,850.00	\$84,133.21	\$66,998.71	\$117,325.20	\$206,850.00	\$324,175.20
105 Document Recording Fee	\$6,019.84	\$0.00	\$0.00	\$6,000.00	\$19.84	\$0.00	\$19.84
107 Hotel/Motel Tax	\$10,815.79	\$24,750.00	\$31,761.34	\$0.00	\$42,577.13	\$24,750.00	\$67,327.13
228 LTGO 2012	\$74,881.36	\$210,000.00	\$26,007.19	\$0.00	\$100,888.55	\$210,000.00	\$310,888.55
229 LTGO 2013	\$29,873.26	\$50,000.00	\$1,102.26	\$0.00	\$30,975.52	\$50,000.00	\$80,975.52
230 LTGO 2017 (Fire Station)	\$3,878.32	\$25,000.00	\$3,655.00	\$0.00	\$7,533.32	\$25,000.00	\$32,533.32
300 Park Acquisition/Improvement	\$0.00	\$0.00	\$0.00	\$0.00	\$0.00	\$0.00	\$0.00
301 Capital Project Reserve: General	\$2,067.19	\$896,953.35	\$61,802.40	\$11,683.62	\$52,185.97	\$896,953.35	\$949,139.32
304 Equipment Acquisition Reserve	(\$26,770.92)	\$28,478.74	\$1,308.19	\$0.00	(\$25,462.73)	\$28,478.74	\$3,016.01
319 Public Safety Fund	\$3,524.56	\$0.00	\$0.00	\$0.00	\$3,524.56	\$0.00	\$3,524.56
320 Sidewalk Project	\$4,154.73	\$25,000.00	\$26.13	\$0.00	\$4,180.86	\$25,000.00	\$29,180.86
324 Scott Avenue Reconnection	\$2,339.85	\$30,000.00	\$0.00	\$0.00	\$2,339.85	\$30,000.00	\$32,339.85
325 SR 503/Scott Avenue Intersection	\$34.57	\$0.00	\$31.35	\$0.00	\$65.92	\$0.00	\$65.92
326 South Woodland SRTS	(\$1,351.29)	\$13,000.00	\$13.59	\$1,645.24	(\$2,982.94)	\$13,000.00	\$10,017.06
327 SR503 / CC Street Project	(\$6,731.62)	\$77,000.00	\$80.48	\$24,219.24	(\$30,870.38)	\$77,000.00	\$46,129.62
351 Impact Fees: Fire	\$3,915.85	\$230,000.00	\$7,474.39	\$7,004.74	\$4,385.50	\$230,000.00	\$234,385.50
352 Impact Fees: Park	\$5,629.69	\$125,000.00	\$4,570.64	\$0.00	\$10,200.33	\$125,000.00	\$135,200.33
353 Impact Fees: Transportation	\$4,909.99	\$200,000.00	\$23,125.27	\$0.00	\$28,035.26	\$200,000.00	\$228,035.26
401 Water	\$85,231.84	\$797,000.00	\$32,528.50	\$158,821.19	(\$41,060.85)	\$797,000.00	\$755,939.15

402	Sewer	\$72,734.52	\$1,598,319.00	\$41,139.00	\$309,601.84	(\$195,728.32)	\$1,598,319.00	\$1,402,590.68
403	Garbage Collection	\$30,256.93	\$63,000.00	\$15,016.42	\$108,255.87	(\$62,982.52)	\$63,000.00	\$17.48
413	Booster Pump Station/WTP	\$86,551.13	\$210,000.00	\$62,219.48	\$15,911.97	\$132,858.64	\$210,000.00	\$342,858.64
421	Water Utility Reserves	\$25,765.03	\$405,800.00	\$13,388.13	\$0.00	\$39,153.16	\$405,800.00	\$444,953.16
422	Sewer Utility Reserves	(\$2,758.94)	\$338,900.00	\$20,034.20	\$35,892.32	(\$18,617.06)	\$338,900.00	\$320,282.94
631	Payroll Clearing Fund	\$167,330.07	\$0.00	\$345,512.53	\$333,498.96	\$179,343.64	\$0.00	\$179,343.64
632	Claims Clearing Fund	\$292,188.04	\$0.00	\$566,023.88	\$610,325.74	\$247,886.18	\$0.00	\$247,886.18
640	Utility Deposits	\$12,714.18	\$141,811.00	\$821.33	\$1,096.61	\$12,438.90	\$141,811.00	\$154,249.90
650	Impact Fees: School	\$20,000.00	\$0.00	\$25,000.00	\$20,000.00	\$25,000.00	\$0.00	\$25,000.00
		\$1,154,714.86	\$5,979,946.75	\$1,746,290.49	\$2,059,971.43	\$841,033.92	\$5,979,963.81	\$6,820,997.73



Revenue Comparison

Current Periods: 2018 - June, 2018 - May, 2018 - April, 2018 - March, 2018 - February , 2018 - January

Print Display	Description	June 30, 2018		June 30, 2017		Incr/(Decr)
		Amount	Budget	Amount	Budget	
001-000-000-308-80-00-00	BFB - Unreserved	\$203,217.74	\$203,217.00	\$396,977.82	\$396,978.00	
		\$203,217.74	\$203,217.00	\$396,977.82	\$396,978.00	(\$193,760.08)
001-000-000-311-10-00-00	Property Taxes	\$393,042.84	\$926,787.00	\$393,352.06	\$748,513.00	(\$309.22)
001-000-000-313-11-00-00	Sales & Use Tax	\$744,775.42	\$1,336,400.00	\$701,791.95	\$1,496,413.00	\$42,983.47
001-000-000-313-11-00-01	EHB 2163 Sales Tax Lost Internet Sales	\$0.00	\$26,210.00	\$0.00	\$0.00	\$0.00
001-000-000-313-61-00-00	Brokered Natural Gas Use Tax	\$4,665.47	\$13,280.00	\$6,741.78	\$12,300.00	(\$2,076.31)
001-000-000-313-71-00-00	Sales Tax: Criminal Justice	\$51,168.51	\$89,510.00	\$46,219.37	\$98,674.00	\$4,949.14
001-000-000-316-41-00-00	Electric Tax	\$291,568.82	\$559,300.00	\$290,602.29	\$560,636.00	\$966.53
001-000-000-316-43-00-00	Natural Gas Tax	\$61,454.74	\$67,320.00	\$50,752.96	\$71,714.00	\$10,701.78
001-000-000-316-47-00-00	Telephone Tax	\$29,127.84	\$56,900.00	\$30,581.32	\$60,000.00	(\$1,453.48)
001-000-000-316-47-00-01	Cell Phone Tax	\$34,603.28	\$65,900.00	\$37,847.68	\$88,600.00	(\$3,244.40)
	Taxes	\$1,610,406.92	\$3,141,607.00	\$1,557,889.41	\$3,136,850.00	\$52,517.51
001-000-000-316-47-00-03	Water Public Utility Tax	\$44,670.44	\$106,027.00	\$40,678.75	\$98,930.00	\$3,991.69
001-000-000-316-47-00-04	Sewer Public Utility Tax	\$59,070.82	\$136,838.00	\$54,888.77	\$128,100.00	\$4,182.05
001-000-000-316-47-00-05	Garbage Public Utility Tax	\$21,196.32	\$49,862.00	\$20,425.33	\$46,600.00	\$770.99
001-000-000-316-47-00-06	Recycling Public Utility Tax	\$5,706.74	\$12,305.00	\$5,405.35	\$11,500.00	\$301.39
	Utility Taxes (W/S/G/R)	\$130,644.32	\$305,032.00	\$121,398.20	\$285,130.00	\$9,246.12
001-000-000-316-81-00-00	Gambling - Punch Board & Pull	\$2,915.15	\$5,000.00	\$5,394.61	\$11,000.00	(\$2,479.46)
001-000-000-316-82-00-00	Gambling - Bingo & Raffles	\$83.25	\$600.00	\$0.00	\$500.00	\$83.25

001-000-000-316-83-00-00	Gambling - Amusements	\$249.69	\$300.00	\$219.37	\$2,000.00	\$30.32
001-000-000-316-84-00-00	Gambling - Card Games - House Banked Commercial	\$55,201.68	\$82,800.00	\$102,418.00	\$300,500.00	(\$47,216.32)
	Gambling Taxes	\$58,449.77	\$88,700.00	\$108,031.98	\$314,000.00	(\$49,582.21)
001-000-000-317-20-00-00	Leasehold Excise Tax	\$12,338.70	\$23,300.00	\$11,587.75	\$24,051.00	\$750.95
001-000-000-321-91-00-00	Franchise Fees	\$30,632.35	\$57,200.00	\$31,626.24	\$62,955.00	(\$993.89)
001-000-000-321-99-00-00	Business Licenses/Permits	\$69,076.15	\$87,000.00	\$72,593.32	\$86,945.00	(\$3,517.17)
	Leasehold/Business/Franchise	\$112,047.20	\$167,500.00	\$115,807.31	\$173,951.00	(\$3,760.11)
001-000-000-322-10-00-00	Building Permits	\$95,793.14	\$150,000.00	\$79,351.75	\$190,949.00	\$16,441.39
001-000-000-322-10-10-00	Fire/Life Safety	\$535.75	\$1,000.00	\$483.00	\$558.00	\$52.75
001-000-000-322-10-20-00	Plan Review	\$40,430.51	\$50,000.00	\$20,735.40	\$72,901.00	\$19,695.11
001-000-000-322-90-00-00	Non-Business Licenses/Permits	\$1,701.00	\$2,200.00	\$1,364.00	\$2,065.00	\$337.00
	Building/Planning	\$138,460.40	\$203,200.00	\$101,934.15	\$266,473.00	\$36,526.25
001-000-000-331-11-00-00	CERB - DWR Facade Improvement Grant	\$20,250.00	\$20,250.00	\$0.00	\$22,500.00	\$20,250.00
001-000-000-331-16-60-00	Bullet Proof Vest Partnership	\$404.63	\$1,702.00	\$0.00	\$0.00	\$404.63
001-000-000-333-20-60-00	WTSC Traffic Safety Grant	\$0.00	\$2,300.00	\$0.00	\$2,300.00	\$0.00
001-000-000-334-03-51-00	WA Traffic Safety Commission	\$0.00	\$1,175.00	\$0.00	\$1,175.00	\$0.00
001-000-000-334-03-52-00	WASPC RSO Address Verification	\$3,121.32	\$4,500.00	\$2,261.00	\$4,522.00	\$860.32
	Grants	\$23,775.95	\$29,927.00	\$2,261.00	\$30,497.00	\$21,514.95
001-000-000-335-00-91-00	PUD Privilege Tax	\$0.00	\$67,000.00	\$0.00	\$66,382.00	\$0.00
001-000-000-336-00-99-00	Streamlined Sales Tax Mitigation	\$0.00	\$600.00	\$167.30	\$600.00	(\$167.30)
001-000-000-336-06-20-00	Criminal Justice - Cities - High Crime	\$8,023.10	\$15,920.00	\$7,922.29	\$23,685.00	\$100.81
001-000-000-336-06-21-00	Criminal Justice - Low Pop	\$855.30	\$1,871.00	\$819.50	\$1,837.00	\$35.80
001-000-000-336-06-26-00	Criminal Justice - Special Programs (#1,2,3)	\$3,098.51	\$6,397.00	\$2,981.41	\$6,162.00	\$117.10
001-000-000-336-06-51-00	Criminal Justice - DUI	\$446.11	\$900.00	\$451.83	\$900.00	(\$5.72)
001-000-000-336-06-94-00	Liquor Excise Tax	\$15,271.03	\$28,183.00	\$14,491.37	\$27,670.00	\$779.66
001-000-000-336-06-95-00	Liquor Profits	\$25,005.10	\$50,030.00	\$25,019.98	\$50,066.00	(\$14.88)
001-000-000-337-10-00-00	In-Lieu of Taxes	\$3,335.42	\$3,335.00	\$741.76	\$1,100.00	\$2,593.66
	Intergovernmental Revenues	\$56,034.57	\$174,236.00	\$52,595.44	\$178,402.00	\$3,439.13
001-000-000-341-32-02-00	Court - Clerk's Rec Ser	\$0.00	\$50.00	\$0.00	\$50.00	\$0.00

City of Woodland - Revenue Comparison June 2018 to June 2017

001-000-000-341-33-02-00	Court Warrant Costs	\$708.76	\$1,300.00	\$587.55	\$1,400.00	\$121.21
001-000-000-341-33-03-00	F & F - Relicense Progam Fee	\$163.37	\$0.00	(\$1.78)	\$300.00	\$165.15
001-000-000-341-33-07-00	Def Pros Adm CS	\$381.94	\$520.00	\$0.00	\$491.00	\$381.94
001-000-000-341-42-00-00	Treasurer Fees	\$0.00	\$190.00	\$0.00	\$600.00	\$0.00
001-000-000-341-42-00-01	Impact Fee Administrative Fees	\$920.00	\$1,270.00	\$681.00	\$1,838.00	\$239.00
001-000-000-341-81-00-00	General Fees & Charges	\$1,146.57	\$1,730.00	\$1,018.41	\$3,000.00	\$128.16
001-000-000-341-96-00-00	Civil Service/Application Fees/Misc	\$0.00	\$200.00	\$0.00	\$200.00	\$0.00
001-000-000-342-36-00-00	Prisoner Housing Cost Recoupmt	\$229.50	\$330.00	\$0.00	\$725.00	\$229.50
001-000-000-342-50-00-00	DUI Emergency Response	\$27.51	\$100.00	\$1.47	\$1,100.00	\$26.04
001-000-000-345-81-00-00	Zoning And Subdivision	\$7,100.00	\$20,000.00	\$11,975.00	\$20,000.00	(\$4,875.00)
001-000-000-345-83-00-00	Site Plan Review	\$4,560.00	\$10,000.00	\$5,395.28	\$10,000.00	(\$835.28)
001-000-000-345-89-00-00	Other Planning And Development	\$3,500.00	\$10,000.00	\$4,100.00	\$10,000.00	(\$600.00)
001-000-000-345-89-01-00	Pre-Application Fees	\$2,800.00	\$3,500.00	\$1,750.00	\$4,550.00	\$1,050.00
	Charges for Goods/Services	\$21,537.65	\$49,190.00	\$25,506.93	\$54,254.00	(\$3,969.28)
001-000-000-350-00-00-00	Court Fines And Forfeits	\$0.00	\$72,900.00	\$0.00	\$75,669.00	\$0.00
001-000-000-352-30-00-00	F & F - Mandatory Ins Costs	\$127.79	\$0.00	\$98.24	\$0.00	\$29.55
001-000-000-353-10-00-00	F & F - Traffic Infraction	\$10,994.23	\$0.00	\$14,439.27	\$0.00	(\$3,445.04)
001-000-000-353-10-01-00	F & F - JIS/Trauma	\$1,971.89	\$0.00	\$2,556.87	\$0.00	(\$584.98)
001-000-000-353-10-02-00	F & F - Local JIS Account	\$0.20	\$0.00	\$34.63	\$0.00	(\$34.43)
001-000-000-353-10-03-00	F & F - School Zone Safety	\$750.75	\$0.00	\$221.76	\$0.00	\$528.99
001-000-000-353-10-04-00	F & F - Legis Assmt	\$1,237.37	\$0.00	\$1,508.79	\$0.00	(\$271.42)
001-000-000-353-10-30-00	F & F - Failing Reg Veh	\$12.23	\$0.00	\$31.30	\$0.00	(\$19.07)
001-000-000-353-10-49-00	F & F - Speeding Doubled 11-15 > 40	\$0.00	\$0.00	\$0.00	\$0.00	\$0.00
001-000-000-353-70-00-00	F & F - Other Infraction Penalty	\$5.03	\$0.00	\$149.70	\$0.00	(\$144.67)
001-000-000-354-00-00-00	F & F - Parking Infractions	\$1,416.00	\$0.00	\$1,747.00	\$0.00	(\$331.00)
001-000-000-354-00-03-00	F & F - Parking Infraction/Local	\$100.00	\$0.00	\$50.00	\$0.00	\$50.00
001-000-000-354-00-07-00	F & F - Parking/Ind Dis Zone	\$111.12	\$0.00	\$859.91	\$0.00	(\$748.79)
001-000-000-355-20-00-00	F & F - DWI Fines	\$3,893.59	\$0.00	\$2,414.13	\$0.00	\$1,479.46
001-000-000-355-20-01-00	F & F - DUI - DP Account	\$530.02	\$0.00	\$286.22	\$0.00	\$243.80
001-000-000-355-20-03-00	F & F - Conv Fe DUI 01/13	\$189.66	\$0.00	\$127.90	\$0.00	\$61.76

City of Woodland - Revenue Comparison June 2018 to June 2017

001-000-000-355-80-00-00	F & F - Other Crim Traffic Misdemeanor	\$2,499.87	\$0.00	\$3,400.24	\$0.00	(\$900.37)
001-000-000-355-80-02-00	F & F - Conv Fe CT 01/13	\$680.20	\$0.00	\$470.92	\$0.00	\$209.28
001-000-000-356-90-00-00	F & F - Other Crim Non-Traffic Misd	\$0.00	\$0.00	\$166.20	\$0.00	(\$166.20)
001-000-000-356-90-04-00	F & F - Other Non Traffic	\$2,016.74	\$0.00	\$864.97	\$0.00	\$1,151.77
001-000-000-356-90-14-00	F & F - Conv Fe CN 01/13	\$407.31	\$0.00	\$510.51	\$0.00	(\$103.20)
001-000-000-357-33-00-00	F & F - Public Defender Recoup	\$2,952.41	\$0.00	\$2,698.68	\$0.00	\$253.73
001-000-000-357-37-00-00	F & F - Court Cost Recoupment	\$2,908.28	\$0.00	\$0.00	\$0.00	\$2,908.28
001-000-000-357-39-00-00	Do Not Use After 12/31/2017	\$0.00	\$0.00	\$2,325.39	\$0.00	(\$2,325.39)
001-000-000-359-00-00-00	Penalties & Interest On Taxes	\$0.00	\$300.00	\$155.54	\$2,500.00	(\$155.54)
001-000-000-359-90-00-00	False Alarm Penalties	\$50.00	\$200.00	\$0.00	\$0.00	\$50.00
	Fines/Penalties	\$32,854.69	\$73,400.00	\$35,118.17	\$78,169.00	(\$2,263.48)
001-000-000-361-11-00-00	Investment Interest	\$1,350.02	\$3,100.00	\$693.18	\$3,000.00	\$656.84
001-000-000-361-40-00-00	Sales Tax Interest	\$921.18	\$1,120.00	\$589.37	\$1,387.00	\$331.81
001-000-000-361-40-01-00	Court Interest	\$4,146.94	\$10,300.00	\$4,890.30	\$10,445.00	(\$743.36)
001-000-000-362-50-00-00	Facilities Rental	\$0.00	\$500.00	\$0.00	\$500.00	\$0.00
001-000-000-367-11-00-00	Donations: Police	\$2,510.00	\$10,000.00	\$3,561.83	\$29,950.00	(\$1,051.83)
001-000-000-367-11-10-00	Contributions/Donations	\$0.00	\$0.00	\$0.00	\$0.00	\$0.00
001-000-000-367-11-20-00	Wellness Grants	\$0.00	\$0.00	\$1,819.33	\$1,820.00	(\$1,819.33)
001-000-000-369-30-00-00	Confiscated/Forfeited Property	\$0.00	\$0.00	\$5,544.29	\$3,911.00	(\$5,544.29)
001-000-000-369-30-01-00	City Revenue - Felony Seizure	\$0.00	\$0.00	\$0.00	\$1,782.00	\$0.00
001-000-000-369-91-00-00	Miscellaneous	\$13,426.40	\$15,000.00	\$11,755.94	\$21,800.00	\$1,670.46
001-000-000-369-91-01-00	Special Event Fees	\$1,200.00	\$1,800.00	\$1,200.00	\$1,800.00	\$0.00
001-000-000-369-91-02-00	Contribution from DWR - Facade Imprv	\$0.00	\$0.00	\$0.00	\$7,500.00	\$0.00
	Miscellaneous Revenues	\$23,554.54	\$41,820.00	\$30,054.24	\$83,895.00	(\$6,499.70)
001-000-000-386-00-00-00	County Remit/Crime Victims	\$572.78	\$1,200.00	\$583.44	\$1,300.00	(\$10.66)
001-000-000-386-00-00-01	Fire & Life Safety: Clark County	\$1,636.90	\$1,636.00	\$4,680.00	\$8,000.00	(\$3,043.10)
001-000-000-386-00-00-03	State Surcharge	\$318.00	\$450.00	\$270.00	\$576.00	\$48.00
001-000-000-386-00-01-00	Weapons/State Patrol	\$552.00	\$1,000.00	\$396.00	\$1,400.00	\$156.00
001-000-000-386-00-06-00	Civil Review (Pass Through)	\$35,272.07	\$50,000.00	\$13,899.38	\$30,000.00	\$21,372.69
001-000-000-386-00-07-00	Plan Review (Pass Through)	\$2,560.40	\$3,000.00	\$2,421.38	\$5,000.00	\$139.02

City of Woodland - Revenue Comparison June 2018 to June 2017

001-000-000-386-82-00-00	Court Remittances/Vehicle License Fraud	\$26.21	\$90.00	\$66.86	\$1,800.00	(\$40.65)
001-000-000-386-83-00-00	Court Remittances/Trauma	\$913.86	\$2,400.00	\$1,175.40	\$2,377.00	(\$261.54)
001-000-000-386-83-31-00	Court Remittances/Auto Theft Prev	\$1,791.36	\$4,700.00	\$2,285.80	\$4,677.00	(\$494.44)
001-000-000-386-83-32-00	Court Remittances/Trauma Brain Injury	\$326.87	\$875.00	\$411.14	\$858.00	(\$84.27)
001-000-000-386-83-33-00	Court Remittances/Legis Assmt	\$0.00	\$100.00	\$0.00	\$200.00	\$0.00
001-000-000-386-88-00-00	Court Remittances/PSEA 3	\$613.10	\$1,200.00	\$549.98	\$1,410.00	\$63.12
001-000-000-386-89-09-00	Court Remittances/WSP Highway	\$1,012.72	\$1,400.00	\$547.68	\$2,500.00	\$465.04
001-000-000-386-89-12-00	Court Remittances/Accessible Comm	\$44.44	\$500.00	\$343.87	\$700.00	(\$299.43)
001-000-000-386-89-13-00	Court Remittances/Multimodal Trans	\$44.44	\$500.00	\$343.97	\$700.00	(\$299.53)
001-000-000-386-89-14-00	Court Remittances/Highway Safety	\$597.45	\$800.00	\$152.96	\$747.00	\$444.49
001-000-000-386-89-15-00	Court Remittances/Death Inv	\$178.53	\$250.00	\$96.34	\$400.00	\$82.19
001-000-000-386-91-00-00	Court Remittances/PSEA	\$15,004.82	\$35,000.00	\$16,751.43	\$36,685.00	(\$1,746.61)
001-000-000-386-92-00-00	Court Remittances/1986 PSEA	\$6,623.20	\$16,100.00	\$7,876.11	\$16,299.00	(\$1,252.91)
001-000-000-386-96-03-00	Court Remittances/Lab Blood & Breath	\$88.88	\$100.00	\$20.53	\$370.00	\$68.35
001-000-000-386-97-00-00	Court Remittances/JIS	\$6,099.84	\$16,000.00	\$7,691.91	\$15,848.00	(\$1,592.07)
001-000-000-386-99-00-00	Court Remittances/School Zone	\$732.34	\$1,180.00	\$190.29	\$1,201.00	\$542.05
001-000-000-389-10-01-00	Deposits (Refundable)	\$750.00	\$3,500.00	\$3,000.00	\$6,000.00	(\$2,250.00)
001-000-000-389-10-01-01	Special Event Deposits	\$400.00	\$600.00	\$250.00	\$300.00	\$150.00
001-000-000-389-10-03-00	Weapons Permits for DOL	\$1,652.00	\$1,900.00	\$1,189.00	\$1,876.00	\$463.00
001-000-000-389-90-00-00	Misc Non-Revenue	\$0.00	\$0.00	\$0.00	\$0.00	\$0.00
001-000-000-395-10-00-00	Sale of Fixed Assets	\$0.00	\$4,000.00	\$0.00	\$4,000.00	\$0.00
	Other Resources	\$77,812.21	\$148,481.00	\$65,193.47	\$145,224.00	\$12,618.74
001-000-000-397-00-01-00	Contribution From 104/Street	\$50,633.22	\$101,266.00	\$38,325.00	\$76,650.00	\$12,308.22
001-000-000-397-00-01-01	Contribution From 104/Street/City Admin	\$0.00	\$0.00	\$11,964.96	\$23,930.00	(\$11,964.96)
001-000-000-397-00-02-00	Contribution From 401/Water	\$110,462.94	\$220,925.00	\$88,200.00	\$176,400.00	\$22,262.94
001-000-000-397-00-02-01	Contribution From 401/Water/City Admin	\$0.00	\$0.00	\$18,126.00	\$36,252.00	(\$18,126.00)
001-000-000-397-00-03-00	Contribution From 402/Sewer	\$136,814.94	\$273,629.00	\$107,625.00	\$215,250.00	\$29,189.94

City of Woodland - Revenue Comparison June 2018 to June 2017

001-000-000-397-00-03-01	Contribution From 402/Sewer/City Admin	\$0.00	\$0.00	\$25,820.46	\$51,641.00	(\$25,820.46)
001-000-000-397-00-05-00	Contribution From 301/Gen Reserve	\$197,075.00	\$237,054.00	\$23,000.02	\$124,990.00	\$174,074.98
001-000-000-397-00-08-00	Contribution From 403/Garbage	\$58,660.00	\$134,130.00	\$47,956.64	\$134,130.00	\$10,703.36
001-000-000-397-00-14-00	Contribution From 304/Equip Acq	\$44,410.00	\$44,410.00	\$0.00	\$0.00	\$44,410.00
001-000-000-397-00-16-00	Contribution From 101/Park	\$12,576.00	\$25,152.00	\$13,203.48	\$26,407.00	(\$627.48)
001-000-000-397-00-16-01	Contribution From 101/Park/City Admin	\$0.00	\$0.00	\$1,827.00	\$3,654.00	(\$1,827.00)
	Transfers In	\$610,632.10	\$1,036,566.00	\$376,048.56	\$869,304.00	\$234,583.54
001-000-000-398-10-00-00	Insurance Premiums/Recoveries	\$8,617.20	\$8,617.00	\$7,394.66	\$64,368.00	\$1,222.54
	Other Resources	\$8,617.20	\$8,617.00	\$7,394.66	\$64,368.00	\$1,222.54
						\$0.00
	Total 001 General Fund	\$3,108,045.26	\$5,671,493.00	\$2,996,211.34	\$6,077,495.00	\$111,833.92
						\$0.00
002-000-000-308-80-00-00	BFB - Unreserved	\$950.00	\$1,150.00	\$950.00	\$1,150.00	\$0.00
003-000-000-308-80-00-00	BFB - Unreserved	\$2,000.00	\$2,000.00	\$2,000.00	\$2,000.00	\$0.00
	Total 002 / 003	\$2,950.00	\$3,150.00	\$2,950.00	\$3,150.00	\$0.00
101-000-000-308-80-00-00	BFB - Unreserved	\$0.00	\$0.00	\$3,612.08	\$3,612.00	(\$3,612.08)
101-000-000-311-10-00-00	Property Taxes	\$86,789.99	\$132,020.00	\$65,558.67	\$126,691.00	\$21,231.32
101-000-000-334-02-30-00	Department of Natural Resources	\$267.04	\$267.00	\$0.00	\$0.00	\$267.04
101-000-000-361-11-00-00	Investment Interest	\$240.22	\$300.00	\$100.59	\$300.00	\$139.63
101-000-000-362-40-75-00	Rentals: Community Center	\$4,302.50	\$6,000.00	\$4,033.75	\$5,445.00	\$268.75
101-000-000-362-40-75-10	Rentals: HS Lake Shelter Area	\$1,695.00	\$2,100.00	\$1,275.00	\$2,000.00	\$420.00
101-000-000-367-11-00-00	Donations	\$0.00	\$0.00	\$25,000.00	\$25,000.00	(\$25,000.00)
101-000-000-369-91-00-00	Miscellaneous	\$0.00	\$100.00	\$0.00	\$1,111.00	\$0.00
101-000-000-381-10-00-04	Interfund Loan from 301/Reserves	\$0.00	\$0.00	\$0.00	\$300.00	\$0.00
101-000-000-389-10-00-00	Key Deposits/Community Center	\$3,000.00	\$4,500.00	\$3,450.00	\$6,000.00	(\$450.00)
101-000-000-389-10-01-00	Key Deposits/HS Lake Shelter	\$1,300.00	\$1,800.00	\$1,450.00	\$1,950.00	(\$150.00)
101-000-000-397-00-06-00	Contribution From 301/General Reserve	\$20,023.02	\$33,433.00	\$71,500.00	\$102,000.00	(\$51,476.98)
	Total 101 Park fund	\$117,617.77	\$180,520.00	\$175,980.09	\$274,409.00	(\$58,362.32)
104-000-000-308-80-00-00	BFB - Unreserved	\$173,550.81	\$174,033.00	\$280,911.22	\$280,912.00	(\$107,360.41)

City of Woodland - Revenue Comparison June 2018 to June 2017

104-000-000-311-10-00-00	Property Taxes	\$205,642.64	\$261,393.00	\$196,676.05	\$374,236.00	\$8,966.59
104-000-000-322-40-00-00	Roadway Access	\$4,170.00	\$14,000.00	\$4,285.50	\$14,000.00	(\$115.50)
104-000-000-336-00-71-00	Multimodal Transportation	\$4,246.49	\$8,509.00	\$1,982.86	\$6,221.00	\$2,263.63
104-000-000-336-00-87-00	MVFT Cities	\$63,292.47	\$123,657.00	\$59,694.50	\$128,319.00	\$3,597.97
104-000-000-336-00-87-02	2015 Gas Tax ESS 5987	\$0.00	\$7,423.00	\$0.00	\$5,451.00	\$0.00
104-000-000-342-40-00-00	Pass Through Fees	\$0.00	\$25,000.00	\$0.00	\$3,000.00	\$0.00
104-000-000-361-11-00-00	Investment Interest	\$903.49	\$2,600.00	\$1,590.85	\$3,045.00	(\$687.36)
104-000-000-369-91-00-00	Miscellaneous	\$37.48	\$200.00	\$36.20	\$741.00	\$1.28
104-000-000-397-00-00-00	Contribution From 001/Sales Tax	\$148,955.06	\$267,280.00	\$140,358.37	\$299,283.00	\$8,596.69
104-000-000-397-00-03-00	Contribution from 326/SRTS	\$9,871.44	\$19,742.00	\$0.00	\$0.00	\$9,871.44
104-000-000-397-00-04-00	Contribution From 301/CPR	\$0.00	\$0.00	\$51,570.52	\$103,141.00	(\$51,570.52)
104-000-000-397-00-05-00	Contribution From 327/CC & SR503	\$25,315.44	\$50,630.00	\$0.00	\$0.00	\$25,315.44
	Total 104 Street fund	\$635,985.32	\$954,467.00	\$737,106.07	\$1,218,349.00	(\$101,120.75)
105-000-000-308-10-00-00	BFB - Reserved	\$19.84	\$20.00	\$19.84	\$9.00	\$0.00
105-000-000-341-26-00-00	Document Recording Fee	\$6,000.00	\$6,000.00	\$6,000.00	\$6,000.00	\$0.00
	Total 105 Doc Rec Fee	\$6,019.84	\$6,020.00	\$6,019.84	\$6,009.00	\$0.00
107-000-000-308-10-00-00	BFB - Reserved	\$53,335.81	\$53,336.00	\$45,070.34	\$45,071.00	\$8,265.47
107-000-000-313-30-00-01	The Big Idea	\$26,134.00	\$26,134.00	\$0.00	\$0.00	\$26,134.00
107-000-000-313-31-00-00	Hotel/Motel Lodging	\$25,222.77	\$59,600.00	\$20,254.13	\$64,417.00	\$4,968.64
107-000-000-361-11-00-00	Investment Interest	\$174.55	\$200.00	\$67.57	\$200.00	\$106.98
	Total 107 Hotel Motel Tax	\$104,867.13	\$139,270.00	\$65,392.04	\$109,688.00	\$39,475.09
228-000-000-308-10-00-00	BFB - Reserved	\$192,849.54	\$192,850.00	\$48,851.51	\$48,852.00	\$143,998.03
228-000-000-313-15-00-00	Local Public Safety Sales Tax	\$69,713.94	\$123,900.00	\$68,121.98	\$143,285.00	\$1,591.96
228-000-000-361-11-00-00	Investment Interest	\$1,124.38	\$1,500.00	\$175.24	\$712.00	\$949.14
228-000-000-397-00-00-01	Contribution From 351: Fire Impact Fees	\$42,028.44	\$84,056.00	\$13,912.50	\$27,825.00	\$28,115.94
228-000-000-397-00-00-02	Contribution From 301: General Reserves	\$42,028.50	\$84,057.00	\$68,544.00	\$137,088.00	(\$26,515.50)
	Total 228 LTGO 2012	\$347,744.80	\$486,363.00	\$199,605.23	\$357,762.00	\$148,139.57
229-000-000-308-10-00-00	BFB - Reserved	\$206.53	\$207.00	\$125.84	\$126.00	\$80.69
229-000-000-311-10-00-00	Property Taxes	\$117,000.00	\$117,000.00	\$117,000.00	\$117,000.00	\$0.00

City of Woodland - Revenue Comparison June 2018 to June 2017

229-000-000-361-11-00-00	Investment Interest	\$101.49	\$200.00	\$0.00	\$81.00	\$101.49
229-000-000-397-00-00-05	Contribution from 301: General Reserves	\$6,300.00	\$12,600.00	\$6,715.04	\$13,430.00	(\$415.04)
	Total 229 LTGO 2013	\$123,608.02	\$130,007.00	\$123,840.88	\$130,637.00	(\$232.86)
230-000-000-308-10-00-00	BFB - Reserved	\$24,114.26	\$24,114.00	\$0.00	\$0.00	\$24,114.26
230-000-000-361-11-00-00	Investment Interest	\$17.15	\$35.00	\$0.00	\$0.00	\$17.15
230-000-000-397-00-00-01	Contribution from 319: PSF	\$0.00	\$0.00	\$1,953.11	\$78,109.00	(\$1,953.11)
230-000-000-397-00-00-06	Contribution From 301/General Reserves	\$21,773.22	\$43,546.00	\$0.00	\$0.00	\$21,773.22
	Total 230 LTGO 2017 (Fire Stn)	\$45,904.63	\$67,695.00	\$1,953.11	\$78,109.00	\$43,951.52
301-000-000-308-10-00-00	BFB - Reserved	\$0.00	\$0.00	\$1,020,723.82	\$1,020,724.00	(\$1,020,723.82)
301-000-000-308-80-00-00	BFB - Unreserved	\$949,282.90	\$952,419.00	\$0.00	\$0.00	\$949,282.90
301-000-000-318-34-00-01	Real Estate Excise Tax - 1 Q%	\$78,202.73	\$208,900.00	\$82,913.78	\$203,946.00	(\$4,711.05)
301-000-000-318-35-00-00	Real Estate Excise Tax - 2 Q%	\$110,701.58	\$188,900.00	\$68,151.15	\$188,876.00	\$42,550.43
301-000-000-361-11-00-00	Investment Interest	\$6,165.34	\$9,800.00	\$5,940.62	\$11,143.00	\$224.72
301-000-000-361-40-00-00	Real Estate Excise Tax Interest	\$0.00	\$20,000.00	\$14,762.48	\$20,000.00	(\$14,762.48)
301-000-000-381-20-00-04	Loan Repymt from 320	\$109,336.29	\$109,337.00	\$0.00	\$0.00	\$109,336.29
301-000-000-397-00-08-00	Contribution From 001/Gambling	\$18,650.22	\$37,300.00	\$115,000.00	\$230,000.00	(\$96,349.78)
	Total 301 CPR: General Reserve	\$1,272,339.06	\$1,526,656.00	\$1,307,491.85	\$1,674,689.00	(\$35,152.79)
304-000-000-308-10-00-00	BFB - Reserved	\$39,858.61	\$39,859.00	\$24,746.26	\$24,746.00	\$15,112.35
304-000-000-361-11-00-00	Investment Interest	\$171.54	\$200.00	\$120.72	\$248.00	\$50.82
304-000-000-397-00-14-00	Contribution From 001/Sales Tax	\$7,395.86	\$13,364.00	\$6,917.90	\$14,864.00	\$477.96
	Total 304 Equip Acqn Reserve	\$47,426.01	\$53,423.00	\$31,784.88	\$39,858.00	\$15,641.13
319-000-000-308-10-00-00	BFB - Reserved	\$0.00	\$0.00	\$992,799.05	\$992,799.00	(\$992,799.05)
319-000-000-308-80-00-00	BFB - Unreserved	\$11,391.27	\$11,391.00	\$0.00	\$0.00	\$11,391.27
319-000-000-361-11-00-00	Investment Interest	\$5,959.92	\$10,000.00	\$5,012.55	\$10,208.00	\$947.37
319-000-000-391-10-00-30	LTGO Bond Proceeds (2017)	\$0.00	\$0.00	\$513,000.00	\$513,000.00	(\$513,000.00)
319-000-000-397-00-00-01	Contribution From 301/CPR	\$36,000.00	\$36,000.00	\$32,499.96	\$65,000.00	\$3,500.04
	Total 319 Public Safety Fund	\$53,351.19	\$57,391.00	\$1,543,311.56	\$1,581,007.00	(\$1,489,960.37)
320-000-000-308-80-00-00	BFB - Unreserved	\$0.00	\$0.00	\$290.82	\$291.00	(\$290.82)
320-000-000-333-00-00-00	CDBG - Beechwood Street (2016)	\$138,500.00	\$138,500.00	\$0.00	\$139,000.00	\$138,500.00
320-000-000-361-11-00-00	Investment Interest	\$17.15	\$35.00	\$0.00	\$0.00	\$17.15

City of Woodland - Revenue Comparison June 2018 to June 2017

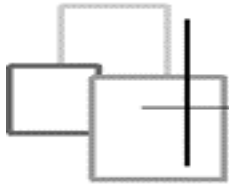
320-000-000-381-10-00-02	Interfund Loan from 301/Reserves	\$0.00	\$0.00	\$0.00	\$141,937.00	\$0.00
320-000-000-397-00-00-01	Contribution From 104/Street	\$0.00	\$0.00	\$53,900.00	\$36,000.00	(\$53,900.00)
	Total 320 Sidewalk Project	\$138,517.15	\$138,535.00	\$54,190.82	\$317,228.00	\$84,326.33
324-000-000-308-10-00-00	BFB - Reserved	\$0.00	\$0.00	\$52.85	\$53.00	(\$52.85)
324-000-000-308-80-00-00	BFB - Unreserved	\$32,339.85	\$32,340.00	\$0.00	\$0.00	\$32,339.85
324-000-000-334-03-60-00	WSDOT Grant	\$0.00	\$0.00	\$0.00	\$32,340.00	\$0.00
324-000-000-397-00-00-01	Contribution from 301/Genreal Reserves	\$0.00	\$0.00	\$30,000.00	\$32,287.00	(\$30,000.00)
	Total 324 Scott Ave Reconnection	\$32,339.85	\$32,340.00	\$30,052.85	\$64,680.00	\$2,287.00
325-000-000-308-10-00-00	BFB - Reserved	\$0.00	\$0.00	\$45.35	\$46.00	(\$45.35)
325-000-000-308-80-00-00	BFB - Unreserved	\$45.35	\$46.00	\$0.00	\$0.00	\$45.35
325-000-000-361-11-00-00	Investment Interest	\$20.57	\$0.00	\$0.00	\$0.00	\$20.57
	Total SR503/Scott Ave Intersection	\$65.92	\$46.00	\$45.35	\$46.00	\$20.57
326-000-000-308-80-00-00	BFB - Unreserved	\$19,788.76	\$19,789.00	\$19,592.21	\$19,592.00	\$196.55
326-000-000-361-11-00-00	Investment Interest	\$99.74	\$200.00	\$95.56	\$197.00	\$4.18
	Total 326 S. Woodland SRTS	\$19,888.50	\$19,989.00	\$19,687.77	\$19,789.00	\$200.73
327-000-000-308-10-00-00	BFB - Reserved	\$0.00	\$0.00	\$90,029.37	\$90,030.00	(\$90,029.37)
327-000-000-308-80-00-00	BFB - Unreserved	\$90,877.60	\$90,878.00	\$0.00	\$0.00	\$90,877.60
327-000-000-361-11-00-00	Investment Interest	\$567.46	\$800.00	\$412.42	\$848.00	\$155.04
	Total 327 SR503 / CC Street Proj	\$91,445.06	\$91,678.00	\$90,441.79	\$90,878.00	\$1,003.27
351-000-000-308-10-00-00	BFB - Reserved	\$237,970.33	\$237,970.00	\$160,348.26	\$160,349.00	\$77,622.07
351-000-000-345-85-00-00	Fire Impact Fees	\$37,210.00	\$80,000.00	\$22,470.60	\$103,815.00	\$14,739.40
351-000-000-361-11-00-00	Investment Interest	\$1,233.61	\$1,400.00	\$734.17	\$1,632.00	\$499.44
	Total 351 Impact Fees: Fire	\$276,413.94	\$319,370.00	\$183,553.03	\$265,796.00	\$92,860.91
352-000-000-308-10-00-00	BFB - Reserved	\$139,749.03	\$139,749.00	\$100,238.99	\$100,239.00	\$39,510.04
352-000-000-345-85-00-00	Park Impact Fees	\$16,122.00	\$20,000.00	\$2,232.00	\$38,490.00	\$13,890.00
352-000-000-361-11-00-00	Investment Interest	\$722.32	\$800.00	\$488.55	\$1,020.00	\$233.77
	Total 352 Impact Fees: Park	\$156,593.35	\$160,549.00	\$102,959.54	\$139,749.00 #	\$53,633.81
353-000-000-308-10-00-00	BFB - Reserved	\$190,188.57	\$190,189.00	\$144,164.13	\$144,165.00	\$46,024.44
353-000-000-345-85-00-00	Transportation Impact Fees	\$17,765.60	\$40,000.00	\$14,734.00	\$44,535.00	\$3,031.60
353-000-000-361-11-00-00	Investment Interest	\$1,053.87	\$1,200.00	\$724.25	\$1,490.00	\$329.62

City of Woodland - Revenue Comparison June 2018 to June 2017

353-000-000-397-00-00-01	Contribution From 327/CC & SR503	\$20,000.00	\$40,000.00	\$0.00	\$0.00	\$20,000.00
	Total 353 Impact Fees:	\$229,008.04	\$271,389.00	\$159,622.38	\$190,190.00	\$69,385.66
	Transportation					
401-000-000-308-80-00-00	BFB - Unreserved	\$977,900.08	\$977,900.00	\$673,441.74	\$673,442.00	\$304,458.34
401-000-000-343-40-00-00	Water Sales	\$694,724.25	\$1,668,979.00	\$641,291.43	\$1,522,000.00	\$53,432.82
401-000-000-343-40-00-01	Cowlitz County Agreement	\$0.00	\$293.00	\$292.50	\$293.00	(\$292.50)
401-000-000-343-40-01-00	Tax On Water Sales	\$25,590.63	\$81,899.00	\$33,531.61	\$76,541.00	(\$7,940.98)
401-000-000-343-40-02-00	Installation Sales	\$10,422.27	\$11,000.00	\$9,108.95	\$20,871.00	\$1,313.32
401-000-000-361-11-00-00	Investment Interest	\$5,365.65	\$10,100.00	\$2,943.43	\$7,150.00	\$2,422.22
401-000-000-369-91-00-00	Misc & Water On/Off Fee	\$8,140.73	\$14,900.00	\$11,236.74	\$24,112.00	(\$3,096.01)
401-000-000-389-10-00-00	Installation Deposits	\$19,259.00	\$30,000.00	\$13,219.00	\$37,670.00	\$6,040.00
401-000-000-397-00-00-00	Hydrant Rental	\$1,750.28	\$3,500.00	\$1,749.96	\$3,500.00	\$0.32
	Total 401 Water	\$1,743,152.89	\$2,798,571.00	\$1,386,815.36	\$2,365,579.00	\$356,337.53
402-000-000-308-80-00-00	BFB - Unreserved	\$1,326,068.21	\$1,326,068.00	\$976,742.73	\$976,743.00	\$349,325.48
402-000-000-343-50-00-00	Sewage Treatment	\$937,982.72	\$2,054,985.00	\$886,683.64	\$1,845,224.00	\$51,299.08
402-000-000-343-50-00-10	Sewage Treatment Industrial	\$56,132.66	\$245,207.00	\$89,795.55	\$229,165.00	(\$33,662.89)
402-000-000-343-50-01-00	Tax On Sewage Treatment	\$17,712.41	\$112,895.00	\$15,276.60	\$105,510.00	\$2,435.81
402-000-000-343-50-02-00	Utility Bill Interest/Penalty	\$23,777.89	\$45,000.00	\$21,117.98	\$45,441.00	\$2,659.91
402-000-000-361-11-00-00	Investment Interest	\$9,541.10	\$11,500.00	\$5,552.48	\$11,959.00	\$3,988.62
402-000-000-369-91-00-00	Miscellaneous	\$32.66	\$3,300.00	\$2,395.89	\$3,300.00	(\$2,363.23)
402-000-000-369-91-10-00	Sewer Inspections	\$6,496.00	\$10,000.00	\$4,176.00	\$12,064.00	\$2,320.00
402-000-000-369-91-20-00	Miscellaneous: Testing	\$6,454.00	\$14,000.00	\$7,336.00	\$14,000.00	(\$882.00)
	Total 402 Sewer	\$2,384,197.65	\$3,822,955.00	\$2,009,076.87	\$3,243,406.00	\$375,120.78
403-000-000-308-80-00-00	BFB - Unreserved	\$0.00	\$100.00	\$1.51	\$0.00	(\$1.51)
403-000-000-343-70-00-00	Garbage Collection	\$346,981.78	\$716,900.00	\$335,718.31	\$716,900.00	\$11,263.47
403-000-000-343-70-47-00	Recycling	\$88,300.25	\$177,300.00	\$83,468.29	\$177,300.00	\$4,831.96
403-000-000-361-11-00-00	Investment Interest	\$43.22	\$0.00	\$0.00	\$0.00	\$43.22
403-000-000-386-00-00-00	State Tax Garbage Collection	\$11,461.45	\$25,800.00	\$11,039.65	\$25,800.00	\$421.80
	Total 403 Garbage/Recycling	\$446,786.70	\$920,100.00	\$430,227.76	\$920,000.00	\$16,558.94
413-000-000-308-80-00-00	BFB - Unreserved	\$16,533.78	\$16,534.00	\$79,592.82	\$79,592.00	(\$63,059.04)
413-000-000-361-11-00-00	Investment Interest	\$207.69	\$400.00	\$267.71	\$400.00	(\$60.02)

City of Woodland - Revenue Comparison June 2018 to June 2017

413-000-000-397-00-00-01	Contribution from 401/Water	\$372,000.00	\$744,000.00	\$0.00	\$0.00	\$372,000.00
	Total 413 Booster Pump Stn/WTP	\$388,741.47	\$760,934.00	\$79,860.53	\$79,992.00	\$308,880.94
421-000-000-308-80-00-00	BFB - Unreserved	\$357,089.20	\$357,089.00	\$155,449.58	\$155,450.00	\$201,639.62
421-000-000-361-11-00-00	Investment Interest	\$1,906.75	\$3,000.00	\$542.58	\$1,621.00	\$1,364.17
421-000-000-368-10-00-00	Water System Development Charges	\$0.00	\$0.00	\$0.00	\$25,000.00	\$0.00
421-000-000-368-10-10-00	Water Assessments	\$86,930.00	\$120,000.00	\$71,188.00	\$200,019.00	\$15,742.00
	Total 421 Water Utility Reserves	\$445,925.95	\$480,089.00	\$227,180.16	\$382,090.00	\$218,745.79
422-000-000-308-80-00-00	BFB - Unreserved	\$315,494.49	\$315,495.00	\$619,352.17	\$619,353.00	(\$303,857.68)
422-000-000-361-11-00-00	Investment Interest	\$4,130.07	\$4,400.00	\$2,399.75	\$6,082.00	\$1,730.32
422-000-000-368-10-00-00	Sewer Assessments	\$131,103.00	\$170,000.00	\$102,742.00	\$278,705.00	\$28,361.00
422-000-000-368-10-10-00	Sewer System Development Charges	\$0.00	\$0.00	\$0.00	\$25,000.00	\$0.00
	Total 422 Sewer Utility Reserves	\$450,727.56	\$489,895.00	\$724,493.92	\$929,140.00	(\$273,766.36)
640-000-000-308-10-00-00	BFB - Reserved	\$121,159.65	\$121,161.00	\$89,138.89	\$89,139.00	\$32,020.76
640-000-000-361-11-00-00	Investment Interest	\$713.56	\$900.00	\$414.56	\$929.00	\$299.00
640-000-000-389-10-00-00	Utility Deposits	\$50,033.72	\$55,000.00	\$25,037.13	\$54,193.00	\$24,996.59
	Total 640 Utility Deposits	\$171,906.93	\$177,061.00	\$114,590.58	\$144,261.00	\$57,316.35
650-000-000-345-85-00-00	School Impact Fees	\$125,000.00	\$200,000.00	\$67,750.00	\$230,250.00	\$57,250.00
	Total 650 Impact Fees: School	\$125,000.00	\$200,000.00	\$67,750.00	\$230,250.00	\$57,250.00
						\$0.00
REVENUE:	GRAND TOTAL ALL FUNDS	\$12,966,569.99	\$19,959,956.00	\$12,872,195.60	\$20,934,236.00	\$94,374.39



Expenditure Comparison

Current Periods: 2018 - June, 2018 - May, 2018 - April, 2018 - March, 2018 - February , 2018 - January

Print Display	Description	June 30, 2018		June 30, 2017		Incr / (Decr)
		Amount	Budget	Amount	Budget	
001-000-000-508-80-00-00	EFB - Unreserved	\$0.00	\$188,150.00	\$0.00	\$340,027.00	\$0.00
	Ending Fund Balance	\$0.00	\$188,150.00	\$0.00	\$340,027.00	\$0.00
001-000-000-511-30-44-00	Official Publication Services	\$4,547.18	\$14,000.00	\$8,066.55	\$17,890.00	(\$3,519.37)
001-000-000-511-60-10-00	Salaries	\$10,250.00	\$24,200.00	\$11,616.75	\$19,542.00	(\$1,366.75)
001-000-000-511-60-20-00	Personnel Benefits	\$784.25	\$1,550.00	\$654.06	\$1,550.00	\$130.19
001-000-000-511-60-43-00	Travel And Training	\$1,204.84	\$3,000.00	\$3,166.73	\$5,250.00	(\$1,961.89)
	Total Legislative	\$16,786.27	\$42,750.00	\$23,504.09	\$44,232.00	(\$6,717.82)
001-000-000-512-50-49-00	Witness/Jury/Paper Serv Fees	\$0.00	\$1,200.00	\$0.00	\$1,200.00	\$0.00
001-000-000-512-50-49-20	Interpreter Fees	\$1,898.36	\$3,000.00	\$1,132.60	\$3,425.00	\$765.76
001-000-000-512-50-51-00	Intergvmt Professional Services	\$12,515.37	\$62,017.00	\$25,074.12	\$69,072.00	(\$12,558.75)
	Total Judicial	\$14,413.73	\$66,217.00	\$26,206.72	\$73,697.00 #	(\$11,792.99)
001-000-000-513-10-10-00	Salaries	\$69,036.00	\$132,288.00	\$65,020.01	\$131,320.00	\$4,015.99
001-000-000-513-10-20-00	Personnel Benefits	\$23,331.23	\$45,677.00	\$21,260.43	\$43,354.00	\$2,070.80
001-000-000-513-10-43-00	Travel	\$1,913.98	\$2,700.00	\$2,071.69	\$5,150.00	(\$157.71)
001-000-000-513-10-49-00	Training	\$0.00	\$2,000.00	\$1,200.00	\$1,600.00	(\$1,200.00)
001-000-000-513-10-49-10	Miscellaneous	\$607.26	\$800.00	\$100.00	\$415.00	\$507.26
	Total Executive	\$94,888.47	\$183,465.00	\$89,652.13	\$181,839.00	\$5,236.34

001-000-000-514-23-10-00	Salaries 514 23 & 30	\$195,238.92	\$394,850.00	\$191,264.74	\$381,742.00	\$3,974.18
001-000-000-514-23-20-00	Personnel Benefits 514 23 & 30	\$92,321.79	\$192,381.00	\$92,627.45	\$188,481.00	(\$305.66)
001-000-000-514-23-41-00	Audit/State Examiners	\$6,033.78	\$26,000.00	\$0.00	\$16,260.00	\$6,033.78
001-000-000-514-23-43-00	Travel	\$315.57	\$1,700.00	\$626.78	\$2,200.00	(\$311.21)
001-000-000-514-23-44-00	Financial Services	\$471.00	\$6,400.00	\$407.00	\$7,689.00	\$64.00
001-000-000-514-23-49-00	Miscellaneous	\$280.00	\$1,100.00	\$250.00	\$1,100.00	\$30.00
001-000-000-514-30-41-00	Prof Serv/Website/Codification	\$15,109.75	\$24,400.00	\$14,399.96	\$18,951.00	\$709.79
001-000-000-514-30-41-10	IT Support Services	\$27,651.35	\$38,770.00	\$16,335.46	\$40,646.00	\$11,315.89
001-000-000-514-30-43-00	Travel	\$1,107.52	\$2,800.00	\$182.19	\$3,100.00	\$925.33
001-000-000-514-30-49-00	Miscellaneous	\$833.38	\$1,000.00	\$340.00	\$1,000.00	\$493.38
001-000-000-514-40-43-00	Training/Admin Staff	\$1,105.00	\$3,500.00	\$1,124.19	\$3,500.00	(\$19.19)
001-000-000-514-40-51-00	Election Costs	\$8,036.65	\$12,000.00	\$0.00	\$12,000.00	\$8,036.65
001-000-000-514-81-31-00	Business License Supplies	\$520.81	\$521.00	\$0.00	\$500.00	\$520.81
001-000-000-514-90-51-00	Voter Registration Costs	\$10,590.41	\$10,700.00	\$10,643.39	\$10,700.00	(\$52.98)
	Total Finance/Administrative	\$359,615.93	\$716,122.00	\$328,201.16	\$687,869.00	\$31,414.77
001-000-000-515-30-41-00	Legal Services	\$46,100.69	\$133,900.00	\$55,942.05	\$106,868.00	(\$9,841.36)
001-000-000-515-91-41-00	Counsel For Indigent Defense	\$28,750.00	\$56,400.00	\$28,200.00	\$56,400.00	\$550.00
	Total Legal Service	\$74,850.69	\$190,300.00	\$84,142.05	\$163,268.00	(\$9,291.36)
001-000-000-516-40-43-00	Training: Civil Service	\$0.00	\$300.00	\$0.00	\$400.00	\$0.00
001-000-000-516-71-43-00	Travel: Civil Service	\$0.00	\$300.00	\$0.00	\$400.00	\$0.00
001-000-000-516-71-49-00	Miscellaneous: Civil Service	\$0.00	\$100.00	\$0.00	\$0.00	\$0.00
	Total Personnel/Civil Service	\$0.00	\$700.00	\$0.00	\$800.00	\$0.00
001-000-000-518-10-10-00	Salaries	\$7,560.58	\$24,639.00	\$6,559.07	\$48,083.00	\$1,001.51
001-000-000-518-10-20-00	Personnel Benefits	\$11,691.37	\$36,160.00	\$12,120.41	\$40,082.00	(\$429.04)
001-000-000-518-10-20-01	Personnel Benefits (EVRP)	\$0.00	\$1,200.00	\$0.00	\$1,100.00	\$0.00
001-000-000-518-10-30-00	Office Supplies	\$15,129.93	\$21,500.00	\$9,190.97	\$26,000.00	\$5,938.96
001-000-000-518-10-30-10	Computers, Software & Licenses	\$42,459.96	\$80,615.00	\$37,989.07	\$64,890.00	\$4,470.89
001-000-000-518-10-40-01	Professional Services (VMS)	\$1,084.89	\$3,750.00	\$952.55	\$4,500.00	\$132.34
001-000-000-518-10-41-00	Professional Services	\$422.71	\$500.00	\$261.50	\$7,068.00	\$161.21

City of Woodland - Expenditure Comparison June 2018 to June 2017

001-000-000-518-10-42-00	Communications	\$25,598.46	\$43,000.00	\$19,842.95	\$43,000.00	\$5,755.51
001-000-000-518-10-43-00	Travel	\$0.00	\$250.00	\$0.00	\$500.00	\$0.00
001-000-000-518-10-46-00	Insurance	\$2,683.24	\$212,607.00	\$2,153.87	\$204,545.00	\$529.37
001-000-000-518-10-47-00	Utilities	\$15,225.32	\$35,700.00	\$15,210.11	\$35,807.00	\$15.21
001-000-000-518-10-47-01	Utilities - 300 E Scott	\$494.33	\$1,600.00	\$322.23	\$1,500.00	\$172.10
001-000-000-518-10-49-00	Miscellaneous	\$1,208.30	\$3,500.00	\$3,534.86	\$8,874.00	(\$2,326.56)
001-000-000-518-10-49-01	EVRP/Wellness/Other	\$675.56	\$5,300.00	\$418.90	\$4,000.00	\$256.66
001-000-000-518-10-49-02	WQCC & Retreat	\$508.73	\$1,500.00	\$431.62	\$2,250.00	\$77.11
001-000-000-518-10-49-03	Miscellaneous: Civil Service	\$137.00	\$1,500.00	\$137.00	\$5,115.00	\$0.00
001-000-000-518-30-31-00	Cleaning Supplies	\$0.00	\$150.00	\$0.00	\$200.00	\$0.00
001-000-000-518-30-41-00	Janitorial Services	\$6,900.00	\$13,500.00	\$6,900.00	\$14,150.00	\$0.00
001-000-000-518-30-48-00	Repairs And Maintenance	\$24,473.89	\$30,000.00	\$10,802.47	\$57,043.00	\$13,671.42
001-000-000-518-61-40-00	Judgments/Claims/Damages	\$115.08	\$2,000.00	\$40,923.12	\$52,176.00	(\$40,808.04)
	Total General Facilities	\$156,369.35	\$518,971.00	\$167,750.70	\$620,883.00	(\$11,381.35)
001-000-000-558-60-10-00	Salaries	\$21,553.66	\$102,516.00	\$45,534.03	\$91,541.00	(\$23,980.37)
001-000-000-558-60-20-00	Personnel Benefits	\$13,165.12	\$49,022.00	\$17,965.95	\$38,647.00	(\$4,800.83)
001-000-000-558-60-41-00	Zoning Administration	\$0.00	\$1,500.00	\$0.00	\$2,000.00	\$0.00
001-000-000-558-60-41-11	Professional Services - CERB Grant	\$747.50	\$748.00	\$1,243.47	\$37,101.00	(\$495.97)
001-000-000-558-60-43-00	Travel And Training	\$465.02	\$1,450.00	\$71.69	\$2,000.00	\$393.33
001-000-000-558-60-49-00	Miscellaneous	\$36.62	\$1,000.00	\$552.98	\$1,400.00	(\$516.36)
001-000-000-558-60-51-00	Planning Assistance	\$15,587.11	\$15,587.00	\$12,485.00	\$12,485.00	\$3,102.11
	Total Planning/Comm Devel	\$51,555.03	\$171,823.00	\$77,853.12	\$185,174.00	(\$26,298.09)
001-000-000-559-30-10-00	Salaries	\$44,811.82	\$19,788.00	\$35,966.03	\$42,956.00	\$8,845.79
001-000-000-559-30-20-00	Personnel Benefits	\$20,175.11	\$13,157.00	\$13,894.05	\$14,252.00	\$6,281.06
001-000-000-559-30-30-00	Operating Supplies (MADD)	\$0.00	\$400.00	\$0.00	\$1,702.00	\$0.00
001-000-000-559-30-31-00	Operating Supplies	\$102.07	\$102.00	\$466.67	\$1,000.00	(\$364.60)
001-000-000-559-30-32-00	Fuel Consumed	\$0.00	\$0.00	\$216.75	\$500.00	(\$216.75)
001-000-000-559-30-41-00	Building Inspection	\$65,995.11	\$80,000.00	\$9,516.44	\$76,079.00	\$56,478.67
001-000-000-559-30-43-00	Travel	\$981.79	\$300.00	\$1,180.79	\$3,000.00	(\$199.00)

City of Woodland - Expenditure Comparison June 2018 to June 2017

001-000-000-559-30-44-00	Advertising (MADD)	\$0.00	\$0.00	\$0.00	\$200.00	\$0.00
001-000-000-559-30-49-00	Miscellaneous And Training	\$148.50	\$800.00	\$982.50	\$2,000.00	(\$834.00)
	Total Building/Comm Devel	\$132,214.40	\$114,547.00	\$62,223.23	\$141,689.00	\$69,991.17
001-000-010-518-90-49-00	Association of WA Cities	\$3,918.00	\$3,918.00	\$3,760.00	\$3,760.00	\$158.00
001-000-010-525-10-50-00	Emergency Services	\$11,309.25	\$13,000.00	\$8,936.25	\$12,387.00	\$2,373.00
001-000-010-539-30-41-00	Animal Control	\$5,574.00	\$14,571.00	\$3,900.00	\$7,800.00	\$1,674.00
001-000-010-553-50-44-00	Diking Assessment	\$4,558.40	\$9,000.00	\$4,472.97	\$9,000.00	\$85.43
001-000-010-553-70-51-00	Air Pollution Control	\$2,547.75	\$2,548.00	\$1,928.85	\$1,930.00	\$618.90
001-000-010-558-70-41-00	Downtown Woodland Revitalization	\$0.00	\$0.00	\$2,000.00	\$2,000.00	(\$2,000.00)
001-000-010-558-70-41-01	Cowlitz Economic Developmt Council	\$2,000.00	\$2,000.00	\$2,000.00	\$2,000.00	\$0.00
001-000-010-565-10-40-00	Woodland Action Center	\$2,500.00	\$2,500.00	\$12,000.00	\$6,000.00	(\$9,500.00)
001-000-010-565-30-40-00	LCCAC	\$0.00	\$1,500.00	\$1,000.00	\$2,500.00	(\$1,000.00)
001-000-010-566-00-50-00	Substance Abuse	\$794.89	\$1,600.00	\$383.23	\$1,535.00	\$411.66
	Total General Government Agency	\$33,202.29	\$50,637.00	\$40,381.30	\$48,912.00	(\$7,179.01)
001-000-020-521-10-10-00	Salaries	\$494,377.70	\$957,365.00	\$545,966.84	\$1,019,670.00	(\$51,589.14)
001-000-020-521-10-20-00	Personnel Benefits	\$201,991.85	\$422,078.00	\$226,924.10	\$407,806.00	(\$24,932.25)
001-000-020-521-10-31-00	Operating Supplies	\$8,893.24	\$21,957.00	\$5,245.53	\$8,363.00	\$3,647.71
001-000-020-521-10-32-00	Fuel Consumed	\$10,422.57	\$22,000.00	\$10,632.83	\$22,642.00	(\$210.26)
001-000-020-521-10-42-10	Communications - Spillman	\$4,879.70	\$12,159.00	\$4,879.70	\$11,580.00	\$0.00
001-000-020-521-10-43-00	Travel	\$1,191.56	\$2,100.00	\$1,997.90	\$4,086.00	(\$806.34)
001-000-020-521-10-48-00	R & M/Radios	\$67.44	\$5,000.00	\$428.82	\$5,000.00	(\$361.38)
001-000-020-521-10-48-01	R & M/Vehicles	\$2,297.60	\$10,000.00	\$5,147.88	\$8,563.00	(\$2,850.28)
001-000-020-521-10-49-00	Miscellaneous	\$5,875.48	\$5,000.00	\$2,627.23	\$9,523.00	\$3,248.25
001-000-020-521-10-49-01	Shop with a Cop	\$5,000.00	\$10,000.00	\$1,350.36	\$17,104.00	\$3,649.64
001-000-020-521-10-49-10	Homocide Investigation	\$730.00	\$1,525.00	\$267.04	\$1,000.00	\$462.96
001-000-020-521-21-49-00	Drug/Criminal Investigations	\$1,120.56	\$2,500.00	\$1,432.82	\$2,471.00	(\$312.26)
001-000-020-521-30-49-01	Crime Prevention DCD #1	\$0.00	\$1,663.00	\$0.00	\$1,437.00	\$0.00
001-000-020-521-30-49-02	Children's Justice Advocacy Center	\$0.00	\$2,367.00	\$0.00	\$2,044.00	\$0.00

City of Woodland - Expenditure Comparison June 2018 to June 2017

001-000-020-521-40-49-00	Training	\$5,699.90	\$8,983.00	\$8,723.76	\$10,244.00	(\$3,023.86)
001-000-020-521-80-30-00	Evidence Room Supplies	\$48.32	\$800.00	\$372.80	\$800.00	(\$324.48)
001-000-020-523-60-51-00	Care & Custody of Prisoners	\$60,343.15	\$131,250.00	\$55,809.12	\$110,849.00	\$4,534.03
001-000-020-528-10-51-00	Dispatching Services	\$53,401.92	\$118,348.00	\$55,114.96	\$106,771.00	(\$1,713.04)
001-000-020-565-50-51-00	Emergency Support Shelter/DCD #3	\$389.25	\$2,367.00	\$389.25	\$2,043.00	\$0.00
001-000-020-594-21-64-01	C/O Equip - Criminal Justice	\$0.00	\$2,000.00	\$0.00	\$0.00	\$0.00
	Total Police	\$856,730.24	\$1,739,462.00	\$927,310.94	\$1,751,996.00	(\$70,580.70)
001-000-025-524-10-10-00	Salaries	\$13,650.00	\$27,040.00	\$13,327.56	\$26,548.00	\$322.44
001-000-025-524-10-20-00	Personnel Benefits	\$1,141.35	\$2,423.00	\$1,109.71	\$2,211.00	\$31.64
001-000-025-524-10-32-00	Fuel Consumed	\$148.65	\$250.00	\$91.81	\$600.00	\$56.84
001-000-025-524-10-49-01	Miscellaneous	\$0.00	\$250.00	\$0.00	\$100.00	\$0.00
001-000-025-524-60-00-00	Nuisance Abatement Costs	\$0.00	\$1,000.00	\$0.00	\$0.00	\$0.00
001-000-025-524-60-49-00	Training	\$0.00	\$500.00	\$60.00	\$100.00	(\$60.00)
	Total Code Enforcement	\$14,940.00	\$31,463.00	\$14,589.08	\$29,559.00	\$350.92
001-000-030-522-10-41-10	Contract with CCFR	\$551,906.50	\$1,103,641.00	\$482,940.50	\$965,881.00	\$68,966.00
	Total Fire	\$551,906.50	\$1,103,641.00	\$482,940.50	\$965,881.00	\$68,966.00
001-000-040-534-00-50-00	Water B & O Tax (DOR)	\$666.58	\$1,380.00	\$586.27	\$1,380.00	\$80.31
001-000-040-535-00-50-00	Sewer B & O Tax (DOR)	\$882.02	\$1,698.00	\$785.91	\$1,698.00	\$96.11
001-000-040-537-00-50-00	Garbage B & O (DOR)	\$401.22	\$765.00	\$371.39	\$765.00	\$29.83
001-000-040-586-00-00-01	Fire Marshall	\$552.00	\$0.00	\$2,969.00	\$4,000.00	(\$2,417.00)
001-000-040-586-00-00-04	Court Remittances/PSEA	\$22,241.12	\$50,360.00	\$25,177.52	\$53,635.00	(\$2,936.40)
001-000-040-586-00-00-05	Court Remittances/JIS	\$6,099.84	\$15,380.00	\$7,691.91	\$15,848.00	(\$1,592.07)
001-000-040-586-00-00-06	Court Remittances/School Zone	\$732.34	\$1,140.00	\$190.29	\$1,202.00	\$542.05
001-000-040-586-00-00-07	Court Remittances/Trauma	\$913.86	\$2,350.00	\$1,175.40	\$2,194.00	(\$261.54)
001-000-040-586-00-00-08	Court Remittances/WSP Highway	\$4,110.90	\$8,538.00	\$4,269.15	\$9,396.00	(\$158.25)
001-000-040-586-00-01-00	Weapons Permits To WSP	\$456.00	\$1,000.00	\$336.00	\$1,700.00	\$120.00
001-000-040-586-00-03-00	Crime Victims Services	\$572.78	\$1,160.00	\$583.44	\$1,305.00	(\$10.66)
001-000-040-586-00-06-00	Civil Review (Pass Through)	\$0.00	\$15,000.00	\$593.75	\$15,000.00	(\$593.75)

City of Woodland - Expenditure Comparison June 2018 to June 2017

001-000-040-586-00-07-00	Plan Review (Pass Through)	\$0.00	\$5,000.00	\$656.25	\$5,000.00	(\$656.25)
001-000-040-589-10-01-00	Refund of Deposits	\$1,500.00	\$2,000.00	\$2,000.00	\$4,000.00	(\$500.00)
001-000-040-589-10-01-01	Special Event Deposit Refunds	\$50.00	\$300.00	\$50.00	\$350.00	\$0.00
001-000-040-589-10-03-00	Weapons Permits To DOL	\$1,431.00	\$2,000.00	\$1,023.00	\$3,400.00	\$408.00
001-000-040-589-90-00-00	Misc Non-Expenditure	\$0.00	\$0.00	\$77.30	\$0.00	(\$77.30)
	Total Non-Expenditures	\$40,609.66	\$108,071.00	\$48,536.58	\$120,873.00	(\$7,926.92)
001-000-050-594-14-64-00	C/O Equip - Clerk/Treasurer	\$0.00	\$0.00	\$969.12	\$2,000.00	(\$969.12)
001-000-050-594-18-64-00	C/O Equip - Gen City Hall	\$429.49	\$2,300.00	\$841.43	\$3,700.00	(\$411.94)
001-000-050-594-21-64-00	C/O Equip - Police Vehicles	\$87,142.56	\$91,843.00	\$50,910.72	\$52,458.00	\$36,231.84
001-000-050-594-21-64-01	C/O Equip - Police	\$0.00	\$25,000.00	\$110,520.64	\$110,521.00	(\$110,520.64)
001-000-050-594-58-64-00	C/O Equip - Planning	\$0.00	\$0.00	\$0.00	\$285.00	\$0.00
001-000-050-594-59-64-00	C/O Equip - Building	\$0.00	\$0.00	\$0.00	\$300.00	\$0.00
	Total Capital Outlay-General fund	\$87,572.05	\$119,143.00	\$163,241.91	\$169,264.00	(\$75,669.86)
001-000-050-597-00-02-00	Contribution to 104: Sales Tax	\$148,955.06	\$267,280.00	\$140,358.37	\$299,283.00	\$8,596.69
001-000-050-597-00-03-01	Contribution to 301: Gambling Tax	\$18,650.22	\$37,300.00	\$115,000.00	\$230,000.00	(\$96,349.78)
001-000-050-597-00-08-00	Contribution to 304: Sales Tax	\$7,395.86	\$13,364.00	\$6,917.90	\$14,864.00	\$477.96
001-000-050-597-22-05-00	Contribution to 401: Hydrants	\$1,750.28	\$3,500.00	\$1,749.96	\$3,500.00	\$0.32
	Total Ttransfers Out	\$176,751.42	\$321,444.00	\$264,026.23	\$547,647.00	(\$87,274.81)
001-000-051-594-13-66-00	C/O Mayor: Copier	\$272.92	\$600.00	\$272.76	\$555.00	\$0.16
001-000-051-594-14-66-00	C/O Fin/Admin: Copier	\$272.92	\$600.00	\$272.76	\$555.00	\$0.16
001-000-051-594-18-66-00	C/O General Facilites: Copier	\$272.92	\$600.00	\$272.76	\$555.00	\$0.16
001-000-051-594-21-66-10	C/O Police: Copier	\$713.49	\$987.00	\$272.76	\$555.00	\$440.73
001-000-051-594-24-66-00	C/O Code Enforcement: Copier	\$272.92	\$600.00	\$272.76	\$555.00	\$0.16
001-000-051-594-58-66-00	C/O Planning: Copier	\$272.92	\$600.00	\$272.76	\$555.00	\$0.16
001-000-051-594-59-66-00	C/O Building: Copier	\$272.94	\$600.00	\$272.76	\$555.00	\$0.18
	Total Copier	\$2,351.03	\$4,587.00	\$1,909.32	\$3,885.00	\$441.71
	Total 001 General Fund	\$2,112,850.56	\$5,671,493.00	\$2,319,528.56	\$5,111,614.00	(\$206,678.00)

002-000-000-508-80-00-00	EFB - Unreserved	\$0.00	\$1,150.00	\$0.00	\$1,150.00	\$0.00
003-000-000-508-80-00-00	EFB - Unreserved	\$0.00	\$2,000.00	\$0.00	\$2,000.00	\$0.00
	Total 002 / 003	\$0.00	\$3,150.00	\$0.00	\$3,150.00	\$0.00
101-000-000-508-80-00-00	EFB - Unreserved	\$0.00	\$4,144.00	\$0.00	\$2,105.00	\$0.00
101-000-000-575-50-31-00	Operating Supplies	\$590.74	\$591.00	\$0.00	\$250.00	\$590.74
101-000-000-575-50-42-00	Communications	\$381.66	\$750.00	\$381.69	\$750.00	(\$0.03)
101-000-000-575-50-47-00	Utilities	\$2,107.45	\$5,000.00	\$2,559.26	\$4,887.00	(\$451.81)
101-000-000-575-50-48-00	Repairs/Maintenance: Building	\$258.96	\$500.00	\$323.34	\$583.00	(\$64.38)
101-000-000-575-50-49-00	Miscellaneous	\$0.00	\$100.00	\$0.00	\$100.00	\$0.00
101-000-000-576-80-10-00	Salaries	\$42,922.40	\$63,163.00	\$34,424.69	\$71,537.00	\$8,497.71
101-000-000-576-80-20-00	Personnel Benefits	\$18,292.33	\$27,559.00	\$14,601.57	\$24,943.00	\$3,690.76
101-000-000-576-80-31-00	Operating Supplies	\$1,264.06	\$2,700.00	\$1,153.47	\$2,663.00	\$110.59
101-000-000-576-80-32-00	Fuel Consumed	\$227.62	\$500.00	\$301.96	\$1,100.00	(\$74.34)
101-000-000-576-80-45-00	Rentals	\$1,978.20	\$8,000.00	\$2,981.70	\$7,700.00	(\$1,003.50)
101-000-000-576-80-47-00	Utilities	\$9,387.93	\$13,000.00	\$6,474.10	\$22,251.00	\$2,913.83
101-000-000-576-80-48-00	R & M: Buildings & Equipment	\$5,060.77	\$10,500.00	\$6,792.87	\$10,187.00	(\$1,732.10)
101-000-000-576-80-49-00	Miscellaneous	\$2,134.78	\$3,800.00	\$1,602.99	\$1,679.00	\$531.79
101-000-000-576-80-49-20	Horseshoe Lake Management	\$0.00	\$5,660.00	\$28.00	\$24,030.00	(\$28.00)
101-000-000-589-10-00-00	Key Deposit Refunds: Comm Center	\$2,400.00	\$4,500.00	\$3,450.00	\$6,300.00	(\$1,050.00)
101-000-000-589-10-01-00	Key Deposit Refunds: HSL Shelter	\$600.00	\$1,500.00	\$900.00	\$2,050.00	(\$300.00)
101-000-000-594-76-64-00	C/O Equipment: Park	\$3,128.02	\$3,128.00	\$55,317.21	\$60,678.00	(\$52,189.19)
101-000-000-594-76-66-00	C/O Park: Copier	\$272.94	\$273.00	\$272.76	\$555.00	\$0.18
101-000-000-597-00-00-03	Contribution to 001: General	\$12,576.00	\$25,152.00	\$13,203.48	\$26,407.00	(\$627.48)
101-000-000-597-00-16-01	Contribution to 001: City Admin	\$0.00	\$0.00	\$1,827.00	\$3,654.00	(\$1,827.00)
	Total 101 Park	\$103,583.86	\$180,520.00	\$146,596.09	\$274,409.00	(\$43,012.23)
104-000-000-508-80-00-00	EFB - Unreserved	\$0.00	\$247,412.00	\$0.00	\$174,442.00	\$0.00
104-000-000-542-30-10-00	Salaries	\$88,066.86	\$177,002.00	\$104,800.57	\$219,358.00	(\$16,733.71)
104-000-000-542-30-20-00	Personnel Benefits	\$44,620.63	\$90,159.00	\$47,647.86	\$98,450.00	(\$3,027.23)

City of Woodland - Expenditure Comparison June 2018 to June 2017

104-000-000-542-30-31-00	Operating Supplies	\$2,136.62	\$3,500.00	\$2,300.43	\$4,135.00	(\$163.81)
104-000-000-542-30-32-00	Fuel Consumed	\$2,559.31	\$5,500.00	\$2,631.65	\$5,680.00	(\$72.34)
104-000-000-542-30-41-00	Professional Services	\$26,051.63	\$48,000.00	\$24,634.56	\$78,792.00	\$1,417.07
104-000-000-542-30-41-10	Pass-Through Services	\$36,187.17	\$50,000.00	\$20,786.62	\$60,970.00	\$15,400.55
104-000-000-542-30-45-00	Rentals	\$0.00	\$750.00	\$0.00	\$1,259.00	\$0.00
104-000-000-542-30-48-00	Repairs/Maintenance: Projects	\$29,254.13	\$81,096.00	\$29,865.92	\$285,600.00	(\$611.79)
104-000-000-542-30-48-20	Repairs/Maintenance: Equipment	\$897.31	\$3,232.00	\$1,502.26	\$3,129.00	(\$604.95)
104-000-000-542-30-48-30	Repairs/Maintenance: Sidewalks	\$0.00	\$0.00	\$0.00	\$10,000.00	\$0.00
104-000-000-542-30-48-40	Repairs/Maintenance: Street Lights	\$770.46	\$28,000.00	\$0.00	\$0.00	\$770.46
104-000-000-542-30-49-00	Miscellaneous	\$1,308.93	\$3,000.00	\$2,651.09	\$5,638.00	(\$1,342.16)
104-000-000-542-63-41-00	Street Lighting	\$25,885.01	\$80,000.00	\$26,854.32	\$76,299.00	(\$969.31)
104-000-000-542-67-41-00	Street Cleaning	\$0.00	\$19,250.00	\$9,350.56	\$9,351.00	(\$9,350.56)
104-000-000-543-10-43-00	Travel	\$357.01	\$1,500.00	\$98.79	\$1,691.00	\$258.22
104-000-000-543-10-49-00	Training	\$825.81	\$2,000.00	(\$120.00)	\$2,000.00	\$945.81
104-000-000-543-50-47-00	Utilities	\$1,983.08	\$4,200.00	\$2,037.26	\$4,200.00	(\$54.18)
104-000-000-594-42-64-00	C/O Equipment: Streets	\$0.00	\$8,000.00	\$40,173.18	\$40,175.00	(\$40,173.18)
104-000-000-594-42-64-01	C/O Street: Copier	\$272.94	\$600.00	\$272.76	\$600.00	\$0.18
104-000-000-597-00-00-02	Contribution to 001: Current	\$50,633.22	\$101,266.00	\$38,325.00	\$76,650.00	\$12,308.22
104-000-000-597-00-00-06	Contribution to 320: Sidewalk	\$0.00	\$0.00	\$53,900.00	\$36,000.00	(\$53,900.00)
104-000-000-597-00-01-01	Contribution to 001: City Admin	\$0.00	\$0.00	\$11,964.96	\$23,930.00	(\$11,964.96)
	Total 104 Street	\$311,810.12	\$954,467.00	\$419,677.79	\$1,218,349.00	(\$107,867.67)
105-000-000-508-10-00-00	EFB - Reserved	\$0.00	\$20.00	\$0.00	\$0.00	\$0.00
105-000-000-557-20-40-00	Emergency Housing(WAC/HOSW)	\$6,000.00	\$6,000.00	\$0.00	\$6,009.00	\$6,000.00
	Total 105 Doc Rec Fee	\$6,000.00	\$6,020.00	\$0.00	\$6,009.00	\$6,000.00
107-000-000-508-80-00-00	EFB - Unreserved	\$0.00	\$76,230.00	\$0.00	\$48,438.00	\$0.00
107-000-000-557-30-49-00	Tourism	\$35,000.00	\$60,500.00	\$34,329.13	\$61,250.00	\$670.87
107-000-000-586-00-02-00	The Big Idea	\$2,540.00	\$2,540.00	\$0.00	\$0.00	\$2,540.00

City of Woodland - Expenditure Comparison June 2018 to June 2017

107-000-000-586-00-02-01	The Big Idea (Chamber)	\$0.00	\$0.00	\$0.00	\$0.00	\$0.00
	Total 107 Hotel Motel	\$37,540.00	\$139,270.00	\$34,329.13	\$109,688.00	\$3,210.87
228-000-000-508-10-00-00	EFB - Reserved	\$0.00	\$317,950.00	\$0.00	\$192,849.00	\$0.00
228-000-000-591-22-71-00	LTGO 2012: Principal	\$0.00	\$95,000.00	\$0.00	\$90,000.00	\$0.00
228-000-000-592-21-80-00	Other Debt Service Costs	\$300.00	\$300.00	\$0.00	\$0.00	\$300.00
228-000-000-592-22-83-00	LTGO 2012: Interest	\$36,556.25	\$73,113.00	\$37,456.25	\$74,913.00	(\$900.00)
	Total 228 LTGO 2012	\$36,856.25	\$486,363.00	\$37,456.25	\$357,762.00	(\$600.00)
229-000-000-508-10-00-00	EFB - Reserved	\$0.00	\$42.00	\$0.00	\$207.00	\$0.00
229-000-000-591-22-71-00	LTGO 2013: Principal	\$0.00	\$45,000.00	\$0.00	\$45,000.00	\$0.00
229-000-000-592-21-80-00	Other Debt Service Costs (2013)	\$300.00	\$300.00	\$0.00	\$0.00	\$300.00
229-000-000-592-22-83-00	LTGO 2013: Interest	\$42,332.50	\$84,665.00	\$42,715.00	\$85,430.00	(\$382.50)
	Total 229 LTGO 2013	\$42,632.50	\$130,007.00	\$42,715.00	\$130,637.00	(\$82.50)
230-000-000-508-10-00-00	EFB - Reserved	\$0.00	\$23,941.00	\$0.00	\$24,114.00	\$0.00
230-000-000-591-22-71-00	LTGO 2017: Principal	\$0.00	\$30,000.00	\$0.00	\$38,000.00	\$0.00
230-000-000-592-21-80-00	Other Debt Service Costs (2017)	\$207.73	\$208.00	\$1,953.11	\$1,953.00	(\$1,745.38)
230-000-000-592-22-83-00	LTGO 2017: Interest	\$13,163.58	\$13,546.00	\$0.00	\$14,042.00	\$13,163.58
	Total 230 LTGO 2017 Fire Stn	\$13,371.31	\$67,695.00	\$1,953.11	\$78,109.00	\$11,418.20
301-000-000-508-80-00-00	EFB - Unreserved	\$0.00	\$1,079,966.00	\$0.00	\$954,516.00	\$0.00
301-000-000-581-10-00-00	Interfund Loan to 325/SR 503/Scott Avenue	\$0.00	\$0.00	\$0.00	\$25,800.00	\$0.00
301-000-000-581-10-00-02	Interfund Loan to 320/Sidewalks	\$0.00	\$0.00	\$0.00	\$116,137.00	\$0.00
301-000-000-581-10-00-04	Interfund Loan to 101/Parks	\$0.00	\$0.00	\$0.00	\$300.00	\$0.00
301-000-000-597-00-00-01	Contribution to 319:	\$36,000.00	\$36,000.00	\$0.00	\$0.00	\$36,000.00
301-000-000-597-00-00-03	Contribution to 228: LTGO 2012 (Land)	\$42,028.50	\$84,057.00	\$68,544.00	\$137,088.00	(\$26,515.50)
301-000-000-597-00-00-05	Contribution to 229: LTGO 2013	\$6,300.00	\$12,600.00	\$6,715.04	\$13,430.00	(\$415.04)
301-000-000-597-00-00-06	Contribution to 230: LTGO 2017	\$21,773.22	\$43,546.00	\$0.00	\$0.00	\$21,773.22

City of Woodland - Expenditure Comparison June 2018 to June 2017

301-000-000-597-00-02-00	Contribution to 001: General Fund	\$197,075.00	\$237,054.00	\$23,000.02	\$124,990.00	\$174,074.98
301-000-000-597-00-03-00	Contribution to 319: New City Hall	\$0.00	\$0.00	\$32,499.96	\$65,000.00	(\$32,499.96)
301-000-000-597-00-04-00	Contribution to 104: Street	\$0.00	\$0.00	\$51,570.52	\$103,141.00	(\$51,570.52)
301-000-000-597-00-07-00	Contribution to 324: Scott Avenue Reconnection	\$0.00	\$0.00	\$30,000.00	\$32,287.00	(\$30,000.00)
301-000-000-597-00-16-00	Contribution to 101: Park	\$20,023.02	\$33,433.00	\$71,500.00	\$102,000.00	(\$51,476.98)
	Total 301 CPR: General Reserve	\$323,199.74	\$1,526,656.00	\$283,829.54	\$1,674,689.00	\$39,370.20
304-000-000-508-10-00-00	EFB - Reserved	\$0.00	\$9,013.00	\$0.00	\$0.00	\$0.00
304-000-000-508-80-00-00	EFB - Unreserved	\$0.00	\$0.00	\$0.00	\$39,858.00	\$0.00
304-000-000-597-00-01-00	Contribution To 001/Current	\$44,410.00	\$44,410.00	\$0.00	\$0.00	\$44,410.00
	Total 304 Equip Acqn Reserve	\$44,410.00	\$53,423.00	\$0.00	\$39,858.00	\$44,410.00
319-000-000-508-80-00-00	EFB - Unreserved	\$0.00	\$0.00	\$0.00	\$11,391.00	\$0.00
319-000-000-518-41-10-00	Professional Services: Fire Station	\$4,000.89	\$4,001.00	\$61,280.21	\$82,037.00	(\$57,279.32)
319-000-000-518-41-10-01	Professional Services: Mediation	\$2,869.84	\$10,434.00	\$0.00	\$0.00	\$2,869.84
319-000-000-592-22-80-00	Other Debt Service Costs (2017)	\$0.00	\$0.00	\$14,753.11	\$14,753.00	(\$14,753.11)
319-000-000-594-22-62-00	Construction: Fire Station	\$42,955.90	\$42,956.00	\$1,015,271.36	\$1,394,717.00	(\$972,315.46)
319-000-000-597-00-00-01	Contribution to 230: LTGO 2017	\$0.00	\$0.00	\$1,953.11	\$78,109.00	(\$1,953.11)
	Total 319 Public Safety Fund	\$49,826.63	\$57,391.00	\$1,093,257.79	\$1,581,007.00	(\$1,043,431.16)
320-000-000-508-80-00-00	EFB - Unreserved	\$0.00	\$29,199.00	\$0.00	\$134,565.00	\$0.00
320-000-000-581-20-00-04	Loan Repaymt to 301: Principal	\$108,750.00	\$108,750.00	\$0.00	\$0.00	\$108,750.00
320-000-000-592-42-82-04	Loan Repymt to 301: Interest	\$586.29	\$586.00	\$0.00	\$0.00	\$586.29
320-000-000-595-10-41-00	Professional Services	\$0.00	\$0.00	\$21,014.18	\$32,372.00	(\$21,014.18)
320-000-000-595-61-60-00	Sidewalks	\$0.00	\$0.00	\$32,452.00	\$149,600.00	(\$32,452.00)
320-000-000-595-90-40-00	Project Administration	\$0.00	\$0.00	\$625.00	\$691.00	(\$625.00)
	Total 320 Sidewalk Project	\$109,336.29	\$138,535.00	\$54,091.18	\$317,228.00	\$55,245.11
324-000-000-508-10-00-00	EFB - Reserved	\$0.00	\$32,340.00	\$0.00	\$32,340.00	\$0.00
324-000-000-595-42-40-00	Professional Services	\$0.00	\$0.00	\$29,749.49	\$32,340.00	(\$29,749.49)

	Total 324 Scott Ave Reconnection	\$0.00	\$32,340.00	\$29,749.49	\$64,680.00	(\$29,749.49)
325-000-000-508-10-00-00	EFB - Reserved	\$0.00	\$0.00	\$0.00	\$46.00	\$0.00
325-000-000-508-80-00-00	EFB - Unreserved	\$0.00	\$46.00	\$0.00	\$0.00	\$0.00
	Total 325 SR503/Scott Ave Intersection	\$0.00	\$46.00	\$0.00	\$46.00	\$0.00
326-000-000-508-80-00-00	EFB - Unreserved	\$0.00	\$247.00	\$0.00	\$19,789.00	\$0.00
326-000-000-597-00-03-00	Contribution to 104/Street	\$9,871.44	\$19,742.00	\$0.00	\$0.00	\$9,871.44
	Total 326 S. Woodland SRTS	\$9,871.44	\$19,989.00	\$0.00	\$19,789.00	\$9,871.44
327-000-000-508-80-00-00	EFB - Unreserved	\$0.00	\$1,048.00	\$0.00	\$90,878.00	\$0.00
327-000-000-597-00-00-01	Contribution to 353/Impact Fees	\$20,000.00	\$40,000.00	\$0.00	\$0.00	\$20,000.00
327-000-000-597-00-05-00	Contribution to 104/Street	\$25,315.44	\$50,630.00	\$0.00	\$0.00	\$25,315.44
	Total 327 SR503 CC Street Proj	\$45,315.44	\$91,678.00	\$0.00	\$90,878.00	\$45,315.44
351-000-000-508-10-00-00	EFB - Reserved	\$0.00	\$235,314.00	\$0.00	\$237,971.00	\$0.00
351-000-000-597-00-00-03	Contribution to 228: PS Land	\$42,028.44	\$84,056.00	\$13,912.50	\$27,825.00	\$28,115.94
	Total 351 Impact Fees: Fire	\$42,028.44	\$319,370.00	\$13,912.50	\$265,796.00	\$28,115.94
352-000-000-508-10-00-00	EFB - Reserved	\$0.00	\$139,156.00	\$0.00	\$139,749.00	\$0.00
352-000-000-594-76-61-00	C/O Park Construction	\$21,393.02	\$21,393.00	\$0.00	\$0.00	\$21,393.02
	Total 352 Impact Fees: Park	\$21,393.02	\$160,549.00	\$0.00	\$139,749.00	\$21,393.02
353-000-000-508-10-00-00	EFB - Reserved	\$0.00	\$229,722.00	\$0.00	\$190,190.00	\$0.00
353-000-000-558-70-00-00	CERB Feasibility Study (1/3)	\$972.78	\$41,667.00	\$0.00	\$0.00	\$972.78
	Total 353 Impact Fees: Transp	\$972.78	\$271,389.00	\$0.00	\$190,190.00	\$972.78
401-000-000-508-80-00-00	EFB - Unreserved	\$0.00	\$664,727.00	\$0.00	\$956,661.00	\$0.00
401-000-000-534-50-10-00	Salaries	\$170,466.10	\$376,582.00	\$141,369.15	\$320,944.00	\$29,096.95
401-000-000-534-50-20-00	Personnel Benefits	\$81,528.72	\$181,278.00	\$70,948.46	\$147,987.00	\$10,580.26
401-000-000-534-50-31-00	Operating Supplies: General	\$4,815.71	\$8,000.00	\$5,243.10	\$8,000.00	(\$427.39)
401-000-000-534-50-31-10	Operating Supplies: WTP	\$53,168.75	\$110,000.00	\$47,101.41	\$120,764.00	\$6,067.34
401-000-000-534-50-32-00	Fuel Consumed	\$2,559.31	\$5,000.00	\$2,631.68	\$6,200.00	(\$72.37)
401-000-000-534-50-34-00	Items For Inventory/Resale	\$6,558.95	\$8,000.00	\$3,515.24	\$9,556.00	\$3,043.71
401-000-000-534-50-41-00	Professional Services	\$6,579.93	\$95,000.00	\$7,398.50	\$21,685.00	(\$818.57)
401-000-000-534-50-41-10	Water Quality Testing	\$1,800.00	\$18,000.00	\$6,734.00	\$18,000.00	(\$4,934.00)

401-000-000-534-50-42-00	Communications	\$6,937.92	\$12,750.00	\$7,128.89	\$14,482.00	(\$190.97)
401-000-000-534-50-43-00	Travel	\$199.91	\$2,000.00	\$343.34	\$2,000.00	(\$143.43)
401-000-000-534-50-47-00	Utilities	\$24,627.68	\$40,000.00	\$18,825.23	\$53,822.00	\$5,802.45
401-000-000-534-50-48-00	R & M: Distribution	\$16,194.36	\$40,000.00	\$7,073.07	\$40,000.00	\$9,121.29
401-000-000-534-50-48-10	R & M: Treatment	\$6,362.38	\$75,601.00	\$18,511.69	\$79,567.00	(\$12,149.31)
401-000-000-534-50-48-20	R & M: Distribution Equipment	\$5,457.28	\$7,982.00	\$757.61	\$7,500.00	\$4,699.67
401-000-000-534-50-49-00	Miscellaneous	\$495.54	\$6,500.00	\$5,264.51	\$9,500.00	(\$4,768.97)
401-000-000-534-60-49-10	Training	\$1,985.00	\$5,000.00	\$1,222.00	\$5,000.00	\$763.00
401-000-000-534-90-49-00	Tax On Water Sales	\$35,413.66	\$78,836.00	\$33,531.61	\$76,540.00	\$1,882.05
401-000-000-534-90-51-00	Intergvmt Professional Servces	\$5,295.19	\$10,000.00	\$3,564.83	\$10,000.00	\$1,730.36
401-000-000-589-10-00-00	Installation Deposit Refunds	\$20,286.29	\$24,440.00	\$21,509.00	\$42,001.00	(\$1,222.71)
401-000-000-591-34-79-10	PWTF '97/Filtrn Plnt: Principal	\$0.00	\$0.00	\$95,104.39	\$95,105.00	(\$95,104.39)
401-000-000-591-34-79-20	PWTF 2013/Ranney Principal	\$53,258.24	\$53,258.00	\$53,258.23	\$53,258.00	\$0.01
401-000-000-592-34-80-10	PWTF '97 Filtrn Plnt: Interest	\$0.00	\$0.00	\$2,853.13	\$2,854.00	(\$2,853.13)
401-000-000-592-34-80-20	PWTF 2013/Ranney Interest	\$1,997.18	\$1,997.00	\$2,130.33	\$2,131.00	(\$133.15)
401-000-000-594-34-63-00	C/O Hydrants	\$0.00	\$3,000.00	\$0.00	\$3,075.00	\$0.00
401-000-000-594-34-64-00	C/O Equipment: Water	\$0.00	\$0.00	\$40,503.47	\$40,600.00	(\$40,503.47)
401-000-000-594-34-64-10	C/O Equipment: WTP Only	\$0.00	\$5,000.00	\$0.00	\$5,000.00	\$0.00
401-000-000-594-34-66-10	C/O Water: Copier	\$272.94	\$695.00	\$272.76	\$695.00	\$0.18
401-000-000-597-00-00-02	Contribution to 001: Current	\$110,462.94	\$220,925.00	\$88,200.00	\$176,400.00	\$22,262.94
401-000-000-597-00-01-01	Contribution to 413/WTP Improvements	\$372,000.00	\$744,000.00	\$0.00	\$0.00	\$372,000.00
401-000-000-597-00-02-01	Contribution to 001: City Admin	\$0.00	\$0.00	\$18,126.00	\$36,252.00	(\$18,126.00)
	Total 401 Water	\$988,723.98	\$2,798,571.00	\$703,121.63	\$2,365,579.00	\$285,602.35
402-000-000-508-80-00-00	EFB - Unreserved	\$0.00	\$1,411,294.00	\$0.00	\$1,296,218.00	\$0.00
402-000-000-535-50-10-00	Salaries	\$163,911.44	\$365,383.00	\$149,024.41	\$330,429.00	\$14,887.03
402-000-000-535-50-20-00	Personnel Benefits	\$78,303.09	\$171,045.00	\$69,016.40	\$152,361.00	\$9,286.69
402-000-000-535-50-31-00	Operating Supplies	\$4,904.70	\$6,800.00	\$1,933.28	\$5,953.00	\$2,971.42
402-000-000-535-50-31-10	Operating Supplies: STP	\$8,095.50	\$50,000.00	\$23,050.89	\$55,000.00	(\$14,955.39)
402-000-000-535-50-32-00	Fuel Consumed	\$2,303.19	\$6,400.00	\$2,631.70	\$6,400.00	(\$328.51)

City of Woodland - Expenditure Comparison June 2018 to June 2017

402-000-000-535-50-41-00	Professional Services	\$13,232.52	\$60,000.00	\$30,244.84	\$57,654.00	(\$17,012.32)
402-000-000-535-50-41-10	Intergvmt Professional Service	\$3,400.57	\$10,000.00	\$6,778.95	\$11,735.00	(\$3,378.38)
402-000-000-535-50-41-20	Professional Services: Testing	\$6,140.00	\$15,000.00	\$9,666.00	\$17,636.00	(\$3,526.00)
402-000-000-535-50-41-21	Pass Through Services	\$7,254.00	\$10,000.00	\$6,240.00	\$13,364.00	\$1,014.00
402-000-000-535-50-42-00	Communications	\$5,983.05	\$10,000.00	\$5,383.59	\$11,299.00	\$599.46
402-000-000-535-50-43-00	Travel	\$795.35	\$2,000.00	\$32.00	\$2,000.00	\$763.35
402-000-000-535-50-47-00	Utilities	\$59,537.12	\$130,000.00	\$62,588.52	\$134,726.00	(\$3,051.40)
402-000-000-535-50-48-00	Repairs/Maintenance: Project	\$27,785.36	\$50,000.00	\$7,051.52	\$80,000.00	\$20,733.84
402-000-000-535-50-48-10	Repairs/Maintenance: STP	\$162,730.37	\$502,030.00	\$175,538.98	\$350,000.00	(\$12,808.61)
402-000-000-535-50-48-20	Repairs/Maintenance: Equipment	\$2,438.37	\$5,000.00	\$1,941.36	\$5,000.00	\$497.01
402-000-000-535-50-48-30	Repairs/Maintenance: Lift Stations	\$0.00	\$365,000.00	\$0.00	\$0.00	\$0.00
402-000-000-535-50-49-00	Miscellaneous	\$378.20	\$7,500.00	\$6,660.00	\$31,990.00	(\$6,281.80)
402-000-000-535-50-49-10	Training	\$1,429.29	\$3,000.00	\$835.00	\$3,000.00	\$594.29
402-000-000-535-90-49-00	Tax On Sewer	\$24,864.61	\$46,923.00	\$8,679.68	\$49,599.00	\$16,184.93
402-000-000-591-35-79-10	PWTF '99 Imp Principal	\$183,474.30	\$183,475.00	\$183,474.29	\$183,475.00	\$0.01
402-000-000-591-35-79-20	DOE/SRF 2001 Principal	\$40,021.49	\$79,152.00	\$39,427.85	\$79,152.00	\$593.64
402-000-000-591-35-79-30	PWTF 2013/Sewerline Replacement	\$36,822.94	\$36,823.00	\$36,822.94	\$36,823.00	\$0.00
402-000-000-592-35-80-10	PWTF '99 Improvmnts: Interest	\$3,669.49	\$5,505.00	\$5,504.23	\$5,505.00	(\$1,834.74)
402-000-000-592-35-80-20	DOE/SRF 2001 Loan: Interest	\$3,754.29	\$8,400.00	\$4,347.93	\$8,400.00	(\$593.64)
402-000-000-592-35-80-30	PWTF 2013 Westside Sewer Interest	\$1,380.86	\$2,946.00	\$1,472.92	\$2,946.00	(\$92.06)
402-000-000-594-35-64-00	C/O Equipment: Sewer	\$0.00	\$0.00	\$40,102.47	\$40,200.00	(\$40,102.47)
402-000-000-594-35-64-10	C/O Equipment: Treatment WWTP	\$1,158.99	\$5,000.00	\$4,844.88	\$5,000.00	(\$3,685.89)
402-000-000-594-35-66-10	C/O Sewer: Copier	\$272.94	\$650.00	\$272.76	\$650.00	\$0.18
402-000-000-597-00-00-02	Contribution to 001: Current	\$136,814.94	\$273,629.00	\$107,625.00	\$215,250.00	\$29,189.94
402-000-000-597-00-03-01	Contribution to 001: City Admin	\$0.00	\$0.00	\$25,820.46	\$51,641.00	(\$25,820.46)
	Total 402 Sewer	\$980,856.97	\$3,822,955.00	\$1,017,012.85	\$3,243,406.00	(\$36,155.88)

City of Woodland - Expenditure Comparison June 2018 to June 2017

403-000-000-508-80-00-00	EFB - Unreserved	\$0.00	\$100.00	\$0.00	\$0.00	\$0.00
403-000-000-537-60-47-00	Garbage Contract	\$370,068.93	\$749,308.00	\$357,040.34	\$749,308.00	\$13,028.59
403-000-000-586-00-00-01	State Tax on Garbage Collection	\$11,588.74	\$25,808.00	\$11,137.01	\$25,808.00	\$451.73
403-000-000-589-37-00-10	B & O Tax/Garbage & Recycling	\$6,451.55	\$10,754.00	\$6,366.98	\$10,754.00	\$84.57
403-000-000-597-00-08-00	Contribution To 001: Current	\$58,660.00	\$134,130.00	\$47,956.64	\$134,130.00	\$10,703.36
	Total 403 Garbage/Recycling	\$446,769.22	\$920,100.00	\$422,500.97	\$920,000.00	\$24,268.25
413-000-000-508-80-00-00	EFB - Unreserved	\$0.00	\$0.00	\$0.00	\$14,992.00	\$0.00
413-000-000-594-34-63-10	Construction (WTP Update)	\$0.00	\$744,000.00	\$0.00	\$0.00	\$0.00
413-000-000-595-10-41-00	Professional Services	\$45,882.83	\$16,934.00	\$63,379.90	\$65,000.00	(\$17,497.07)
	Total 413 Booster Pump Stn/WTP	\$45,882.83	\$760,934.00	\$63,379.90	\$79,992.00	(\$17,497.07)
421-000-000-508-10-00-00	EFB - Reserved	\$0.00	\$438,423.00	\$0.00	\$382,090.00	\$0.00
421-000-000-508-80-00-00	EFB - Unreserved	\$0.00	\$0.00	\$0.00	\$0.00	\$0.00
421-000-000-558-70-00-00	CERB Feasibility Study (1/3)	\$972.79	\$41,666.00	\$0.00	\$0.00	\$972.79
	Total 421 Water Utility Reserves	\$972.79	\$480,089.00	\$0.00	\$382,090.00	\$972.79
422-000-000-508-10-00-00	EFB - Reserved	\$0.00	\$318,757.00	\$0.00	\$229,140.00	\$0.00
422-000-000-508-80-00-00	EFB - Unreserved	\$0.00	\$0.00	\$0.00	\$0.00	\$0.00
422-000-000-558-70-00-00	CERB Feasibility Study (1/3)	\$972.79	\$41,666.00	\$0.00	\$0.00	\$972.79
422-000-000-594-35-64-00	C/O Equipment: Sewer	\$129,471.83	\$129,472.00	\$0.00	\$700,000.00	\$129,471.83
	Total 422 Sewer Utility Reserves	\$130,444.62	\$489,895.00	\$0.00	\$929,140.00	\$130,444.62
640-000-000-508-10-00-00	EFB - Reserved	\$0.00	\$147,061.00	\$0.00	\$98,331.00	\$0.00
640-000-000-508-80-00-00	EFB - Unreserved	\$0.00	\$0.00	\$0.00	\$0.00	\$0.00
640-000-000-589-10-00-00	Utility Deposit Refunds	\$16,246.79	\$30,000.00	\$9,714.99	\$45,000.00	\$6,531.80
640-000-000-589-10-00-01	Interest Allocation To 401/402	\$0.00	\$0.00	\$0.00	\$930.00	\$0.00
	Total 640 Utility Deposits	\$16,246.79	\$177,061.00	\$9,714.99	\$144,261.00	\$6,531.80
650-000-000-514-20-40-00	Admin Fee For WSD #404	\$920.00	\$2,640.00	\$681.00	\$2,080.00	\$239.00
650-000-000-514-30-40-00	Disbursement To WSD #404	\$99,080.00	\$197,360.00	\$67,069.00	\$228,170.00	\$32,011.00
	Total 650 Impact Fees: School	\$100,000.00	\$200,000.00	\$67,750.00	\$230,250.00	\$32,250.00
		\$6,572,802.08	\$19,959,956.00	\$7,243,517.27	\$20,934,236.00	(\$670,715.19)

City of Woodland - Expenditure Comparison June 2018 to June 2017



What's happening in the City in the Clerk-Treasurer's Office

June 4, 2018

by Mari Ripp, Clerk-Treasurer

Accomplishments: It's been a busy few months in the Clerk-Treasurer Department!

Annual Report. The State Auditor requires the Annual Financial Report to be filed by May 30th. We spent time in April and May compiling all the information for the report. Mari Ripp, Clerk-Treasurer and Gina Anderson, Deputy Clerk-Treasurer spent numerous hours completing the report. It was reviewed and then filed on time on May 30th!

Lodging Tax Report – filed report related to 2017 Hotel/Motel funding and expenditures on May 30th with JLARC/State Agency.

Transportation Benefit District – filed 2017 annual report on May 30th per State Auditor requirements. Open House for Municipal Clerks Week - On May 10th the CT office hosted an Open House. We had approximately 15-20 attend the event. We prepared information and gave some behind the scenes tours. It was well received by those who attended.

Boards & Commission Vacancies - We have been working on filling the positions for the Council Position No. 7 vacancy, the Park Board vacancy, the Civil Service Commission vacancy and also the Planning Commission vacancy.

Human Resources / Payroll / Employment The CT office on-boarded new hires:

- Paul Uminiski, Police Department Police Officer
- Bruce Sloniker, Public Works Water Operator
- Emilio Foden, Public Works Student Engineering Intern
- Paul Trice, Public Works Parks Seasonal Laborer
- Dylan Oliver, Public Works Parks Seasonal Laborer
- John Jenkins, Public Works Utility Service Worker I

Performance Evaluations in CT Dept. completed for Audrey DeVilling, Payroll Clerk and Jessica Hartmann, Clerk III.

Personnel Policy – reviewing for upcoming changes including sick leave and part-time employees, policy on Exempt Salary procedure.

Risk Management / Claims for Damages –

Processed claim for Police Chief car, City restroom damage, York Trip & Fall, Seeborg medical claim, Fire Station/Big Rock Construction claims for lien.

Scheduled sidewalk and city facility risk management survey for end of June.



What's happening in the City in the Clerk-Treasurer's Office

Mosquito Control District – We received a report from our city rep Frank Oppichinni and it was given at the May 21st council meeting.

Secretary of State – Local Records Grant Application.

We applied for a Local Records Grant for funding to complete a large records and archives project in 2018-2019. These are related to records left by the Fire Department and also old city hall records from 1940's to 1960's that are stored under the stairs at the old city hall / fire station. Unfortunately, we were not successful in the first round. Clerk-Treasurer Ripp is meeting with the Archivist in June to discuss the 2nd round application.

IT and Implementation – City Hall Server migration is nearly complete. The 2nd phase was bringing everyone over to Office 365, so all employees will be using the same version of the software.

Next is the installation of the Vision Municipal Solutions Payroll Portal module and the Fixed Asset module and the Backflow Module.

Bids / Quotes / Projects - We are currently working on a number of bids/quotes/projects including

- Fee Resolution and comparison,
- public records fees and public hearing,
- Proclamation for National Law Enforcement Memorial Week, May 13-19
- Proclamation for Municipal Clerks Week, May 6-12
- Proclamation for National Public Works Week, May 20-27
- Employment temporary staffing contract,
- Janitorial Contract
- Surplus Sale – preparing resolution and list of surplus items, ad, etc.,
- Newspaper of Record,
- Postage machine/meter,
- Shredding/Document Management,
- Notices for RFP for Feasibility Study,
- Notices for RFP for Lift Station No. 5,
- Cowlitz County agreement for The Big Idea Tourism sign
- Ordinance 1402 – Council compensation code clean-up
- Transportation Benefit District – Assumption of Powers by city – Notices, Resolutions, etc.
- Business Licenses and late charges assessed
- Utility billing for April, 2018 and May late charges.
- Payroll for April 30th and May 31st
- Voucher processing for April and May, 2018
- Accounts Receivable for April and May, 2018
- Financial Reports to Finance Committee for February, and March, 2018.
- Gambling tax report to Finance Committee



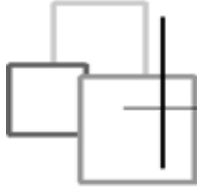
What's happening in the City in the Clerk-Treasurer's Office

Special Events - processed applications for 6/22-24 Ham Radio Field Day, Planter's Days events and fireworks display permits, Street Closure/Block Party for Holloway on 7/4/2018, Grace Community Church Picnic 8/19/2018, Ladles of Love Soup Kitchen by Clover Valley Community Church Nov 2018 – April 2019,

Training – conducted the webinar series “Working Together – Understanding the roles & responsibilities of elected officials”, 2) Finance 101 for Elected Officials by AWC, WFOA-State Auditor, Open Gov Citizen Engagement, and MRSC Strategic Long Term Budgeting.

There are many more tasks and accomplishments completed by the Clerk-Treasurer staff. Kudo's to all their hard work and dedication!

If you have any questions, please contact Mari Ripp, Clerk-Treasurer, rippm@ci.woodland.wa.us or 360-225-8281 ext. 114.



Rate Receipt Activity

Account List: All Accounts
Status: Active

Posting Date	Account	Name	Address	Amount
License Fees				
10 - Salon/leasee Of Booth				
5/3/2018	398	Bonnie Tompkins	369 Gun Club RD Woodland WA 98674	\$30.00
				\$30.00
15 - Professional Rate/partn				
1/2/2018	000079.7	Cocobella Spa, Llc	1227 N. Goerig ST #D Woodland WA 98674-0000	\$105.00
1/2/2018	000151.3	Hemmelman Chiropractic	1933 Belmont Loop Ste C Woodland WA 98674-0000	\$105.00
1/2/2018	000012.7	All About You Hair Design	660 Goerig, STE E Woodland WA 98674-0000	\$105.00
1/8/2018	000338.1	Lewis River Dental	500 Columbia ST #B Woodland WA 98674-0000	\$105.00
1/8/2018	000341.0	Woodland Real Estate, LLC	P.o. Box Woodland WA 98674-0000	\$105.00
1/8/2018	000122.3	Family Health Center	Longview WA 98632-0000	\$105.00
1/16/2018	000331.4	Woodland Eye & Vision	500 Columbia St STE A Woodland WA 98674-0000	\$105.00
1/29/2018	000331.0	Woodland Dental Center	P.O. Box Woodland WA 98674-0000	\$105.00
2/2/2018	000342.2	Woodland Veterinary Hospital	P.o. Box Woodland WA 98674-0000	\$105.00
				\$945.00
17 - Professional Rate/singl				
1/8/2018	000153.0	Healthy Living Chiropractic	1044 B Street Woodland WA 98674-0000	\$70.00
1/22/2018	000242.0	Pearson Medical Clinic	P.o. Box Woodland WA 98674-0000	\$70.00
6/1/2018	000106.6	Draper Orthodontics	2052 N 9th Way Ridgefield WA 98642-0000	\$70.00
				\$210.00
3 - Bus/inside City Limits				
1/2/2018	139	Schultz Photography	PO Box Woodland WA 98674	\$70.00
1/2/2018	000254.3	Rooster Brew	PO Box Woodland WA 98674-0000	\$70.00
1/2/2018	000259.8	Rooster Brew Espresso, LLC	P.o. Box Woodland WA 98674-0000	\$70.00
1/2/2018	000060.0	Burgerville, USA	1120 Lewis River Road Woodland WA 98674-0000	\$70.00
1/2/2018	000198.2	Luckman Coffee Co, Inc	1230 C Lewis River Road Woodland WA 98674-0000	\$70.00
1/2/2018	000343.5	WSCO Petroleum DBA Toad's	Portland, Oregon 97210-0000	\$70.00
1/2/2018	000235.2	P.T. NW Of Longview, Inc.	Longview WA 98632-0000	\$70.00
1/2/2018	000265.5	Brabec Rentals	Court Battleground WA 98604-0000	\$70.00
1/2/2018	000058.5	Bryce Miller Insurance Agency, Inc	PO Box Battleground WA 98604-0000	\$70.00
1/2/2018	000068.8	Chen's China Garden Inc DBA	265 Millard Street Woodland WA 98674-0000	\$70.00
1/2/2018	000302.5	Trailer Depot	Castle Rock WA 98611-0000	\$70.00
1/2/2018	236	Moze Meeker	Island Aire DR Woodland WA 98674	\$70.00
1/2/2018	000021.4	Anderson's Truck & Trailer Repair	Vancouver WA	\$70.00
1/2/2018	000267.1	Schurman Rentals	Woodland WA 98674-0000	\$70.00
1/2/2018	000140.9	Lowell & Netta Groat Rentals	Ridgefield WA 98642-0000	\$70.00
1/2/2018	000241.0	Paul Rentals	Woodland WA 98674-0000	\$70.00
1/2/2018	000311.8	Veteto Rentals	Litchfield, AZ 85340-0000	\$70.00
1/2/2018	348	Carri Lynn Kerr DBA: Hotei	Kalama WA 98625	\$70.00
1/2/2018	000174.0	Darlene Johnson, C.P.A.	PO Box Woodland WA 98674-0000	\$70.00
1/2/2018	000174.3	Johnson Rentals	PO Box Woodland WA 98674-0000	\$74.00
1/2/2018	000019.0	Woodport Properties LLC	PO Box Bend, Oregon 97709-0000	\$75.00
1/2/2018	000154.5	Ace Hardware-Woodland #2000	Vancouver WA 98660-0000	\$70.00
1/2/2018	000154.1	Hi-School Pharmacy 2100	Vancouver WA 98660-0000	\$70.00
1/3/2018	000308.0	U.S. Bank	569 Goerig St Woodland WA 98674-0000	\$70.00
1/3/2018	349	J J's Computer Repair	Beechwood St Woodland WA 98674	\$70.00
1/3/2018	000028.7	Applied Plant Science Inc	Abbotsford British	\$70.00

Posting Date	Account	Name	Address	Amount
1/3/2018	000028.7	Applied Plant Science Inc	Abbotsford British	\$70.00
1/3/2018	000028.7	Applied Plant Science Inc	Abbotsford British	(\$70.00)
1/3/2018	000206.0	Merwin Tap	Woodland WA 98674-0000	\$70.00
1/3/2018	107	Used Car Factory Inc. DBA	Woodland WA 98674	\$70.00
1/3/2018	000252.5	Reed's Automotive	1944 Belmont Loop Woodland WA 98674-0000	\$70.00
1/3/2018	000252.0	SK Group LLC DBA Quikway	1280 Lewis River RD Woodland WA 98674	\$70.00
1/4/2018	000195.0	Lewis River Shell	PO Box Portland OR 97217-0000	\$70.00
1/4/2018	000297.1	Thoeny Farms Inc	PO Box Woodland WA 98674-0000	\$70.00
1/4/2018	189	B & B Complex	Ridgefield WA 98642	(\$5.00)
1/4/2018	189	B & B Complex	Ridgefield WA 98642	\$70.00
1/4/2018	46	Pacific Northwest Consulting, LLC	906 Caples RD Woodland WA 98674	\$70.00
1/4/2018	000287.0	Swanson Family Plaza, LLC	Woodland WA 98674-0000	\$70.00
1/4/2018	000039.6	Barbara Boswell	P.o. Box Woodland WA 98674-0000	\$70.00
1/4/2018	000293.8	Teriyaki Spice LLC	Ridgefield WA 98642	\$70.00
1/4/2018	000226.4	North Fork Diesel	PO Box Woodland WA 98674-0000	\$70.00
1/4/2018	000058.4	Brunson Rentals	e LaCenter WA 98629-0000	\$70.00
1/4/2018	000070.3	Linda Small Christlieb - Rentals	PO Box Spanaway WA 98387	\$70.00
1/4/2018	000235.0	Osprey, Inc.	P.o. Box Woodland WA 98674-0000	\$70.00
1/4/2018	163	Hawken Fishing	1358 Down River DR Unit A Woodland WA 98674	\$70.00
1/4/2018	000259.7	Jason Rietdyk & Torey Resleff	Ridgefield WA 98642-0000	\$78.00
1/4/2018	000186.7	Robert & Brenda Lee Rentals	Woodland WA 98674-0000	\$70.00
1/4/2018	231	LDM, LLC	Woodland WA 98674	\$40.00
1/4/2018	231	LDM, LLC	Woodland WA 98674	(\$40.00)
1/4/2018	000126.9	Fitness 620 LC DBA Snap Fitness	Washougal WA 98671-0000	\$70.00
1/4/2018	000256.2	Red Gate Storage	9601 Old Pacific Hwy Woodland WA 98674-0000	\$70.00
1/4/2018	000229.5	N & O Properties	Vancouver WA 98660-0000	\$75.00
1/4/2018	000330.0	Woodland Convalescent Center	P.o. Box Woodland WA 98674-0000	\$70.00
1/4/2018	000326.0	Woodland Assisted Living	P.o. Box Woodland WA 98674-0000	\$70.00
1/4/2018	000047.0	Bjur, Becky - Rentals	P.o. Box Woodland WA 98674-0000	\$70.00
1/4/2018	000343.8	Woodland Wheelchair Service	PO Box Woodland WA 98674-0000	\$70.00
1/4/2018	000253.0	Ragsdale Rentals	Washougal WA 98671-0000	\$70.00
1/4/2018	000201.8	Macrae Rentals	LaCenter WA 98629-0000	\$70.00
1/5/2018	000345.2	Zoe Adult Family Home	Woodland WA 98674-0000	\$70.00
1/5/2018	270	Greenline Auto LLC	9555 Old Pacific HWY Woodland WA 98674	\$70.00
1/5/2018	000231.0	Northwest Pet Products	P.o. Box Woodland WA 98674-0000	\$70.00
1/5/2018	352	Pucci Davis Properties, LLC	Longview WA	\$40.00
1/5/2018	352	Pucci Davis Properties, LLC	Longview WA	\$70.00
1/5/2018	000016.6	Piller Aimmco, Inc	1665 Schurman Way Woodland WA 98674-0000	\$70.00
1/5/2018	000157.0	Horseshoe Lake Trailer Court	Vancouver WA 98682-0000	\$108.00
1/5/2018	000345.3	Zumstein Rental	Woodland WA 98674-0000	\$72.00
1/5/2018	000059.7	Simpson Properties Llc	Robinson RD Woodland WA 98674-0000	\$70.00
1/5/2018	000213.5	Musgrove Rentals	PO Box Rainier OR 97048-0000	\$70.00
1/5/2018	000100.9	Dairy Fresh Farms	Olympia WA 98512-0000	\$70.00
1/5/2018	000226.9	North Fork Boat & RV Storage, Inc	Amboy WA 98601-0000	\$70.00
1/5/2018	000297.2	Topper Industries, Inc	PO Box Woodland WA 98674-0000	\$70.00
1/5/2018	000209.9	Barbara Mills Rentals	Amboy WA 98601-0000	\$70.00
1/8/2018	193	Veritable Business Services	Woodland WA 98674	\$70.00
1/8/2018	000287.4	Swanstrum Rentals	Vancouver WA 98685-0000	\$70.00
1/8/2018	000126.6	Fincken Family Trust Rental	Woodland WA 98674-0000	\$70.00
1/8/2018	000233.1	Oaktree Restaurant & Lucky 21	Tacoma WA 98402-0000	\$70.00
1/8/2018	000053.5	Branny's Gift Corner	Woodland WA 98674-0000	\$70.00
1/8/2018	000268.8	Shelley Robertson	Woodland WA 98674-0000	\$70.00
1/8/2018	000203.3	Kester Rentals	1230 Lewis River RD Woodland WA 98674-0000	\$72.00
1/8/2018	000179.2	L & J Inc	PO Box Ariel WA 98603-0000	\$70.00
1/8/2018	000213.4	Motion Industries, Inc.	P.o. Box Birmingham, AL 35201-0000	\$70.00
1/8/2018	000081.0	Columbia Bank	782 Goerig Street Woodland WA 98674-0000	\$70.00

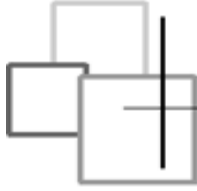
Posting Date	Account	Name	Address	Amount
1/8/2018	326	Clint Van Fleet	Longview WA 98632	\$71.00
1/8/2018	000013.5	Alternative Healing	Vancouver WA 98665-0000	\$70.00
1/8/2018	000230.6	Red Leaf Organic Coffee LLC	WA 98626-0000	\$70.00
1/8/2018	000047.7	WK Ventures, LLC	Castle Rock WA 98611-0000	\$70.00
1/8/2018	000174.5	Rouzee Rentals	Vancouver WA 98663-0000	\$70.00
1/8/2018	000196.2	Long Rentals	Longview WA 98632-0000	\$72.00
1/8/2018	162	LSS2 Group LLC DBA Express	Tualatin OR 97062	\$70.00
1/8/2018	000083.0	Columbia River Carbonates	P.o. Box Woodland WA 98674-0000	\$70.00
1/8/2018	000065.9	Cellular Plus	Billings, MT 59102-	\$70.00
1/8/2018	000128.3	Bruce Flanagan Rentals	PO Box Woodland WA 98674-0000	\$70.00
1/8/2018	000011.0	A-1 Truck Repair LLC	P.o. Box 1 3 Woodland WA 98674-0000	\$70.00
1/8/2018	000145.3	Hamilton Materials Northwest	295 N. Pekin Rd Woodland WA 98674-0000	\$70.00
1/8/2018	000122.6	Fastenal Company	PO Box Winona, MN 55987-0000	\$70.00
1/8/2018	241	Colleen Fuller dba Anu Healing	PO Box Woodland WA 98674	\$70.00
1/8/2018	000202.3	Mattress Superstore	2536 Lewis River Road Woodland WA 98674-0000	\$70.00
1/8/2018	000324.8	Wingfield Rentals	1087 Lewis River Rd Woodland WA 98674	\$70.00
1/8/2018	000335.0	Woodland Ins. Agency	557 Goerig Street Woodland WA 98674-0000	\$70.00
1/8/2018	000191.0	Lewis River Inn	1100 Lewis River Road Woodland WA 98674-0000	\$70.00
1/9/2018	000083.4	Heracles J. Petropakis Rentals	Kelso WA 98626-0000	\$74.00
1/9/2018	000300.7	Cloud Rentals	Woodland WA 98674-0000	\$70.00
1/9/2018	000219.0	Neff Rentals	Street Vancouver WA 98685-0000	\$70.00
1/9/2018	000194.9	Lineage Columbia, LLC	PO Box Woodland WA 98674	\$70.00
1/10/2018	000139.6	Guadalajara Restaurant LLC	500 Columbia Street Woodland WA 98674-0000	\$70.00
1/10/2018	243	Deluxe Nails, LLC	Portland OR 97233	\$70.00
1/10/2018	000058.0	Frank Brown Rentals	Woodland WA 98674-0000	\$70.00
1/10/2018	000196.6	Los Pepe's	611 Goerig St Woodland WA 98674-0000	\$70.00
1/10/2018	000132.9	Erma Gettman Rentals	PO Box Woodland WA 98674-0000	\$70.00
1/10/2018	000215.1	MY Shop	P.o. Box 1 Woodland WA 98674-0000	\$70.00
1/10/2018	000158.8	I.N.C., Inc	1819 Schurman Way #106 Woodland WA 98674-	\$70.00
1/10/2018	309	Fox Fitness	P.O. Box Woodland WA 98674	\$70.00
1/11/2018	000345.0	Zuercher Rentals	Woodland WA 98674-0000	\$70.00
1/11/2018	000016.2	American Paper Converting Inc	1845 Howard Way Woodland WA 98674-0000	\$70.00
1/11/2018	325	Cedars Laundromat LLC	629 Goerig ST Suite B Woodland WA 98674	\$70.00
1/11/2018	000049.0	Blair, James- Rentals	Woodland WA 98674-0000	\$70.00
1/11/2018	000068.7	Chilton Logging Inc.	1760 Downriver DR Woodland WA 98674-0000	\$70.00
1/11/2018	000296.7	Milligan Family Living Trust Rental	PO Box Woodland WA 98674-0000	\$77.00
1/11/2018	000337.0	Woodland Mini Storage	P.o. Box Longview WA 98632-0000	\$70.00
1/11/2018	000131.2	Garnard & Mary Ellen Graham	PO Box 8 Battleground WA 98604-0000	\$70.00
1/11/2018	350	Woodland Wheelchair Service -	PO Box Woodland WA 98674	\$70.00
1/11/2018	000224.7	Nicholson Rentals	Vancouver WA 98664-	\$72.00
1/11/2018	91	KB Restaurants, INC DBA Carl's Jr.	Eugene OR 97401	\$70.00
1/12/2018	000341.1	Woodland Shores RV Park	1090 A Street Woodland WA 98674-0000	\$127.00
1/12/2018	83	Steenbarger Rentals	PO Box Woodland WA 98674	\$70.00
1/12/2018	295	Woodland East LLC	Vancouver WA 98684	\$173.00
1/12/2018	000122.5	Jeffrey Fantazio Rentals	Vancouver WA 98685-0000	\$70.00
1/12/2018	000149.0	Hayes Cabinets, Inc.	P.o. Box Woodland WA 98674-0000	\$70.00
1/12/2018	000225.0	Nichols Rentals	Kelso WA 98626-0000	\$72.00
1/12/2018	000256.5	Redbox Automated Retail, LLC	Oakbrook Terrace, IL 60181-	\$70.00
1/12/2018	000131.1	PDM Steel Service Centers, Inc	1785 Schurman Way Woodland WA 98674-0000	\$70.00
1/12/2018	000244.7	Portco Corporation	PO Box Woodland WA 98674-0000	\$70.00
1/12/2018	355	Roberta Schrader	E Tigard OR 97223	\$70.00
1/12/2018	000041.2	Tribeca	P.o. Box Woodland WA 98674-0000	\$70.00
1/12/2018	000260.4	RSG Forest Products, Inc.	Kalama WA 98625-0000	\$70.00
1/12/2018	000257.8	Regal Nails	1486 Dike Access RD Woodland WA 98674-0000	\$70.00
1/12/2018	000304.0	Trident Agriculture	P.o. Box Woodland WA 98674-0000	\$70.00
1/12/2018	000245.7	Woodland Family Childcare	Woodland WA 98674-0000	\$70.00

Posting Date	Account	Name	Address	Amount
1/16/2018	000213.8	Claudia And Patrick Moore -	PO Box Woodland WA 98674-0000	\$70.00
1/16/2018	000122.9	Fast Hawk Pottery	Woodland WA 98674-0000	\$70.00
1/16/2018	000316.5	Wells Rentals	PO Box Woodland WA 98674-0000	\$75.00
1/16/2018	000275.7	Solar Nails Spa	1309 Lewis River RD Woodland WA 98674-0000	\$70.00
1/16/2018	35	Bella Imagen Hair Salon	Vancouver WA 98661	\$70.00
1/16/2018	000317.5	Weekender Storage	1745 Schurman WAY Woodland WA 98674	\$70.00
1/16/2018	000108.5	Down River Automotive	1400 B Downriver DR Woodland WA 98674-0000	\$70.00
1/16/2018	000186.1	Sandy Larson Rentals	PO Box Woodland WA 98674-0000	\$70.00
1/16/2018	333	Sequoia Park Subdivision, LLC	Vancouver WA 98685	\$70.00
1/16/2018	333	Sequoia Park Subdivision, LLC	Vancouver WA 98685	(\$5.00)
1/16/2018	000283.6	Stor-A-Wile LLC	PO Box Woodland WA 98674-0000	\$70.00
1/16/2018	000254.6	Razz Inc. DBA Ziegler Homes	PO Box Woodland WA 98674-0000	\$70.00
1/16/2018	338	Bluff Invest LLC / DBA: Woodland	PO Box Ridgefield WA 98642	\$73.00
1/16/2018	000274.6	Smartstyle #4696	Minneapolis, MN 55439-0000	\$70.00
1/16/2018	000232.4	Vavoline Instant Oil Change	PO Box Spreckles CA 93962	\$70.00
1/16/2018	284	AH4R Properties, LLC	Agoura Hills CA 91301	(\$38.00)
1/16/2018	284	AH4R Properties, LLC	Agoura Hills CA 91301	\$75.00
1/16/2018	000268.0	USNR Woodland Division	P.o. Box Woodland WA 98674-0000	\$70.00
1/16/2018	000200.5	Mac Chain Ltd	1855 Schurman Way Woodland WA 98674-0000	\$70.00
1/16/2018	121	Clark Rentals	PO Box Woodland WA 98674	\$70.00
1/16/2018	000196.1	Longview Housing Authority	Longview WA 98632-0000	\$168.00
1/16/2018	000196.7	Loss Prevention Group	1925 Belmont Loop #210 Woodland WA 98674-0000	\$70.00
1/16/2018	000305.0	Tsugawa Nursery	410 E. Scott Avenue Woodland WA 98674-0000	\$70.00
1/16/2018	000276.1	Sonoco Products Co.	PO Box Hartsville, SC 29551-0000	\$70.00
1/16/2018	000097.4	Cupbearer DbA Corner Store	Woodland WA 98674-0000	\$70.00
1/17/2018	000154.6	Horseshoe Paddlesports	PO Box Woodland WA 98674-0000	\$70.00
1/17/2018	000197.3	Love Street Playhouse	PO Box 5 Woodland WA 98674-0000	\$70.00
1/17/2018	000154.9	Holt Rentals	PO Box Ariel WA 98603-0000	\$70.00
1/17/2018	000069.4	Tom & Teresa Christensen -	Woodland WA 98674-0000	\$75.00
1/17/2018	000130.1	KGV 1, LLC	Camas WA 98607	\$70.00
1/18/2018	000008.2	Shampoo Lady	PO Box Woodland WA 98674-0000	\$70.00
1/18/2018	000138.5	Premark Packaging LLC DBA	W Scott Ave Woodland WA 98674-0000	\$70.00
1/18/2018	000102.0	Dave's Garage & Jack's Towing	P.o. Box Woodland WA 98674-0000	\$70.00
1/18/2018	000145.0	Hair It 'Tis	Kalama WA 98625-0000	\$70.00
1/18/2018	000122.4	Fat Moose Bar And Grill	PO Box Woodland WA 98674-0000	\$70.00
1/18/2018	267	Professional Industrial Consultants,	1555 Downriver DR Woodland WA 98674	\$70.00
1/18/2018	000197.8	Columbia Wellness	Longview WA 98632-0000	\$70.00
1/18/2018	4	Promise Land Daycare & Learning	101 Hillshire DR Woodland WA 98674	\$70.00
1/18/2018	000230.0	Northwood Cabinets, Inc.	PO Box Woodland WA 98674-0000	\$70.00
1/18/2018	230	Columbia Precast Products, LLC	1765 Howard WAY Woodland WA 98674	\$70.00
1/18/2018	000022.5	American Medical Response	Kelso WA 98626-0000	\$70.00
1/19/2018	000157.3	I & P Auto LLC	9555 Old Pacific Hwy Woodland WA 98674-0000	\$70.00
1/19/2018	000068.3	Woodland Chevron	P.o. Box Longview WA 98632-0000	\$70.00
1/19/2018	185	Composite Ventures	PO Box Woodland WA 98674	\$70.00
1/19/2018	000227.7	Northwest Chemical LLC	1087 Lewis River RD Woodland WA 98674-0000	\$70.00
1/19/2018	000201.3	Mali Thai Cuisine	1251 #B Lewis River Road Woodland WA 98674-	\$70.00
1/19/2018	000236.8	Pacific Trim Panels, Inc	1685 Schurman WAY Woodland WA	\$70.00
1/19/2018	356	Long Beach Coffee Roasters, LLC /	PO Box Woodland WA 98674	\$70.00
1/22/2018	000146.0	Happy Camper Garage, LLC	PO Box 1 La Center WA 98629	\$70.00
1/22/2018	000251.1	Remnant Farms Feed & Supply	PO Box Woodland WA 98674-0000	\$70.00
1/22/2018	000090.1	Contact Wellness Llc	Woodland WA 98674-0000	\$70.00
1/22/2018	000342.0	Woodland Truck Line, Inc	P.o. Box Woodland WA 98674-0000	\$70.00
1/22/2018	000143.0	HRB Tax Group Inc. DBA H&R	Kansas City MO 64105	\$70.00
1/22/2018	000081.2	Columbia Valley Properties Llc	Vancouver WA 98686-	\$70.00
1/22/2018	000253.4	Res Industries, LLC	1555 Downriver Drive Woodland WA 98674-9513	\$70.00
1/22/2018	000042.0	Behrendsen Trucking	Woodland WA 98674-0000	\$70.00

Posting Date	Account	Name	Address	Amount
1/22/2018	000014.9	Sunlight Supply, Inc.	1560 Downriver Dr Woodland WA 98674-0000	\$70.00
1/22/2018	93	Belmont Loop Ent. LLC DBA	Vancouver WA 98685	\$70.00
1/22/2018	000129.8	Fox Car Wash	1175 Lewis River RD Woodland WA 98674-0000	\$70.00
1/22/2018	000064.6	Casa Tapitia Restaurant & Cantina	1175 Lewis River Road Woodland WA 98674-0000	\$70.00
1/22/2018	000125.0	Fibre Federal Credit Union	1147-A N. Goerig Street Woodland WA 98674-0000	\$70.00
1/22/2018	000177.4	Kinderland, Inc.	Longview WA 98632-0000	\$70.00
1/22/2018	000100.6	Dairy Queen LLC Woodland	1225 Lewis River RD Woodland WA 98674-0000	\$70.00
1/22/2018	000290.9	Quikserve Northwest Inc DBA Taco	PO Box Wichita KS 67278	\$70.00
1/23/2018	000203.6	Mclendon Rentals	Woodland WA 98674-0000	\$72.00
1/24/2018	000330.7	Woodland Dance Center	Woodland WA 98674-0000	\$70.00
1/24/2018	000187.0	Lewis River Bookkeeping & Tax	PO Box Woodland WA 98674-0000	\$70.00
1/24/2018	92	Woodland Wood Connections, Inc.	P.O. Box Woodland WA 98674	\$70.00
1/24/2018	000227.0	North Fork Motors	P.o. Box Woodland WA 98674-0000	\$70.00
1/25/2018	299	Elim Property Management LLC	Vancouver WA 98683	\$70.00
1/25/2018	000305.8	Tykite DBA Bellika Computers	PO Box Woodland WA 98674-0000	\$70.00
1/25/2018	208	Bellika Enterprises, LLC	P.O. Box Woodland WA 98674	\$70.00
1/25/2018	207	WMTS Holdings LLC	PO Box Woodland WA 98674	\$70.00
1/25/2018	24	Rose & Thorn Boutique, LLC	Woodland WA 98674	\$70.00
1/25/2018	000212.2	Morris Rentals	Williamsburg, KY 40769-0000	\$70.00
1/26/2018	000091.3	Cordero Rental	PO Box Woodland WA 98674-0000	\$70.00
1/26/2018	000039.1	Barks N Bubbles	Woodland WA 98674-0000	\$70.00
1/26/2018	000338.0	Woodland Moose #2394	P.o. Box Woodland WA 98674-0000	\$70.00
1/26/2018	000028.3	Angry Spike Productions	Gun Club Road Woodland WA 98674-0000	\$70.00
1/26/2018	000167.0	Leuthold Rentals	PO Box Woodland WA 98674-0000	\$80.00
1/26/2018	000321.8	White Rentals	PO Box LaCenter WA 98629-0000	\$70.00
1/26/2018	000335.5	Woodland McDonald's #23396	P.o. Box Longview WA 98632-0000	\$70.00
1/26/2018	361	Lucas Broders	Portland OR 97203	\$70.00
1/29/2018	226	Walter Zabaleta	PO Box Woodland WA 98674	\$70.00
1/29/2018	000184.5	Grant Larson Rentals	Vancouver WA 98685-0000	\$70.00
1/29/2018	000226.5	North Fork Mobile Park	Camas, Washington 98607-	\$70.00
1/29/2018	000282.7	Stark Rentals	Vancouver WA 98663-0000	\$70.00
1/29/2018	000275.4	Slack Rentals	1550 Down River Drive Woodland WA 98674-0000	\$72.00
1/29/2018	000015.3	Advanced Electric Signs, Inc.	1550 Downriver Drive Woodland WA 98674-0000	\$70.00
1/29/2018	000316.7	Subway #28727	Portland OR 97221	\$70.00
1/29/2018	304	SRM Lumber LLC	215 5th ST Woodland WA 98674	\$70.00
1/29/2018	000140.3	Davis Sales	PO Box Clackamas OR 97015-0000	\$70.00
1/29/2018	000127.2	Flashco Manufacturing, Inc.	Santa Rosa, CA 95407-0000	\$70.00
1/29/2018	000212.2	Morris Rentals	Williamsburg, KY 40769-0000	\$70.00
1/29/2018	000324.2	Winn Rentals	Woodland WA 98674-0000	\$70.00
1/29/2018	000342.7	SYNERGIZE WOODLAND	Woodland WA 98674-0000	\$70.00
1/29/2018	000320.0	Wheaton & Associates	Woodland WA 98674-0000	\$70.00
1/30/2018	000261.0	Rychel Rentals	P.o. Box Woodland WA 98674-0000	\$75.00
1/30/2018	000155.0	Hixson Rentals	PO Box Woodland WA 98674-0000	\$70.00
1/30/2018	000215.5	Dirk Muyskens Rentals	PO Box Woodland WA 98674-0000	\$70.00
1/30/2018	000156.5	Indoor Garden Supply, Inc	1350 Atlantic Ave Woodland WA 98674-0000	\$70.00
1/30/2018	000070.5	Chuck Jones Automotive	1459 Pacific Avenue Woodland WA 98674-0000	\$70.00
1/30/2018	153	El Toro Market LLC	629 Goerig St STE B Woodland WA 98674	\$70.00
1/31/2018	000061.0	Complete Auto Repair	P.o. Box Woodland WA 98674-0000	\$70.00
1/31/2018	321	Shabby Dog Salon	Castle Rock WA 98611	\$70.00
1/31/2018	000126.5	Fire Pigs Designs	Woodland WA 98674-0000	\$70.00
1/31/2018	000157.5	Initial Attack Water Transport LLC	Woodland WA 98674-0000	\$70.00
1/31/2018	000034.5	B & L Service & Repair	Kelso WA 98626-0000	\$70.00
1/31/2018	000016.0	Advanced Composite Services, Inc.	P.o. Box Woodland WA 98674-0000	\$70.00
1/31/2018	000154.8	Matthew & Sandie Ho Rentals	Portland OR 97213-0000	\$70.00
1/31/2018	262	Woodland Skates LLC	650 Goerig ST Suite D Woodland WA 98674	\$70.00
2/1/2018	000167.2	Jenkins Rentals	336 Hillshire DR Woodland WA 98674-0000	\$70.00

Posting Date	Account	Name	Address	Amount
2/1/2018	341	Tax Services of America DBA:	PO Box Maitland FL 32794	\$70.00
2/1/2018	000256.1	Redwood Plastics	1901 Schurman Way Woodland WA 98674-0000	\$70.00
2/1/2018	000234.2	O'Reilly Auto Parts #4618	PO Box Springfield, MO 65801-0000	\$70.00
2/1/2018	000065.6	Catlin Properties Inc	Kelso WA 98626-0000	\$73.00
2/1/2018	244	Otre Investments LLC	Pleasanton CA 94566	\$70.00
2/2/2018	000259.6	Rogers Rentals	PO Box Woodland WA 98674-0000	\$70.00
2/2/2018	000242.6	Peri Formworks Systems	1475 Port Way Woodland WA 98674-0000	\$70.00
2/5/2018	000335.6	Woodland Meadows Apartments	130 Hillshire Drive Woodland WA 98674-0000	\$121.00
2/5/2018	000195.3	Lifepoint, Inc.	PO Box Phoenix, AZ 85082-	\$70.00
2/5/2018	57	Lewis River Auto Licensing	1935 Belmont Loop Ste C Woodland WA 98674	\$70.00
2/5/2018	301	Heritage Plaza, LLC	Vancouver WA	\$74.00
2/5/2018	000030.5	Artistic Iron, Inc.	P.o. Box Woodland WA 98674-0000	\$70.00
2/5/2018	000181.0	Lakeside Motel	1066 S Pekin Woodland WA 98674-0000	\$70.00
2/6/2018	000141.1	Thomas Grose Rentals	P.O. Box Toutle WA 98649-0000	\$70.00
2/6/2018	000146.6	Eric C Hann	Woodland, W A 98674-0000	\$73.00
2/7/2018	366	Viking Equities, LLC	Woodland WA 98674	\$70.00
2/7/2018	000295.1	Tesori da Speranza	LaCenter WA 98629-0000	\$70.00
2/7/2018	339	Matranga Vineyards	La Center WA 98629	\$70.00
2/7/2018	000182.0	Lamiglas, Inc.	1400 Atlantic Ave Woodland WA 98674-0000	\$70.00
2/9/2018	000104.3	Dollar Tree Stores, Inc #03758	Chesapeake, VA 23320-0000	\$70.00
2/15/2018	000087.1	Commercial Funding Corporation	Vancouver WA 98665-	\$70.00
2/16/2018	370	Bright Morning Star	Vancouver WA 98686	\$70.00
2/20/2018	000168.1	Westland Investments CO	Portland, Oregon 97225-	\$70.00
2/23/2018	233	Lewis Backflow Specialties	Woodland WA 98674	\$70.00
2/26/2018	000147.6	Harpers Tackle & Outdoor, LLC	267 Millard St Woodland, WA 98674-0000	\$70.00
2/26/2018	000318.9	Woodland Saw And Cycle, Inc	302 East Scott Ave Woodland WA 98674-0000	\$70.00
2/28/2018	000271.2	Shine Massage Therapy	Woodland WA 98674-	\$70.00
3/6/2018	375	KrazE Printing	Woodland WA 98674	\$70.00
3/7/2018	376	Daddy D's Southern Style BBQ	1243 Goerig ST Woodland WA 98674	\$70.00
3/12/2018	000227.2	Northern Pacific Repair Inc.	Vancouver WA 98683-0000	\$70.00
3/12/2018	000159.7	Infopro	P.o. Box Woodland WA 98674-0000	\$70.00
3/13/2018	000132.0	G. Loomis, Inc.	1359 Downriver DR Woodland WA	\$70.00
3/19/2018	000284.6	Subway #44910	Longview WA 98632-0000	\$70.00
3/19/2018	000197.0	Janna R. Lovejoy P.S. Attorney At	P.o. Box LaCenter WA 98629-0000	\$63.00
3/19/2018	000197.0	Janna R. Lovejoy P.S. Attorney At	P.o. Box LaCenter WA 98629-0000	\$70.00
3/28/2018	381	Reign AV LLC	1087 Lewis River RD Woodland WA 98674	\$70.00
4/2/2018	000074.0	Classic Hair Design	PO Box Woodland WA 98674-0000	\$70.00
4/4/2018	381	Reign AV LLC	1087 Lewis River RD 7 Woodland WA 98674	(\$70.00)
4/9/2018	000332.1	Woodland Guns And Ammo	1935 Belmont Loop Ste D Woodland WA 98674-0000	\$70.00
4/10/2018	381	Reign AV LLC	1087 Lewis River RD Woodland WA 98674	\$70.00
4/16/2018	382	Crown Moon Coffee, LLC	Kalama WA 98625	\$70.00
4/16/2018	383	Pearl & Branch LLC	Kalama WA 98625	\$70.00
4/20/2018	391	Cascade2Go	CT Woodland WA 98674	\$70.00
4/23/2018	000019.9	Advanced Crusher Technologies,	1615 Schurman Way Woodland WA 98674-0000	\$70.00
4/27/2018	394	Alpha Pyrotechnics	Ellensburg WA 98926	\$70.00
4/30/2018	395	The 3GZ LLC	PO Box Vancouver WA 98668	\$70.00
4/30/2018	395	The 3GZ LLC	PO Box Vancouver WA 98668	\$1.00
5/4/2018	399	A.L. Landscape Management	PO Box Woodland WA 98674	\$70.00
5/8/2018	400	Erica Ripp Photography	Woodland WA 98674	\$70.00
5/14/2018	000276.0	Sophia Pearson DBA Investment	Ashburn VA 20147	\$70.00
5/14/2018	000276.0	Sophia Pearson DBA Investment	Ashburn VA 20147	\$28.70
5/14/2018	000276.0	Sophia Pearson DBA Investment	Ashburn VA 20147	(\$28.70)
5/17/2018	407	Chinook LLC	Woodland WA 98674	\$70.00
5/18/2018	409	B&L Market Inc. DBA: Grocery	Ridgefield WA 98642	\$70.00
5/18/2018	000218.5	Nameless Performance, Inc.	1061 Dale ST Woodland WA 98674-0000	\$70.00
5/21/2018	000241.3	Ken Paul Rentals	Woodland WA 98674-0000	\$70.00

Posting Date	Account	Name	Address	Amount
5/21/2018	416	Bucks Family Auto Brokers LLC	PO Box Woodland WA 98674	\$70.00
5/21/2018	413	Wilson Oil, Inc. DBA: Wilcox &	PO Box Longview WA 98674	\$70.00
5/21/2018	414	Wilson Oil, Inc. DBA: Wilcox &	PO Box Longview WA 98632	\$70.00
5/22/2018	417	Atlixcayolt LLC	Wood Village OR 97060	\$70.00
5/23/2018	410	Woodland Music Academy	1900 Belmont LOOP Woodland WA 98674	\$70.00
5/23/2018	313	Justin Wolff Productions LLC /	Woodland WA 98674	\$70.00
5/23/2018	000187.3	Virgie Crisifulli Lenzie Rentals	Ridgefield WA 98642-0000	\$70.00
5/24/2018	420	Ethan's Enterprises LLC	. La Center WA 98629	\$70.00
5/24/2018	000303.7	Tricola Rentals	Camas WA 98607-0000	\$70.00
5/29/2018	306	WBB Properties DBA: PNW	PO Box Woodland WA 98674	\$73.00
5/29/2018	263	Olympic Aero Services, Inc.	Olympia WA 98501	\$70.00
5/29/2018	000211.1	M. L. Kishigo Manufacturing	Santa Ana, CA 92705-0000	\$70.00
5/29/2018	000104.8	Deborah S. Kennell	1918 Belmont Loop, #A Woodland WA 98674-0000	\$70.00
5/29/2018	000102.2	DSK Woodland Properties Llc	1918 Belmont Loop Suite A Woodland WA 98674-	\$70.00
5/29/2018	000263.0	Lewis River Motor	P.o. Box Woodland WA 98674-0000	\$73.00
5/29/2018	000263.4	Schei Properties LLC	PO Box Woodland WA 98674-0000	\$73.00
5/29/2018	000263.4	Schei Properties LLC	PO Box Woodland WA 98674-0000	\$3.00
5/30/2018	000118.1	Epic Polymer Systems Corporation	1901 Schurman Way Woodland WA 98674-0000	\$70.00
5/30/2018	000118.1	Epic Polymer Systems Corporation	1901 Schurman Way Woodland WA 98674-0000	\$70.00
5/30/2018	000105.1	Don's Donut Depot	P.o. Box Woodland WA 98674-0000	\$70.00
6/1/2018	000047.3	Kenny Bjur - Rentals	PO Box Woodland WA 98674-0000	\$70.00
6/1/2018	000119.0	John Erion Rentals	Woodland WA 98674-0000	\$79.00
6/4/2018	423	The Raven's Nest	323 Davidson ST Woodland WA 98674	\$70.00
6/5/2018	000101.4	Dana's Classic Floral	PO Box Woodland WA 98674-0000	\$70.00
6/13/2018	000086.4	U Store Woodland	P.o. Box Portland OR 97212-0000	\$70.00
6/15/2018	000116.7	Engineered Piping Systems, Inc	1740 Downriver DR Woodland WA 98674-0000	\$70.00
6/15/2018	284	AH4R Properties, LLC	Agoura Hills CA 91301	\$20.00
6/15/2018	000102.8	D & Y Rental	, CA 93013-3403	\$70.00
6/15/2018	000009.6	A Better Choice For Health LLC	PO Box Woodland WA 98674-0000	\$70.00
6/19/2018	428	Dirtex LLC	1819 Schurman WAY Suite 101 Woodland WA 98674	\$70.00
6/21/2018	305	BNSF Railway	Fort Worth TX 76131	\$70.00
6/21/2018	000106.5	Glenn Donald Rentals	PO Box Woodland WA 98674-0000	\$70.00
6/21/2018	000201.6	Mcdaid Rentals	P.o. Box Amboy WA 98601-0000	\$70.00
6/21/2018	86	Maximus Trading Inc.	1400 B Down River Dr Woodland WA 98674	\$70.00
6/25/2018	429	The Piece Group, Inc. / DBA:	PO Box Woodland WA 98674	\$70.00
				\$23,285.00
8 - One Day Transient				
6/11/2018	271	Homestead Stove Co.	Portland OR 97232	\$30.00
				\$30.00
				\$24,500.00
				\$24,500.00



Rate Receipt Activity

Account List: All Accounts
Status: Active

Posting Date	Account	Name	Address	Amount
License Fees				
1 - Bus/outside City Limits				
1/2/2018	336	Proline Backflow	113 John ST Kelso WA 98626	\$110.00
1/2/2018	234	Astound Broadband, LLC	401 Parkplace Center Kirkland WA 98033	\$110.00
1/2/2018	000265.0	Schwans Home Service Inc.	PO Box 127 Marshall, MN 56258-0000	(\$110.00)
1/2/2018	000265.0	Schwans Home Service Inc.	PO Box 127 Marshall, MN 56258-0000	\$110.00
1/2/2018	000265.0	Schwans Home Service Inc.	PO Box 127 Marshall, MN 56258-0000	\$110.00
1/2/2018	000235.4	Pacific Office Automation, Inc.	14747 NW Greenbreir Pkwy Beaverton OR 97006-	\$110.00
1/2/2018	000227.3	Northwest Cascade, Inc.	P.o. Box 73399 Puyallup WA 98373-0000	\$110.00
1/2/2018	000303.4	Traffic Safety Supply Co., Inc.	2324 SE Umatilla St Portland OR 97202-0000	\$110.00
1/2/2018	000219.4	Natura Pest Control LLC	PO Box 2295 Vancouver WA 98661-0000	\$110.00
1/2/2018	000090.3	Consumer Cellular Inc.	12447 SW 69th Ave Portland OR 97223	\$110.00
1/2/2018	15	Ralph's Concrete Pumping, Inc	1529 South Rainier AVE Seattle WA 98144	\$110.00
1/3/2018	000313.7	W.B. Sprague Co, Inc.	P.o. Box 2222 Tacoma WA 98401-0000	\$110.00
1/4/2018	45	Get Bold Events	1908 NW 1st WAY STE 101 Battle Ground WA 98604	\$110.00
1/4/2018	000308.2	McDaniel Cellular Telephone Co.	PO Box 319 Alpharetta GA 30009	\$110.00
1/4/2018	231	LDM, LLC	4179 Old Lewis River RD Woodland WA 98674	\$110.00
1/4/2018	000222.1	New System Laundry, LLC	432 NE 10th Avenue Portland OR 97232-0000	\$110.00
1/5/2018	000227.5	Northwest Pump & Equipment Co.	2800 NW 31st Avenue Portland OR 97210-0000	\$110.00
1/8/2018	000049.7	Office Max Incorporated	PO Box 5029 Boca Raton, FL 33431-0000	\$110.00
1/8/2018	000312.6	Virgin Mobile USA, LP	6100 Sprint Parkway 2BTTX Overland Park, KS	\$110.00
1/8/2018	000279.2	Sprint Spectrum LP	6200 Sprint Parkway 2BTTX Overland Park KS	\$110.00
1/8/2018	000279.1	Sprint Communications Co. LP	6200 Sprint Parkway 2BTTX Overland Park KS	\$110.00
1/8/2018	000318.4	West Coast Paper Company	PO Box 97003 Kent WA 98064-0000	\$110.00
1/8/2018	000225.4	Norlift Of Oregon, Inc.	PO Box 68348 Portland OR 97268-0000	\$110.00
1/8/2018	000015.1	Advance Lighting, LLC	PO Box 828 Vancouver WA 98666-0000	\$110.00
1/8/2018	000236.4	Pacific Power Group, LLC DBA	805 Broadway STE 700 Vancouver WA 98660-0000	\$110.00
1/8/2018	000072.0	Cintas Corporation #3	6800 Cintas BLVD Mason OH 45040-0000	\$110.00
1/8/2018	000137.7	Gray & Osborne, Inc	701 Dexter Ave North Ste 200 Seattle WA 98109-	\$110.00
1/8/2018	174	EES Environmental Consulting, Inc.	240 N Broadway STE 203 Portland OR 97227	\$110.00
1/8/2018	119	Priority 1 Cleaning, Inc.	21285 S Lower Highland Rd Beaver Creek OR 97004	\$110.00
1/8/2018	000158.7	IBM Global Services	3838 W. Carson St. STE 200 Torrance CA 90503-	\$110.00
1/8/2018	000135.7	Global Tel Link Corp	107 St. Francis ST Mobile AL 36602	\$110.00
1/8/2018	000311.2	Value-Added Communications, Inc	3838 W. Carson Street Suite 200 Torrance CA 90503	\$110.00
1/8/2018	000151.1	HD Supply Construction Supply Ltd	PO Box 80600 Indianapolis IN 46280-0000	\$110.00
1/8/2018	000224.1	New Era Tek	630 N 18th Place Ridgefield WA 98642-0000	\$100.00
1/9/2018	000237.6	Papa Murphy's Pizza WA187 /	16508 SE 24th ST Suite 200 Vancouver WA 98683-	\$110.00
1/9/2018	000248.3	Preferred Long Distance	16830 Ventura BLVD Suite 350 Encino CA 91436	\$110.00
1/9/2018	000189.9	Lewis River Telephone Company	P.O. Box 319 Alpharetta GA 30009	\$110.00
1/10/2018	000287.2	SYSCO Portland Inc	26250 SW Parkway Ctr Drive Wilsonville OR 97070-	\$110.00
1/10/2018	000314.5	Waste Control Equipment, Inc.	PO Box 148 Kelso WA 98626-0000	\$110.00
1/11/2018	000242.1	Peak Landscape, Inc	21500 NW Farm Park DR Hillsboro OR 97124-0000	\$110.00
1/11/2018	000032.3	Auto-Chlor System	450 Ferguson Dr MT View CA 94043-0000	\$110.00
1/12/2018	000258.5	Roman's Mexican Food	1147 S. Pekin RD Woodland WA 98674-0000	\$110.00
1/12/2018	211	Velocity The Greatest Phone	7130 Spring Meadows DR Holland OH 43528	\$110.00
1/12/2018	000156.8	Honda Lease Trust	20800 Madrona Ave Torrance CA 90503-0000	\$110.00
1/12/2018	000017.5	Alaskan Copper & Brass Co.	PO Box 3546 Seattle WA 98124-0000	\$110.00

Posting Date	Account	Name	Address	Amount
1/12/2018	000132.1	Gibbs & Olson	P.o. Box 400 Longview WA 98632-0000	\$110.00
1/12/2018	273	Patriot Mobile, LLC	1595 Peachtree PKWY Suite 204-337 Cumming GA	\$110.00
1/12/2018	1	MCCULA Corp. DBA Lewis River	351 Gun Club RD Woodland WA 98674	\$110.00
1/16/2018	28	Specialized Pavement Marking, Inc.	11095 SW Industrial Way STE A Tualatin OR 97062	\$140.00
1/16/2018	28	Specialized Pavement Marking, Inc.	11095 SW Industrial Way STE A Tualatin OR 97062	\$110.00
1/16/2018	000067.5	Comcast Business	1701 J.f.k. Blvd 32nd Floor Philadelphia, PA 19103-	\$110.00
1/16/2018	000067.4	Comcast Co, FL, MI, NM, PA, WA,	1701 John F Kennedy Blvd 32nd Floor Philadelphia,	\$110.00
1/16/2018	000140.1	Granite Telecommunications, LLC	100 Newport Avenue Extension Quincy MA 02171	\$110.00
1/16/2018	34	Parking Enforcement Services, LLC	12700 SW Hall BLVD #D4 Tigard OR 97223	\$110.00
1/16/2018	000221.5	New Cingular Wireless PCS, LLC	11760 US Hwy 1, Suite 600 North Palm Beach, FL	\$110.00
1/16/2018	000123.2	Ferguson Enterprises Inc.	2121 N Columbia Blvd Portland OR 97217-0000	\$110.00
1/16/2018	000123.2	Ferguson Enterprises Inc.	2121 N Columbia Blvd Portland OR 97217-0000	\$11.00
1/16/2018	000156.9	Houghton Mifflin Harcourt	9400 South Park Center Loop Orlando, FL 32819-	\$110.00
1/16/2018	000210.2	Minister And Glaeser Surveying, Inc	2200 E Evergreen Blvd Vancouver WA 98661-0000	\$110.00
1/16/2018	285	AH4R Managment - WA, LLC DBA:	30601 Agoura RD Suite 200 Agoura Hills CA 91301	\$110.00
1/16/2018	000015.4	Verified Security & Alarm	8510-C E. Mill Plain Vancouver WA 98664-0000	\$110.00
1/16/2018	000122.1	Farmer Brothers Co.	PO Box 77057 Fort Worth TX 76177	\$110.00
1/16/2018	000029.0	Aramark Uniform & Career Apparel	115 N First ST Burbank, CA 91502-0000	\$110.00
1/17/2018	000032.2	Automotive Rentals, Inc.	120 South Central AVE #400 Clayton MO 63105	\$110.00
1/17/2018	000271.3	Shea, Carr & Jewell, Inc DBA SCJ	8730 Tallon Lane NE Ste 200 Lacey WA 98516-0000	\$110.00
1/17/2018	000231.3	Affordable Stick Built Homes, LLC	29373 Washington Way Rainer OR 97048-0000	\$110.00
1/17/2018	000244.9	Pinnacle Propane Express	1375 Tri State Pkwy #100 Gurnee, IL 60031-0000	\$110.00
1/18/2018	26	Haven Spa Pool & Hearth	10560 SE HWY 212 Clackamas OR 97015	\$110.00
1/18/2018	302	American Medical Alert Corp, DBA:	140 Grand ST White Plains NY 10601	\$110.00
1/19/2018	000010.1	8 X 8 Inc	2125 O'Nel Drive San Jose CA 95131	\$110.00
1/19/2018	000010.1	8 X 8 Inc	2125 O'Nel Drive San Jose CA 95131	\$110.00
1/19/2018	000016.3	Airgas USA, LLC	3737 Worsham Avenue Long Beach, CA 90808-0000	\$110.00
1/22/2018	000307.0	United Rentals North America, Inc	140 Grand ST STE 300 White Plains NY 10601	\$110.00
1/22/2018	000252.7	Rural Cellular Corporation DBA	2200 Cabot DR Suite 400 Lisle IL 60532	\$110.00
1/22/2018	000252.7	Rural Cellular Corporation DBA	2200 Cabot DR Suite 400 Lisle IL 60532	\$110.00
1/22/2018	198	Seattle SMSA LP	2200 Cabot Drive Suite 400 Lisle IL 60532	\$110.00
1/22/2018	000340.1	Working Assets Funding Service,	PO Box 319 Alpharetta GA 30009-0319	\$110.00
1/22/2018	000097.3	Cricket Wireless, Llc	11760 US Highway One Suite 600 North Palm Beach,	\$110.00
1/22/2018	000030.4	AT&T Corporation	1010 N. St. Mary's, 9th Floor San Antonio, Texas	\$110.00
1/22/2018	000064.3	Cascade Auto Glass	P.o. Box 61889 Vancouver WA 98666-0000	\$110.00
1/22/2018	000295.0	Terminix International Co., LP	860 Ridgelake Blvd A3-1106 Memphis, TN 38120-	\$110.00
1/22/2018	000307.9	United Site Services	50 Washington ST #1000 Westborough, MA 15810-	\$110.00
1/22/2018	000307.9	United Site Services	50 Washington ST #1000 Westborough, MA 15810-	\$110.00
1/22/2018	000209.7	Milgard Manufacturing, Inc	1010 E 54th Ave Fife WA 98424-0000	\$110.00
1/22/2018	000300.6	Toyota Tsusho Material Handling	19305 72nd Avenue S Kent WA 98032-0000	\$110.00
1/22/2018	000254.9	NW Staffing Resources, Inc	851 SW 6th Avenue #300 Portland OR 97204	\$110.00
1/22/2018	000233.5	Oregon Bag Company	P.o. Box 759 Canby, Oregon 97013-0000	\$110.00
1/22/2018	000174.6	Jostens, Inc.	3601 Minnesota Drive Minneapolis, MN 55435-0000	\$110.00
1/22/2018	000244.1	Ping, Inc.	2201 W. Desert Cove Avenue Phoenix, AZ 85029-	\$110.00
1/22/2018	63	RB Engineering, Inc.	PO Box 923 Chehalis WA 98632	\$110.00
1/22/2018	000157.2	Pape' Material Handling, Inc.	PO Box 987 Eugene, Oregon 97440-0000	\$110.00
1/22/2018	357	Backflow By The Best	615 Ostman RD Raymond WA 98577	\$110.00
1/23/2018	000228.2	Northstar CG, LP	8160 304th Ave SE Issaquah WA 98027-0000	\$110.00
1/23/2018	39	Google North America Inc. DBA	8675 West 96th St STE 220 Overland Park KS	\$110.00
1/25/2018	218	Viasat Inc.	PO Box 319 Alpharetta GA 30009-0319	\$110.00
1/25/2018	000241.2	Pavement Maintenance	10100 NE Marx St Portland OR 97220-0000	\$110.00
1/26/2018	000157.4	IDT Corporation	520 Broad Street Newark NJ 07102	\$110.00
1/26/2018	000295.9	Ting, Inc	242 Rangeline RD Longwood, FL 32750-0000	\$110.00
1/26/2018	000228.0	Northwest Handling Systems, Inc.	1100 SW 7th St Renton WA 98055-0000	\$110.00
1/26/2018	51	Raymond Leasing Corporation	22 South Canal ST Greene NY 13778	\$110.00
1/26/2018	000022.2	American Greetings Corporation	One American BLVD Cleveland OH 44144-0000	\$110.00

Posting Date	Account	Name	Address	Amount
1/26/2018	000235.5	Pacific Breeze Products, Inc	PO Box 1663 Woodinville WA 98072-0000	\$110.00
1/26/2018	000159.1	Indoor Billboard/NW Inc.	P.o. Box 17555 Portland OR 97217-0000	\$110.00
1/26/2018	000009.9	A-1 Backflows LLC	PO Box 272 Amboy WA 98601-0000	\$110.00
1/26/2018	000219.3	National Entertainment Network	325 Interlocken Parkway - B Broomfield, CO 80021-	\$110.00
1/29/2018	000173.9	Johansson Architecture, PC	PO Box 798 Battle Ground WA 98604-0000	\$110.00
1/29/2018	000100.4	The Daily News	PO Box 189 Longview WA 98632-0000	\$110.00
1/29/2018	000205.2	Spok, Inc	6850 Versar Center STE 420 Springfeild, VA 22151-	\$110.00
1/29/2018	000107.7	DS Services Of America, Inc	2300 Windy Ridge Pkwy Ste 500 N Atlanta, GA	\$11.00
1/29/2018	170	Coinstar, LLC	1800 114th Ave SE Bellevue WA 98004	\$110.00
1/29/2018	000184.0	Landa Northwest, Inc Db a Landa	PO Box 20037 Portland, Oregon 97294-0000	\$110.00
1/29/2018	000075.8	Clear Rate Communications, Inc	242 Rangeline RD Longwood, FL 32750-0000	\$110.00
1/29/2018	000245.3	PNG Telecommunications, Inc.	8805 Governor's Hill DR Ste 250 Cincinnati, Ohio	\$110.00
1/29/2018	000014.7	ADP LLC	One ADP Blvd Mail Stop 340 Roseland NJ 70680-000	\$110.00
1/29/2018	000039.2	Bank Of America Leasing & Capital	2059 Northlake Parkway 4 South Tucker, GA 30084-	\$110.00
1/29/2018	000323.5	Williams Scotsman, Inc	901 S. Bond ST Ste 600 Baltimore, MD 21231-0000	\$110.00
1/29/2018	000252.6	Ring Central, Inc	20 Davis DR. Belmont CA 94002	\$110.00
1/29/2018	000054.4	Brad's Carpet Cleaning	PO Box 1126 Battle Ground WA 98604-0000	\$110.00
1/29/2018	000229.2	Northwest Mechanical Group LLC	4243 SE International Way Suite E Milwaukie OR	\$110.00
1/29/2018	000030.7	AT & T Digital Life, Inc.	1010 N. St. Mary's, 9th Floor San Antonio, TX 78215-	\$110.00
1/29/2018	225	Skype Communications US	6100 Neil RD Reno NV 89511-1337	\$110.00
1/29/2018	89	InReach, Inc.	8675 W 96th St STE 220 Overland Park KS 66212	\$110.00
1/29/2018	89	InReach, Inc.	8675 W 96th St STE 220 Overland Park KS 66212	\$110.00
1/29/2018	363	First Choice Health Network, Inc	600 University ST Suite 1400 Seattle WA 98101	\$110.00
1/30/2018	000153.4	Herff Jones, LLC	P.o. Box 98501 Indianapolis, IN 46268-0000	\$110.00
1/30/2018	146	Unraveling Knots Mobile Massage	8616 NE 239th St Battle Ground WA 98604	\$110.00
1/30/2018	000240.3	Partylite Gifts, Inc.	600 Cordwainer DR Norwell MA 02061	\$110.00
1/30/2018	000012.4	Carson Oil CO Inc	PO Box 6030 Portland, Oregon 97228	\$110.00
1/31/2018	000119.5	Securus Technologies Inc	4000 International PKWY Carrollton TX 75007	\$110.00
1/31/2018	000313.4	Vivint, Inc	4931 N 300 W Provo, UT 84604-0000	\$110.00
1/31/2018	364	Donna Van Horn Photography	323 Desota RD Woodland WA 98674	\$110.00
2/1/2018	000249.3	Century Link Communication LLC	931 14th ST Ste 1000A Denver, CO 80202-0000	\$110.00
2/1/2018	000250.3	Qwest Corporation	931 14th ST Ste 1000A Denver, CO 80202-0000	\$110.00
2/1/2018	000135.2	Global Security & Communication	3212 Main Street Vancouver WA 98663-0000	\$110.00
2/1/2018	000188.9	Level 3 Communications LLC	931 14th Street Suite 1000A Denver CO 80202	\$110.00
2/1/2018	000135.0	Global Star USA LLC	300 Holiday SQ Covington LA 70433	\$110.00
2/2/2018	000261.9	Safety Kleen Systems	42 Longwater DR Norwell MA 02061	\$110.00
2/2/2018	000296.2	The Reynolds And Reynolds Co.	One Reynolds Way Kettering, OH 45430-0000	\$110.00
2/2/2018	000293.3	Talk America LLC	4001 N Rodney Parham RD Little Rock, AR 72212-	\$110.00
2/2/2018	000197.2	Lozier Corporation	6336 Pershing Drive Omaha, NE 68110-0000	\$110.00
2/2/2018	000232.9	Onstar, LLC	PO Box 1027 Warren MI 48090	\$110.00
2/5/2018	184	Vonage America, Inc.	8675 W 96th St STE 220 Overland Park KS 66212	\$110.00
2/5/2018	294	West Unified Communications	11808 Miracle Hills DR OMaha NE 68154	\$110.00
2/5/2018	000222.6	Nextiva, Inc	242 Rangeline Road Longwood, FL 32750-0000	\$110.00
2/5/2018	000245.5	Telecom Management DBA	242 Rangeline RD Longwood, FL 32750-0000	\$12.10
2/5/2018	000245.5	Telecom Management DBA	242 Rangeline RD Longwood, FL 32750-0000	\$110.00
2/5/2018	000233.2	Nalco Company, LLC	1601 West Diehl Rd Naperville Illinois 60563-1198	\$110.00
2/6/2018	000175.4	Kennedy/Jenks Consultants, Inc.	303 2nd ST Ste 300 South Tower San Francisco, CA	\$110.00
2/8/2018	000217.1	The Sygma Network Inc	5550 Blazer Pky #300 Dublin, OH 43017-0000	\$110.00
2/12/2018	000248.8	Pfizer, Inc.	100 Route 206 North Mailstop 38-01 Peapack, NJ	\$110.00
2/22/2018	88	Wasup Northwest, LLC	6400 NE HWY 99 #G245 Vancouver WA 98665	\$110.00
2/28/2018	000186.0	Larry's Ice Cream	1606 East 1st Way LaCenter WA 98629-0000	\$110.00
2/28/2018	000215.2	Muzak, LLC	3318 Lakemont Blvd Fort Mill, S.c. 29708-8309	\$110.00
3/2/2018	000103.6	Red Hawk Fire & Security	5100 Town Center Circle STE 350 Boca Raton FL	\$110.00
3/6/2018	000014.6	ACN Communication Services, LLC	1000 Progress Place Concord NC 28025	\$110.00
3/16/2018	000210.8	Mitch's Landscape & Maintenance	PO Box 417 Woodland WA 98674-0000	\$110.00
3/26/2018	000017.3	Rentokil North America, Inc. Db a	PO Box 14115 Reading PA 19612	\$110.00

Posting Date	Account	Name	Address	Amount
3/26/2018	130	Ferrellgas Partners	11805 NE 99th St STE 1320 Vancouver WA 98682	\$110.00
4/2/2018	384	Ken Martin Inc.	159 Brookside DR Kelso WA 98626	\$110.00
4/5/2018	199	SAC Wireless, LLC	540 West Madison ST 16th FL Chicago IL 60661	\$75.00
4/17/2018	387	Great Floors LLC	524 East Sherman AVE Coeurd'Alene WA 98661	\$110.00
5/2/2018	000315.1	Water & Air Works	3110 NE Minnehaha St.#b Vancouver WA 98663-	\$110.00
5/14/2018	403	Tarlok Mann / DBA: Pre Pack Ice	516 15th Ave. Longview WA 98632	\$110.00
5/18/2018	000128.4	Food Services Of America	P.o. Box 350 Woodburn, Oregon 97071-0000	\$110.00
5/22/2018	000131.7	T-Mobile West LLC	2711 Centerville RD Wilmington, DE 19808	\$110.00
5/22/2018	000103.3	Davis Amusement Cascadia, Inc	PO Box 1585 Clackamas OR 97015-0000	\$110.00
5/23/2018	412	Arborscape Ltd. Inc.	11113 NE 95th ST Vancouver WA 98662	\$75.00
6/4/2018	421	Middle Way Creations LLC	29607 NE 42nd AVE La Center WA 98629	\$75.00
6/4/2018	82	Cintas Corporation No. 2	6800 Cintas BLVD Mason OH 45040	\$110.00
6/4/2018	82	Cintas Corporation No. 2	6800 Cintas BLVD Mason OH 45040	\$110.00
6/4/2018	82	Cintas Corporation No. 2	6800 Cintas BLVD Mason OH 45040	(\$110.00)
6/4/2018	000117.0	Enhanced Communications Group	242 Rangeline RD Longwood FL 32750	\$110.00
6/11/2018	000107.1	Dan Jones, Inc	13023 NE Hwy 99 Ste 7 Pmb 55 Vancouver WA	\$110.00
6/11/2018	000041.4	Bella Terra LLC	1342 Dike RD Woodland WA 98674-0000	\$110.00
6/11/2018	000041.4	Bella Terra LLC	1342 Dike RD Woodland WA 98674-0000	\$110.00
6/14/2018	000113.4	Dish Network, LLC	PO Box 6623 Englewood, CO 80155-0000	\$110.00
6/14/2018	000142.0	Frontier Communications of	401 Merrit 7 Norwalk CT 06851	\$11.00
6/14/2018	000142.0	Frontier Communications of	401 Merrit 7 Norwalk CT 06851	\$110.00
6/14/2018	182	Frontier Communication Online &	401 Merritt 7 Norwalk CT 06851	\$110.00
6/18/2018	000116.5	Encore Oils, LLC	3333 NW 35th Ave Bldg C Portland OR 97210-0000	\$110.00
6/22/2018	000204.4	Matrix Telecom, Inc.	433 E. Los Colinas Blvd Suite 400 Irving, TX 75039-	\$110.00
6/25/2018	000107.7	DS Services Of America, Inc	2300 Windy Ridge Pkwy Ste 500 N Atlanta, GA	\$99.00
6/25/2018	000104.9	Diamond Concrete Cutting, Inc.	PO Box 243 Brush Prairie WA 98606-0000	\$110.00
6/26/2018	430	Comcast OTR1, LLC	1701 John F Kennedy BLVD FL32 Philadelphia PA	\$110.00
				\$19,309.10

2 - Contractor

1/2/2018	283	Ameresco, Inc.	111 Speen ST #410 Framingham MA 01701	\$75.00
1/2/2018	000235.3	Pacific Mobile Structures, Inc.	PO Box 1404 Chehalis WA 98532-0000	\$75.00
1/2/2018	000247.3	PR Worth, Inc	2690 Coweeman Park Drive Kelso WA 98626-0000	\$75.00
1/2/2018	123	Fireside Home Solutions, LLC	18389 SW Boones Ferry RD Portland OR 97224	\$75.00
1/2/2018	000187.6	Legacy Wireless Services, Inc	15580 SE For Mor CT Clackamas OR 97015-0000	\$75.00
1/2/2018	000225.8	NW HVAC Service, Inc	14004 NE 82nd Ave Vancouver WA 98662-0000	\$75.00
1/2/2018	000131.0	Garrett Sign Company Inc.	811 Harney Street Vancouver WA 98660-0000	\$75.00
1/2/2018	000177.0	JH Kelly, LLC	P.o. Box 2038 Longview WA 98632-0000	\$75.00
1/2/2018	000269.0	Seppanen Construction LLC	8207 NE 316th Street LaCenter WA 98629-0000	\$75.00
1/2/2018	000255.7	Renaud Electric Company, Inc	2300 Talley Way Kelso WA 98626-0000	\$75.00
1/2/2018	000291.5	Temp Control Mechanical Service	PO Box 11209 Portland OR 97211-0000	\$75.00
1/2/2018	000303.5	Tri-Tech Heating	6603 NE 137th Ave Vancouver WA 98682-0000	\$75.00
1/2/2018	000255.0	Rawhide Electric Services LLC	225 Hudson Street Longview WA 98632-0000	\$75.00
1/2/2018	000242.8	Performance Contracting, Inc.	11145 Thompson Ave Lenexa, KS 66219-0000	\$75.00
1/2/2018	000281.1	Stan The Hot Water Man	PO Box 33157 Portland OR 97292-0000	\$75.00
1/2/2018	000162.4	Ibex Roof	7931 NE St. Johns Road Vancouver WA 98665	\$75.00
1/2/2018	000273.4	Sky Comm, Inc	2116 NW 140th ST Vancouver WA 98685-0000	\$75.00
1/2/2018	000175.9	Kaski Electric, LLC	19319 NE 214th ST Battle Ground WA 98604-0000	\$75.00
1/2/2018	000152.8	Hildebrand Concrete Construction	818 S 32nd ST Washougal WA 98671-0000	\$75.00
1/2/2018	000305.6	Twin City Service Company, Inc.	PO Box 567 Kelso WA 98626-0000	\$75.00
1/2/2018	194	All Service Painting DBA All Service	P.O. Box 90666 Portland OR 97290	\$75.00
1/2/2018	140	Portland Sheet Metal Works	10101 SE Brittany CT Clackamas OR 97015	\$75.00
1/2/2018	140	Portland Sheet Metal Works	10101 SE Brittany CT Clackamas OR 97015	(\$110.00)
1/2/2018	140	Portland Sheet Metal Works	10101 SE Brittany CT Clackamas OR 97015	\$75.00
1/2/2018	000314.0	Water Metrics CO West	16120 SW 72nd Ave Portland OR 97224-0000	\$75.00
1/2/2018	000250.2	Quality Cabinets Plus, Inc	2411 Talley Way Kelso WA 98626-0000	\$75.00
1/2/2018	206	Ray's Plumbing Service	P.O. Box 61 Brush Prairie WA 98606	\$75.00

Posting Date	Account	Name	Address	Amount
1/2/2018	206	Ray's Plumbing Service	P.O. Box 61 Brush Prairie WA 98606	(\$35.00)
1/2/2018	000306.1	Twin City Glass Co.	916 Vandercook Way Longview WA 98632-0000	\$75.00
1/2/2018	000098.2	Creative Design Builders, Inc DBA	11306 62nd Avenue East Puyallup WA 98373-0000	\$75.00
1/2/2018	000020.7	All Season's Heating & Cooling Inc.	13213 NE Kerr RD #200 Vancouver WA 98682-0000	\$75.00
1/2/2018	000231.7	NW Fire Inc DBA Fire Extinguisher	PO Box 1391 Beaverton OR 97075-0000	\$75.00
1/2/2018	000061.8	Capital Heating And Cooling	PO Box 3387 Lacey WA 98503-0000	\$75.00
1/2/2018	000192.5	SW Central Homes DBA Lexar	1213 Long RD Centralia WA 98531-0000	\$75.00
1/2/2018	000315.9	Warner Roofing & Construction Inc	2806 D NE 65th Avenue Vancouver WA 98661-0000	\$75.00
1/2/2018	155	Point Monitor Corporation	5863 Lakeview Blvd. STE 100 Lake Oswego OR	\$75.00
1/2/2018	117	ESP Supply, Inc	3800 SE Columbia Way Suite 180 Vancouver WA	\$75.00
1/2/2018	254	Ram Jack West	PO Box 11701 Eugene OR 97440	\$75.00
1/2/2018	000219.2	Nelson Electric Service Inc	P.o. Box 2926 Longview WA 98632-0000	\$75.00
1/3/2018	328	Bob Large Construction LLC	2240 34th AVE Longview WA 98632	\$75.00
1/3/2018	000059.5	Pioneer Ent.	9565 Old Pacific Hwy Woodland WA 98674-0000	\$75.00
1/3/2018	000009.7	Absolute Heating And Cooling	614 NE 105th ST Vancouver WA 98685-0000	\$75.00
1/3/2018	320	McClure and Sons, Inc.	15714 Country Club DR Mill Creek WA 98012	\$75.00
1/3/2018	000307.7	USI JB Insulation	14255 SW Galbreath DR Sherwood OR 97140-0000	\$75.00
1/3/2018	000269.8	Security Signs	2424 SE Holgate Blvd Portland OR 97202-0000	\$75.00
1/3/2018	000209.6	Michael's Floor Covering, Inc	2200-A NE Andresen RD Vancouver WA 98661-0000	\$75.00
1/4/2018	160	Lamb Landscaping LLC DBA Gro N	PO Box 210 Kelso WA 98626	\$75.00
1/4/2018	351	H&L Plumbing LLC	12814 SE 318th WAY Auburn WA 98092	\$75.00
1/4/2018	351	H&L Plumbing LLC	12814 SE 318th WAY Auburn WA 98092	\$35.00
1/4/2018	000137.5	Grand-View Landscape, Inc	PO Box 871510 Vancouver WA 98687-0000	\$75.00
1/4/2018	000086.5	Columbia Pacific Construction Inc	175 Hansen Lane Woodland WA 98674-0000	\$75.00
1/4/2018	000255.8	Reality Homes, Inc	2720 South J ST Tacoma WA 98409	\$75.00
1/4/2018	000133.1	George Elevator Service LLC	701 NE 154th ST Vancouver WA 98685-0000	\$75.00
1/4/2018	13	Pipeline Video & Cleaning LLC	PO Box 822124 Vancouver, WA 98682	\$75.00
1/4/2018	000018.5	Avalanche Construction	PO Box 481 Brush Prairie WA 98606-0000	\$75.00
1/4/2018	000225.9	Northeast Electric, LLC	1780 Downriver DR Woodland WA 98674	\$75.00
1/4/2018	330	ETR Residential LLC	PO Box 1153 Battle Ground WA 98604	\$75.00
1/4/2018	197	White Rabbit Ventures dba Matrix	P.O. Box 822440 Vancouver WA 98665	\$75.00
1/4/2018	000257.6	Ricks Custom Fencing & Decking	4543 SE TV Highway Suite A Hillsboro, Oregon	\$75.00
1/5/2018	000048.0	Blair Roofing, Inc.	2173 Dahlia Street Woodland WA 98674-0000	\$75.00
1/5/2018	000161.0	J & J Home Services, LLC	P.o. Box 208 Woodland WA 98674-0000	\$75.00
1/5/2018	000156.0	Honke Heating & Air Conditioning	840 Cleveland Ave Gresham OR 97030-0000	\$75.00
1/5/2018	000099.5	DJ's Electrical Inc.	PO Box 289 Brush Prairie WA 98606-0000	\$75.00
1/5/2018	000162.8	Interior Resources, Inc.	PO Box 1238 Longview WA 98632-0000	\$75.00
1/5/2018	000075.2	Clawson Heating	P.o. Box 899 Gresham OR 97030-0000	\$75.00
1/5/2018	255	General Sheet Metal, Inc.	PO Box 3339 Lacey WA 98509	\$75.00
1/8/2018	159	Barry-Wehmiller Design Group, Inc.	8020 Forsyth BLVD St. Louis MO 63105	\$75.00
1/8/2018	300	Daniels Construction LLC	PO Box 999 LaCenter WA 98629	\$75.00
1/8/2018	134	Builders Insulation of Oregon, LLC	PO Box 7788 Madison WI 53707	\$75.00
1/8/2018	000187.1	Suburban Propane	PO Box 7447 Philadelphia, PA 19101-0000	\$75.00
1/8/2018	000065.3	Cascade Fence And Deck	4415 NE Minnehaha ST Vancouver WA 98661-0000	\$75.00
1/8/2018	260	Shearer & Associates, Inc.	19300 NE 112th AVE #100 Battle Ground WA 98604	\$75.00
1/8/2018	98	Quail Construction, LLC	4501 NE Minnehaha St #200 Vancouver WA 98661	\$75.00
1/8/2018	329	Cascade Paving Services, LLC	236 Dusty DRive Kelso WA 98626	\$75.00
1/8/2018	000342.3	Woodstove Warehouse	1620 Oregon Way Longview WA 98632-0000	\$75.00
1/8/2018	10	RC Northwest, Inc	12404 NE 153rd ST STE #100 Brush Prairie, WA	\$75.00
1/8/2018	000034.0	Entek Corporation	1021 Columbia Blvd Longview WA 98632-0000	\$75.00
1/8/2018	000122.7	Fast Water Heater Company	11715 N Creek Parkway S Ste C-106 Bothell WA	\$75.00
1/8/2018	000157.1	Hydro Tech Fire Protection, Inc.	P.o. Box 40 Brush Prairie WA 98606-0000	\$75.00
1/8/2018	000138.2	Great Scapes Landscapes	145 Dehning Drive Woodland WA 98674-0000	\$75.00
1/8/2018	000013.4	Allied Safe & Vault	425 W 2nd Avenue Spokane WA 99201-0000	\$75.00
1/8/2018	000013.4	Allied Safe & Vault	425 W 2nd Avenue Spokane WA 99201-0000	\$75.00
1/8/2018	000013.4	Allied Safe & Vault	425 W 2nd Avenue Spokane WA 99201-0000	(\$7.50)

Posting Date	Account	Name	Address	Amount
1/8/2018	196	Backflows Northwest, Inc.	12819 SE 38th ST #57 Bellevue WA 98006	\$75.00
1/8/2018	196	Backflows Northwest, Inc.	12819 SE 38th ST #57 Bellevue WA 98006	(\$35.00)
1/8/2018	000316.9	W & N Development, LLC	PO Box 710 DuPont WA 98327	\$75.00
1/8/2018	000029.8	Arjae Sheet Metal Co, Inc	8545 SE McLoughlin Blvd Milwaukie OR 97222-0000	\$75.00
1/8/2018	58	Bulldog Mechanical & Remodeling,	3307 NE 39th St Vancouver WA 98661	\$75.00
1/8/2018	000138.9	Griffith Roofing CO	6815 SW 111th Avenue Beaverton OR 97008-0000	\$75.00
1/8/2018	000046.0	Bissell Janitorial	P.o. Box 478 Woodland WA 98674-0000	\$75.00
1/8/2018	000262.8	Reclaim Of Washington	PO Box 300 Ridgefield WA 98642-0000	\$75.00
1/8/2018	288	Olsson Industrial Electric, Inc.	PO Box 70413 Springfield OR 97475	\$75.00
1/8/2018	000304.5	Tube Art Sign & Sport Displays	11715 SE 5th ST Ste 200 Bellevue WA 98005-0000	\$75.00
1/8/2018	000200.6	Macdonald Miller Facility Solutions	PO Box 47983 Seattle WA 98146-0000	\$75.00
1/8/2018	166	Dr. Roof	P.O. Box 187 Seaview WA 98644	\$75.00
1/8/2018	000325.5	Wolfer's Home Services	1365 N Front ST Woodburn OR 97071-0000	\$75.00
1/8/2018	000134.6	Glacier Contracting, Inc.	13023 NE Hwy 99 Ste 7-187 Vancouver WA 98686-	\$75.00
1/8/2018	000030.0	Arrow Fence Co., Inc.	218 NW 194th S Ridgefield WA 98642-0000	\$75.00
1/8/2018	000291.0	Team Construction	4201 NE 66th Avenue Suite 105 Vancouver WA	\$75.00
1/8/2018	000014.2	Metro Overhead Door, Inc.	2525 NE Columbia Blvd Portland OR 97211	\$75.00
1/8/2018	000028.5	Apollo Mechanical Contractors	PO Box 7287 Kennewick WA 99336-0000	\$75.00
1/9/2018	000162.2	J & M Services	15604 NE Reid RD Amboy WA 98601-0000	\$75.00
1/9/2018	353	Proficient Plumbing, LLC	9208 NE Highway 99 Suite 107-27 Vancouver WA	\$75.00
1/9/2018	116	Turbo Painting, LLC	2600 NE Stapleton RD STE D Vancouver WA 98661	\$75.00
1/9/2018	000199.1	M & C Drywall Inc.	1528 Pine ST Tacoma WA 98405-0000	\$75.00
1/10/2018	000015.7	Advantage Heating & Cooling	7509 South 5th ST Unit 111 Ridgefield WA 98642	\$75.00
1/10/2018	135	Boyles Electric, Inc.	PO Box 1227 Boring OR 97009	\$75.00
1/10/2018	000162.6	J & J's Roofing	PO Box 2358 Longview WA 98632-0000	\$75.00
1/10/2018	000323.9	Wire Nutz Electrical Services LLC	13023 NE Hwy 99 STE 7 PMB #264 Vancouver WA	\$75.00
1/10/2018	000019.3	Accurate Installers, LLC	8318 E Mill Plain Blvd Vancouver WA 98682-0000	\$75.00
1/10/2018	6	Tapani Electric LLC	PO Box 1045 La Center WA 98629	\$75.00
1/10/2018	000007.9	A And A Drilling Service, Inc	PO Box 68239 Oak Grove OR 97268-0000	\$75.00
1/10/2018	279	Stripe Rite, Inc.	1813 East 137th AVE Sumner WA 98390	\$75.00
1/10/2018	000203.2	Matt Rychel	PO Box 593 Woodland WA 98674-0000	\$75.00
1/10/2018	000145.4	Hamer Electric, Inc.	126 Industrial Way Longview WA 98632-0000	\$75.00
1/11/2018	000285.9	Sunbridge Solar	1631 NE Broadway #320 Portland OR 97232-0000	\$75.00
1/11/2018	000252.9	Robinson Bros Constr., Inc. DBA	6150 NE 137th Ave Vancouver WA 98682-0000	\$75.00
1/11/2018	000019.7	Allred Roofing	1327 California Way Longview WA 98632-0000	\$75.00
1/11/2018	124	Womack Plumbing, Inc.	6104 NE 159th ST Vancouver WA 98686	\$75.00
1/11/2018	000283.9	Streimer Sheet Metal	740 N Knott ST Portland OR 97227-0000	\$75.00
1/11/2018	000181.1	Lakewood Contractors, Inc.	PO Box 2348 Battleground WA 98604-0000	\$75.00
1/11/2018	000013.7	Able Fence Company, Inc.	6612 NE St. Johns RD Vancouver WA 98661-0000	\$75.00
1/11/2018	143	Schlecht Plumbing, Inc.	1707 SW Eaton BLVD Battle Ground WA 98604	\$75.00
1/11/2018	143	Schlecht Plumbing, Inc.	1707 SW Eaton BLVD Battle Ground WA 98604	\$75.00
1/11/2018	000011.2	Advanced Boring Specialists, Inc.	13023 NE 99, #7 Hwy Vancouver WA 98686-0000	\$75.00
1/11/2018	000305.2	Tuscany Homes	PO Box 522 Battle Ground WA 98604-0000	\$75.00
1/11/2018	000180.0	Lakeside Industries	P.o. Box 7016 Issaquah WA 98027-0000	\$75.00
1/11/2018	000140.0	Groat Brothers, Inc.	PO Box 1630 Woodland WA 98674-0000	\$75.00
1/11/2018	000311.1	Vancouver Paving Company	1201 NE 154th St Vancouver WA 98685-0000	\$75.00
1/11/2018	000159.3	JNB Mechanical Inc	3315 NE 112th Ave Ste A-40-41 Vancovuer WA	(\$75.00)
1/11/2018	000159.3	JNB Mechanical Inc	3315 NE 112th Ave Ste A-40-41 Vancovuer WA	\$75.00
1/11/2018	000159.3	JNB Mechanical Inc	3315 NE 112th Ave Ste A-40-41 Vancovuer WA	\$75.00
1/12/2018	000151.5	Hendrickson HVAC Services Inc	PO Box 1810 Battle Ground WA 98604-1810	\$75.00
1/12/2018	000151.5	Hendrickson HVAC Services Inc	PO Box 1810 Battle Ground WA 98604-1810	\$75.00
1/12/2018	49	Home Energy Group, Inc.	PO Box 820474 Vancouver WA 98682	\$75.00
1/12/2018	293	Westwood Enterprises LLC	PO Box 2190 Woodland WA 98674	\$75.00
1/12/2018	000226.6	North Fork Landscape, Inc	41701 NE 129th Ave Amboy WA 98601-0000	\$75.00
1/12/2018	000204.6	Meng-Hannan Construction	9301 SE Stanley Avenue Portland OR 97222-0000	\$75.00
1/12/2018	000113.2	Ed's Economy Roofing, LLC	PO Box 249 Brush Prairie WA 98606-0000	\$75.00

Posting Date	Account	Name	Address	Amount
1/12/2018	000068.2	Chilton Custom Homes Inc	1760 Downriver DR Woodland WA 98674-0000	\$75.00
1/12/2018	000257.4	River Country Construction	PO Box 1312 Kalama WA 98625-0000	\$75.00
1/12/2018	332	Mill Plain Electric, Inc.	6000 NE 88th ST Vancouver WA 98665	\$75.00
1/12/2018	41	Dans Top Knotch Sheet Metal, Inc	594 C Street Washougal WA 98671	\$75.00
1/12/2018	000316.3	Weatherguard, Inc	1128 12th Avenue Longview WA 98632-0000	\$75.00
1/12/2018	000014.5	Action Technology Systems	835 SE 17th Ave Portland OR 97214-0000	\$75.00
1/12/2018	354	Eternal Rock Construction Inc.	PO Box 6059 Portland OR 97228	\$75.00
1/12/2018	000318.3	Granite Construction Company	80 Pond Road Yakima WA 98901-0000	\$75.00
1/12/2018	000176.7	Karlsen Development LLC	9704 NE 117th Ave Vancouver WA 98662-0000	\$75.00
1/16/2018	307	Revival Energy, LLC	10013 NE Hazel Dell AVE #401 Vancouver WA	\$75.00
1/16/2018	307	Revival Energy, LLC	10013 NE Hazel Dell AVE #401 Vancouver WA	(\$35.00)
1/16/2018	62	Terry Lee Excavating Inc.	PO Box 1026 Kelso WA 98626	\$75.00
1/16/2018	000067.2	Comcast Broadband Security Llc	1 Comcast Center, 32nd Floor Philadelphia, PA	\$75.00
1/16/2018	000283.3	Stoner Electric, Inc.	1904 SE Ochoco Street Milwaukie OR 97222-0000	\$75.00
1/16/2018	000040.1	Plumbing System Solutions, Inc	PO Box 1612 Woodland WA 98674-0000	\$75.00
1/16/2018	000237.5	Pacific Tech Construction	1302 Walnut Kelso WA 98626-0000	(\$17.20)
1/16/2018	000237.5	Pacific Tech Construction	1302 Walnut Kelso WA 98626-0000	\$75.00
1/16/2018	000273.1	Johnson Controls Fire Protection	PO Box 3042 Boca Raton, FL 33431-0000	\$75.00
1/16/2018	000318.0	Western Automatic Sprinkler Co.	1403 North Monroe La Grande OR 97850-0000	\$75.00
1/16/2018	212	Daniel Miranda, Inc. dba Just Right	15009 NE 21st ST Vancouver WA 98684	\$75.00
1/16/2018	000153.9	Heritage Construction	1425 Alabama #G Longview WA 98632-0000	\$75.00
1/16/2018	323	Neil Kelly Company, Inc.	804 North Alberta ST Portland OR 97217	\$75.00
1/16/2018	000162.1	J.L. Storedahl & Sons, Inc.	2233 Talley Way Kelso WA 98626-0000	\$75.00
1/16/2018	308	Fire Line Construction LLC	106 East 15TH PLACE La Center WA 98629	\$75.00
1/16/2018	331	Superior Welding & Fabrication	516 Oak ST Kelso WA 98626	\$75.00
1/16/2018	000244.5	Portland Mechanical Const. Inc	2000 SE Hanna Harvester Drive Milwaukie OR 97222	\$75.00
1/16/2018	000042.5	Belfor Usa Group, Inc.	185 Oakland Ave, Suite 300 Birmingham, MI 48009-	\$75.00
1/16/2018	000166.0	Jack's Overhead Door, Inc	PO Box 230368 Tigard OR 97281-0000	\$75.00
1/16/2018	000084.0	Columbia River Floor	P.o. Box 550 Rainier, Oregon 97048-0000	\$75.00
1/16/2018	000017.2	All Phase Heating Inc / DBA:	6109 NE 99 Hwy Vancouver WA 98665-0000	\$75.00
1/16/2018	000034.1	B & B Installations, Inc.	14401 S. Glen Oak RD Oregon City OR 97045-0000	\$75.00
1/17/2018	000286.5	SW Frontier Landscaping, Inc.	11402 NE St. John's Rd Vancouver WA 98686-0000	\$75.00
1/17/2018	000242.7	Performance Building Products, Inc.	P.o. Box 65039 Vancouver WA 98665-0000	\$75.00
1/17/2018	000161.8	Installed Building Products, LLC	495 S High ST Ste 50 Columbus, OH 43215	\$75.00
1/18/2018	282	LKE Corporation	PO Box 350 Washougal WA 98671	\$75.00
1/18/2018	000211.3	MJ Electrical, Inc.	14723 NE Parkinen RD Brush Prairie WA 98606-0000	\$75.00
1/18/2018	000302.1	Trademark Plumbing, Llc	PO Box 1269 Brush Prairie WA 98606-0000	\$75.00
1/18/2018	000154.2	Hi-Tech Construction	P.o. Box 579 Battleground WA 98604-0000	\$75.00
1/18/2018	132	S&S Construction Services LLC	30707 NE 181st Ave Yacolt WA 98675	\$75.00
1/18/2018	000257.3	Right Turn Construction Inc	1205 E 33rd ST Vancouver WA 98663-0000	\$75.00
1/18/2018	000282.1	Stellar J. Corporation	1363 Downriver Drive Woodland WA 98674-0000	\$75.00
1/18/2018	256	Midway Underground, LLC	PO Box 1107 Toledo WA 98591	\$75.00
1/19/2018	000199.9	Mr Rooter Plumbing	PO Box 789 Gladstone OR 97027-0000	\$75.00
1/19/2018	000022.8	American Residential Services LLC	965 Ridge Lake Blvd #201 Memphis, TN 38120-0000	\$75.00
1/19/2018	127	Waynes Roofing, Inc.	13105 Houston Rd East Sumner WA 98390	\$75.00
1/19/2018	000253.8	Raymond Handling Concepts Corp	41400 Boyce Road Fremont, CA 94538-0000	\$75.00
1/19/2018	277	Water Cents	2110 NW 379th STREET La Center WA 98629	\$75.00
1/19/2018	269	Comfort Air Inc	7504 NE 182nd AVE Vancouver WA 98682	\$75.00
1/22/2018	287	Henkels & McCoy, Inc.	2840 Ficus ST Pomona CA 91766	\$75.00
1/22/2018	69	RSV Construction Services, Inc	1115 Esther St STE A Vancouver WA 98660	\$75.00
1/22/2018	114	GT Bladeworks, Inc.	PO Box 2108 Battle Ground WA 98604	\$75.00
1/22/2018	000236.0	Pacific Northern Environmental	1121 Columbia Blvd. Longview WA 98632-0000	\$75.00
1/22/2018	195	Brightview Landscapes, LLC	401 Plymouth RD Ste 500 Plymouth Meeting PA	\$75.00
1/22/2018	000258.2	Roof Toppers	5709 NE 88th Street Vancouver WA 98665-0000	\$75.00
1/22/2018	37	Recon Inc. DBA Manzco Plumbing	PO Box 822964 Vancouver WA 98682	\$75.00
1/22/2018	000030.1	Arrow Roofing & Sheet Metal, Inc	PO Box 55097 Portland OR 97238-0000	\$75.00

Posting Date	Account	Name	Address	Amount
1/22/2018	000262.9	Rowe Plumbing And Drain	2210 West Main ST Suite 107-384 Battle Ground WA	\$75.00
1/22/2018	310	J.R. Merit, Inc.	P.O. Box 940 Vancouver WA 98666	\$75.00
1/22/2018	000023.0	Americas Phone Guys	PO Box 873279 Vancouver WA 98687-0000	\$75.00
1/22/2018	000264.0	Schlecht Construction, Inc.	9407 NE Vancouver Mall DR Ste 201 Vancouver WA	\$75.00
1/22/2018	000071.9	Cintas Fire Protection	3320 West Valley Hwy N Ste #d111 Auburn WA	\$75.00
1/22/2018	000071.9	Cintas Fire Protection	3320 West Valley Hwy N Ste #d111 Auburn WA	(\$22.50)
1/22/2018	000071.9	Cintas Fire Protection	3320 West Valley Hwy N Ste #d111 Auburn WA	\$75.00
1/22/2018	97	Snugs Services	4525 NE 136th Ave Portland OR 97230	\$75.00
1/23/2018	000134.1	Goodfellow Bros., Inc	P.o. Box 598 Wenatchee WA 98807-0000	\$75.00
1/23/2018	000134.1	Goodfellow Bros., Inc	P.o. Box 598 Wenatchee WA 98807-0000	(\$75.00)
1/23/2018	000134.1	Goodfellow Bros., Inc	P.o. Box 598 Wenatchee WA 98807-0000	\$75.00
1/24/2018	000011.7	Accurate Steel Erectors, Inc.	P.o. Box 122 Woodland WA 98674-0000	\$75.00
1/24/2018	96	Michael & Sons Landscape Service	4660 Ocean Beach HWY Longview WA 98632	\$75.00
1/24/2018	000203.4	Measure-Tech, Inc	PO Box 499 Ariel WA 98603-0000	\$75.00
1/24/2018	000253.2	Ramsay Signs, Inc.	9160 SE 74th Portland, Oregon 97206-0000	\$75.00
1/24/2018	000248.0	Precision Industrial Contractors,	1555 Downriver Drive Woodland WA 98674-0000	(\$7.50)
1/24/2018	000248.0	Precision Industrial Contractors,	1555 Downriver Drive Woodland WA 98674-0000	\$75.00
1/25/2018	358	EM Precision, LLC	1011 East Main #205B Puyallup WA 98372	\$75.00
1/25/2018	90	Forever Green	5211 NE 101st St Vancouver WA 98686	\$75.00
1/25/2018	000242.4	Petra Heating & Air Conditioning	15875 SE 114th Ave Ste F Clackamas OR 97015-	\$75.00
1/25/2018	000243.6	Phoenix Industrial	2111 SE Columbia Way Bldg 7 Ste 120 Vancouver	\$75.00
1/25/2018	000134.7	Global Pacific Environmental, Inc	PO Box 2759 Vancouver WA 98668-0000	\$75.00
1/25/2018	126	Vanwell Masonry Inc.	11700 Mukilteo Speedway STE 201 PMB 1014	\$75.00
1/25/2018	186	Trojan Wall Products, Inc.	3530 NE C ST Auburn WA 98002	\$75.00
1/26/2018	113	Cygnature Heating	PO Box 823006 Vancouver WA 98682	\$75.00
1/26/2018	360	Cameron's Installations, Inc.	22170 SW Martinazzi AVE Tualatin OR 97062	\$75.00
1/26/2018	359	Elwood Holdings LLC	PO Box 109 Yacolt WA 98675	\$75.00
1/26/2018	48	R & C Remodeling	17408 NW 61st Ave Ridgefield WA 98642	\$75.00
1/26/2018	311	JASA, Inc. / DBA: Nate's Plumbing,	PO Box 1405 Brush Prairie WA 98606	\$75.00
1/26/2018	324	Casey's Custom Homes	907 Frazier LN Woodland WA 98674	\$75.00
1/29/2018	000141.4	Viking Automatic Sprinkler	3434 1st Avenue South Seattle WA 98134-0000	\$75.00
1/29/2018	000305.3	United Fire & Safety	4611 NE Martin L King Blvd. Portland OR 97211-0000	\$75.00
1/29/2018	000126.3	Fire Systems West, Inc.	206 Frontage Road N., Suite C Pacific WA 98047-	\$75.00
1/29/2018	156	NW Blue Sky Inc DBA Roto Rooter	PO Box 1118 Longview WA 98632	\$75.00
1/29/2018	000184.2	Landscape Management &	3511 NE 109th Ave Vancouver WA 98682-0000	\$75.00
1/29/2018	000130.5	Gary's Vacuflo Inc	9015 SE Flavel ST Portland OR 97266-0000	\$75.00
1/29/2018	319	Nylund Homes Inc.	PO Box 230 Brush Prairie WA 98606	(\$35.00)
1/29/2018	319	Nylund Homes Inc.	PO Box 230 Brush Prairie WA 98606	\$75.00
1/29/2018	111	Judson Enterprises DBA K-	14105 NE Airport Way Portland OR 97230	\$75.00
1/29/2018	000276.9	Source Refrigeration & HVAC, Inc	145 South State College BLVD Suite 200 Brea CA	\$75.00
1/29/2018	362	C&A Const Limited Liability Co.	330 Nevala RD Woodland WA 98674	\$75.00
1/29/2018	362	C&A Const Limited Liability Co.	330 Nevala RD Woodland WA 98674	\$35.00
1/29/2018	257	Authority Dock and Door	6911 NE 79th CT Portland OR 97218	\$75.00
1/30/2018	157	Americool Heating & A C LLC	17929 Irwin St SW Rochester WA 98579	\$75.00
1/30/2018	175	RINU DBA Reitmeier	19570 SW 90th CT Tualatin OR 97062	\$75.00
1/30/2018	000281.3	Stanley Access Technologies, LLC	8350 Sunlight DR Attn: Licensing Fishers IN 46037	\$75.00
1/31/2018	101	Vanport Mechanical & Fire	6101 NE 127th Ave STE 200 Vancouver WA 98682	\$75.00
2/1/2018	67	Beacon Backflow LLC	800 NW 59th ST Vancouver WA 98663	\$75.00
2/2/2018	365	TerraFirma Foundation Repair Inc.	761 NE Garden Valley BLVD Roseburg OR 97470	\$75.00
2/2/2018	147	ABC Roofing Company	10123 SE Brittany CT Clackamas OR 97015	\$75.00
2/2/2018	266	Excalibur Roofing & Repair, Inc.	PO Box 40 Shelton WA 98584	\$75.00
2/2/2018	259	AP Acquisition Co LLC, DBA Action	PO Box 1575 Brush Prairie WA 98606	\$75.00
2/2/2018	259	AP Acquisition Co LLC, DBA Action	PO Box 1575 Brush Prairie WA 98606	(\$35.00)
2/2/2018	000178.2	Krieger's Stump Removal, Inc	251 Moonridge RD Woodland WA 98674-0000	\$75.00
2/2/2018	000281.7	Stephenson Concrete, LLC	PO Box 61 Yacolt WA 98675-0000	\$75.00
2/2/2018	000020.3	American Backflow Services	5905 N Interstate Ave Portland OR 97217-0000	\$75.00

Posting Date	Account	Name	Address	Amount
2/5/2018	239	The Home Depot	2455 Paces Ferry RD C-11 Hm Svcs Compliance	\$75.00
2/5/2018	000289.5	T & L Communications Inc.	P.o. Box 87387 Vancouver WA 98687-0000	\$75.00
2/5/2018	000013.6	Above & Beyond Hydroseed, Inc.	2720 NE 175th Street Ridgefield WA 98642-0000	\$75.00
2/8/2018	000159.4	JC Roofing	8811 NE Cedar Creek RD Woodland WA 9674	\$75.00
2/8/2018	000159.4	JC Roofing	8811 NE Cedar Creek RD Woodland WA 9674	(\$75.00)
2/8/2018	000159.4	JC Roofing	8811 NE Cedar Creek RD Woodland WA 9674	\$150.00
2/8/2018	292	A new Creation Station, DBA: Berry	10804 NE Spurrel RD Woodland WA 98674	\$75.00
2/8/2018	000123.5	The Fenceman Fence Company,	2808 NE Burton Road Vancouver WA 98662-0000	\$75.00
2/9/2018	000237.2	Pace Equipment Company	PO Box 633 Wilsonville OR 97070-0000	\$75.00
2/12/2018	000296.1	The Roof Doctor, Inc.	PO Box 2257 Olympia WA 98501-0000	\$75.00
2/12/2018	278	PR Systems, Inc.	8351 NE 30th AVE Lacey WA 98516	\$75.00
2/12/2018	179	Malcolm Drilling Co. Inc.	92 Natoma St STE 400 San Francisco CA 94105	\$75.00
2/12/2018	179	Malcolm Drilling Co. Inc.	92 Natoma St STE 400 San Francisco CA 94105	\$75.00
2/12/2018	179	Malcolm Drilling Co. Inc.	92 Natoma St STE 400 San Francisco CA 94105	(\$75.00)
2/13/2018	368	JRD Excavation, LLC	P.O. Box 2669 Estacada OR 97023	\$75.00
2/14/2018	367	Coastal Pacific Excavating, LLC	PO Box 716 Yacolt WA 98675	\$75.00
2/14/2018	000161.4	JM Landscaping And Irrigation	324 NE 7th Avenue Camas WA 98607-0000	\$75.00
2/15/2018	369	Brimstone Fire Safety Management	23422 57th AVE SE Woodinville WA 98072	\$75.00
2/20/2018	000318.7	Western States Fire Protection Co.	13896 Fir Street Ste B Oregon City OR 97045-0000	\$75.00
2/20/2018	371	Universal Fire Equipment, Inc.	18260 SW 100th CT Tualatin OR 97062	\$35.00
2/20/2018	371	Universal Fire Equipment, Inc.	18260 SW 100th CT Tualatin OR 97062	\$75.00
2/23/2018	281	New View Irrigation & Landscaping	PO Box 2593 Longview WA 98632	\$75.00
2/23/2018	372	Cornerstone Disaster Repair, Inc.	5331 SW Macadam AVE Portland OR 97239	\$75.00
2/23/2018	000011.4	Alkor Construction Nw, Inc.	39006 NE 74th Ave La Center WA 98629-0000	\$75.00
2/26/2018	141	Cumulus Design	P.O. Box 57 St. Helens OR 97051	\$75.00
2/26/2018	272	Drytime Restoration, LLC	PO Box 821696 Vancouver WA 98682	\$75.00
2/27/2018	373	JM Painting, LLC	5691 SE International WAY Suite A Milwaukie OR	\$75.00
3/1/2018	194	All Service Painting DBA All Service	P.O. Box 90666 Portland OR 97290	(\$75.00)
3/1/2018	19	Carlson's Heating & Air	1414 S. Pacific AVE Kelso WA	\$75.00
3/8/2018	000298.4	Thompson Bros. Excavating, Inc.	18211 NE Fourth Plain RD Vancouver WA 98682-	\$75.00
3/12/2018	377	Boulevard Homes NW, LLC	800 NE Tenney Road #110-348 Vancouver WA	\$75.00
3/14/2018	378	Rich Enterprises Kalama, LLC	1514 31st AVE Longview WA 98632	\$75.00
3/15/2018	000061.3	C & E Lawn Sprinkler Inc	9709 NE 90th Avenue Vancouver WA 98662-0000	\$75.00
3/15/2018	000313.0	Vancouver Sign Company, Inc.	2600 NE Andresen RD Suite 50 Vancouver WA	\$75.00
3/19/2018	380	Pacific Lifestyle Homes, Inc.	11815 NE 99th ST #1200 Vancouver WA 98682	\$75.00
3/19/2018	161	Quintrell Construction	4192 Old Lewis River Rd Woodland WA 98674	\$75.00
3/20/2018	379	Superfloors ISI, LLC	6911 South 196th ST Kent WA 98032	\$75.00
3/26/2018	374	Babcock Garage Doors	15906 SE 13th CIR Vancouver WA 98683	\$75.00
3/29/2018	000241.4	Paul Edwin LLC	PO Box 1378 Woodland WA 98674-0000	\$75.00
3/29/2018	000241.4	Paul Edwin LLC	PO Box 1378 Woodland WA 98674-0000	\$75.00
4/9/2018	386	Acme	31209 NE 133 AVE Battle Ground WA 98604	\$75.00
4/11/2018	99	NW Solutions Heating & Air	141 Luxury Lane Kelso WA 98626	\$75.00
4/17/2018	388	Springwise Facility Management	1822 South Bend AVE South Bend IN 46637	\$75.00
4/19/2018	000259.3	Roto-Rooter Plumbing and Service	23311 Madero Mission Vieto, CA 92691-0000	\$75.00
4/25/2018	393	Henco Plumbing Services	313 NW 209th ST Ridgefield WA 98642	\$75.00
5/2/2018	392	Riser Fire Protection LLC	P.O. Box 2319 Battle Ground WA 98604	\$75.00
5/3/2018	397	Fire Stop Company LLC	3203 NE 65th ST Space 2 Vancouver WA 98663	\$75.00
5/3/2018	396	Tilton Pacific Construction, Inc.	4150 Citrus AVE Rocklin CA 95677	\$75.00
5/8/2018	401	Fine Painting and Allied Services,	9620 NE Colfax ST Portland OR 97220	\$75.00
5/11/2018	389	Direct Plumbing Solutions, LLC	819 SE 14th LOOP Battle Ground WA 98604	\$75.00
5/14/2018	404	Bell & Bell Builders & Overhead	PO Box 99 Rainier WA 98576	\$75.00
5/16/2018	405	Michels Corporation	PO Box 128 Brownsville WI 53006	\$35.00
5/16/2018	405	Michels Corporation	PO Box 128 Brownsville WI 53006	\$75.00
5/18/2018	408	A & E Contractors LLC	6610 NW Whitney RD #136 Vancouver WA 98665	\$75.00
5/21/2018	411	Engineered Structures, Inc.	3330 East Louise DR Meridian ID 83642	\$75.00
5/21/2018	411	Engineered Structures, Inc.	3330 East Louise DR Meridian ID 83642	\$110.00

Posting Date	Account	Name	Address	Amount
5/21/2018	415	Modern Building Systems, Inc.	PO Box 110 Aumsville OR 97325	\$75.00
5/21/2018	415	Modern Building Systems, Inc.	PO Box 110 Aumsville OR 97325	\$35.00
5/23/2018	000343.9	Youkey's Construction	369 Gun Club RD #77 Woodland WA 98674-0000	\$75.00
5/23/2018	418	Martin Sheet Metal, Inc.	PO Box 908 North Plains OR 97133	\$75.00
5/24/2018	419	Vancouver Development Company	100 East 19th ST #400 Vancouver WA 98663	\$75.00
5/24/2018	000117.1	Emmert Construction	8418 NE 140th CT Vancouver WA 98682-0000	\$75.00
5/24/2018	000073.7	Clark Signs	PO Box 1113 St. Helens OR 97054-0000	\$75.00
5/24/2018	000101.3	Dan Heerman	39809 NW Cardai Hill Woodland WA 98674-0000	\$75.00
5/25/2018	385	M2 Integration LLC	35535 SE Shade Tree Lane Estacada OR 97023	\$75.00
5/25/2018	000110.6	Dynalectric Company	5711 SW Hood Ave Portland OR 97239-0000	\$75.00
5/25/2018	222	Manzhura Plumbing Inc.	PO Box 820429 Vancouver WA 98682	\$75.00
5/29/2018	000105.3	Diversified Mechanical Services	2019 Mt Brynion RD Kelso WA 98626-0000	\$75.00
5/29/2018	000101.5	Dave's Excavating, Inc.	P.o. Box 185 Brush Prairie WA 98606-0000	\$75.00
5/29/2018	274	Raz Construction Co.	20800 NW Krieger Ridgefield WA 98642	\$75.00
5/29/2018	000152.9	Heritage Glass Inc	2005 NE Columbia Blvd Portland OR 97211-0000	\$75.00
5/29/2018	000152.9	Heritage Glass Inc	2005 NE Columbia Blvd Portland OR 97211-0000	\$75.00
5/29/2018	000153.3	New Tradition Homes/Helmes, Inc.	11815 NE 113th ST Suite 110 Vancouver WA 98662-	\$75.00
5/29/2018	000124.1	Glacier Northwest Inc.	P.o. Box 1730 Seattle WA 98111-0000	\$75.00
5/29/2018	390	Hilltop Refrigeration, Inc.	1215 Kleppe Lane Unit 1 Sparks NV 89431	\$75.00
5/30/2018	286	Impact Heating & Cooling LLC	309 NE 16th AVE Battle Ground WA 98604	\$75.00
6/1/2018	215	North Fork Plumbing LLC	4405 NE Stoughton Road La Center WA 98629	\$75.00
6/4/2018	000104.0	Davis Landscape Llc	6922 E. Fourth Plain Blvd. Vancouver WA 98661-	\$75.00
6/4/2018	000013.2	All Top Roofing	PO Box 600 Kelso WA 98626-0000	\$75.00
6/4/2018	422	Laneco, Inc.	8823 North Harborgate ST Portland OR 97203	\$75.00
6/6/2018	425	CPM Development Corp. DBA:	PO Box 3366 Spokane WA 99220	\$75.00
6/11/2018	426	McLane Plumbing & Construction,	7665 Highbanks RD Central Point OR 97502	\$75.00
6/12/2018	000054.0	Bree Homes Llc	220 Lazy RD Longview WA 98632	\$75.00
6/19/2018	245	Applied Handling NW, Division of	8825 South 184th ST Kent WA 98031	\$75.00
6/20/2018	000079.1	Colf Construction	P.o. Box 1434 Vancouver WA 98665-0000	\$75.00
6/21/2018	000115.1	Effinger Heating & Cooling Inc.	P.o. Box 65153 Vancouver WA 98665-0000	\$75.00
6/21/2018	000178.0	Kysar Logging & Tree Service LLC	PO Box 841 Yacolt WA 98675-0000	\$75.00
6/27/2018	431	TR Contracting Inc.	2210 West Main ST Battle Ground WA 98604	\$75.00
6/28/2018	433	Accolades Presure Washing	2086 SW Wonderview CT Gresham OR 97080	\$75.00
				\$23,570.30
				\$42,879.40
				\$42,879.40

Humane Society of Cowlitz County

PO Box 172 Longview WA, 98632

City of Woodland Quarterly Activity 2018

RECEIVED
 JUL 05 2018
 CITY OF WOODLAND

Type of Call	April	May	June	Quarterly	YTD
Incoming Phone Calls	22	30	32	84	141
Complaints	2	6	3	11	19
Rescue	0	0	0	0	0
Cruelty	0	1	0	1	1
Field Return To Owner	2	0	0	2	2
Gone on Arrival	0	1	0	1	1
Patrol Hours	7	3	3	13	28
Notice-Warning	1	2	4	7	7
Citations Issued	0	0	0	0	0
Number of Licenses Sold	4	7	1	12	118
Revenue from Above Number Sold	\$80.00	\$70.00	\$10.00	\$160.00	\$1,590.00
Court Time	0	0	0	0	0
DOA	0	0	0	0	1
After-Hours Calls	0	1	0	1	5
After-Hours Responses	0	0	0	0	3
Door Tags	1	0	0	1	1
Bites	0	0	0	0	0
Low Income S/N Program	2	0	1	3	3
Officers Impound in Field	0	4	0	4	10
Shelter Intake Front Desk	7	2	0	9	20
Total Woodland Animal Intake	7	6	0	13	30

Woodland Police Department

Providing Excellent Public Service

Report to City Council

Second Quarter 2018

Below are the NIBRS statistics for the second quarter. From the quarterly statistics you can see the men and women of the Woodland Police Department are making a difference in our community. The second quarter resulted in a slight reduction in group A crime statistics in comparison to the same time last year. As you can see from the list of highlights below, officers were still able to maintain a very high level of community involvement. The Woodland Police Department ended the second quarter down two officers. As always, our number one priority is sound community policing policies. We strive to provide the citizens and businesses of Woodland excellent public service resulting in a safe community to live, work and play.

CAD Event Data –

1st Quarter

Event Count	January 1, 2018 – March 31, 2018 Event Type (s) – Total Events 1,740
--------------------	---

2nd Quarter

Event Count	April 1, 2018 – June 30, 2018 Event Type (s) – Total Events 2,860
--------------------	--

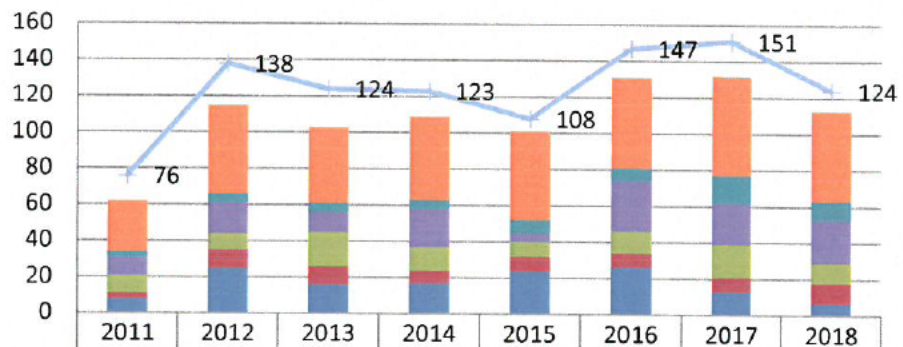
Arrest and Ticket Breakdown

2018	Felony		Misdemeanor		Criminal Tickets		Criminal Traffic Tickets		Infractions			Warrant Arrests		Parking Tickets
	# of Arrests	# of Charges	# of Arrests	# of Charges	Total Citations	# of Violations	Total Citations	# of Violations	Total Tickets	# of Violations	Verbal Warnings	Felony	Misd.	
January	11	14	30	50	16	21	13	22	32	37	69	6	6	8
February	8	15	22	29	16	17	9	9	17	18	62	5	6	9
March	5	17	32	45	16	21	21	25	42	56	83	6	1	9
1st QTR	24	46	84	124	48	59	43	56	91	111	214	17	13	26
April	15	22	33	56	20	26	17	25	41	50	118	7	6	1
May	16	22	25	46	11	15	16	19	52	61	83	8	3	2
June	8	12	24	41	17	23	11	12	38	45	64	3	3	1
2nd QTR	39	56	82	143	48	64	44	56	131	156	265	18	12	4

Front Counter Activity

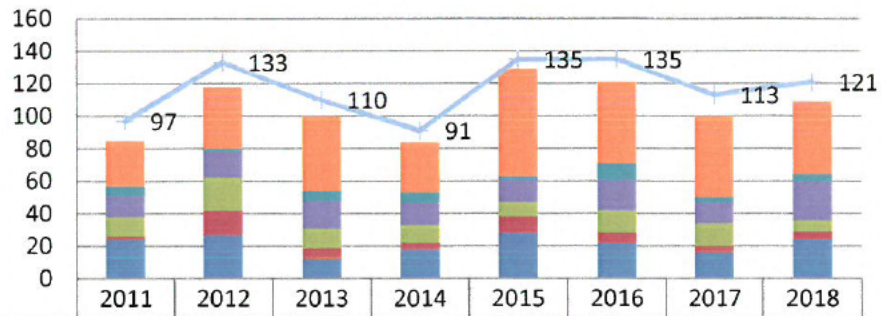
2018 Front Counter Contacts	Car Seat Checks	Chief	Collision/Security Forms	Complaints	CPL	DOC	Filing Report	Fingerprints	Info/Follow Up	Outside Agency	Property/RX Drop Off	Pub. Disc. Request	Vendors	Wrong Bldg/Directions	Misc	Counter Total	Phone Calls	Front Office Totals
January	0	2	3	0	29	5	8	10	13	13	20	9	39	3	35	189	378	567
February	1	5	3	0	24	2	11	7	11	15	22	8	21	2	22	154	353	507
March	2	6	2	0	33	3	11	10	20	14	13	6	30	4	24	178	417	595
1st QTR	3	13	8	0	86	10	30	27	44	42	55	23	90	9	81	521	1148	1669
April	2	4	3	0	16	9	7	12	18	18	13	11	18	5	37	173	391	564
May	0	6	2	0	15	8	7	7	21	16	22	9	26	5	42	186	433	619
June	0	8	2	4	11	5	11	6	17	16	22	11	30	2	44	189	398	587
2nd QTR	2	18	7	4	42	22	25	25	56	50	57	31	74	12	123	548	1222	1770

1st Quarter Comparisons Group A Crime Statistics



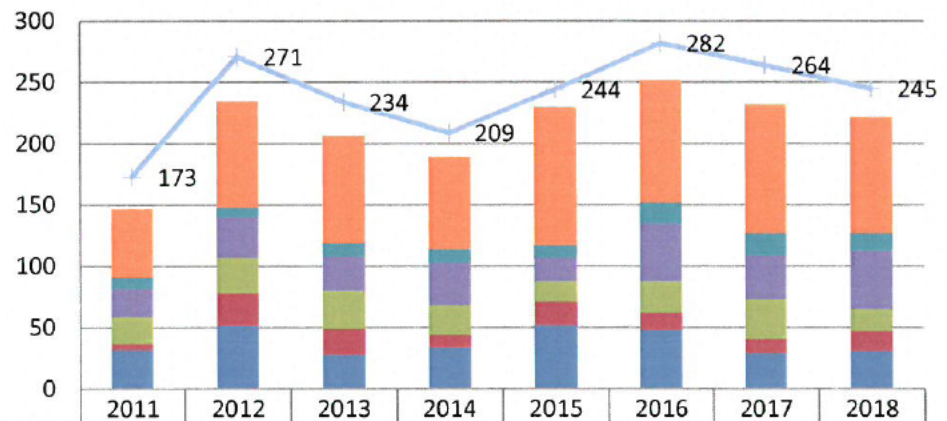
	2011	2012	2013	2014	2015	2016	2017	2018
Larceny/Theft	28	49	42	46	49	50	55	50
Fraud	3	5	5	5	7	7	15	10
Drug	10	17	11	21	5	28	23	24
Destruction of Property	10	9	19	13	8	12	18	11
Burglary	3	10	10	7	8	8	8	11
Assault	8	25	16	17	24	26	13	7
Total Group A	76	138	124	123	108	147	151	124

2nd Quarter Comparisons Group A Crime Statistics



	2011	2012	2013	2014	2015	2016	2017	2018
Larceny/Theft	28	38	46	31	66	50	50	45
Fraud	6	2	6	6	2	10	3	4
Drug	13	16	17	14	14	19	13	24
Destruction of Property	12	20	12	11	9	14	14	7
Burglary	2	15	7	4	10	6	4	5
Assault	24	27	12	18	28	22	16	24
Total Group A	97	133	110	91	135	135	113	121

1st Half Comparisons - Group A Crime Statistics



	2011	2012	2013	2014	2015	2016	2017	2018
Larceny/Theft	56	87	88	75	113	100	105	95
Fraud	9	8	11	11	10	17	18	14
Drug	23	33	28	35	19	47	36	48
Destruction of Property	22	29	31	24	17	26	32	18
Burglary	5	26	21	10	19	14	12	16
Assault	32	52	28	34	52	48	29	31
Total Group A Offenses	173	271	234	209	244	282	264	245

Highlights:

2nd Quarter

Woodland Police Department Field Training Officer Uminski – April (PD Personnel)
Car Seat Clinic, Kelso – April, May (Conner)
Safe Kids Day – April (Conner)
Woodland Public Schools Co Op Pre-School – April 20th (Conner, Hiler, Keller, Kelly)
Attend Fundraiser for the Woodland Action Center – April 27th (Kelly)
Woodland Rotary Diner – April 30th (Kelly)
Kalama Public Schools Re-Unification Drill – May 3rd (Kelly)
Cowlitz County Every 15 Minutes – Woodland High School – May 4th (Swenningson, Keller, Kelly)
Battle Ground Police Department Promotional Exam – May 7th – 8th (Kelly)
Cowlitz County Victim Impact Panel Anniversary Celebration – May 12th (Kelly)
Attend Six Rivers Trail Meeting – May 16th (Kelly)
Clark County Law Enforcement Memorial, Vancouver – May 17th (Kelly)
Cowlitz County SO Candlelight Vigil Riverside Park – May 17th (Kelly)
WA Association of Sheriffs and Police Chief's Conference – May 21st – 24th (Kelly)
Active Shooter Presentation – Industrial Training International – May 29th (Palmquist, Kelly)
Meriweather Community Celebration – June 2nd (Conner, Hiler, Lipp Kelly)
WASPC Law Enforcement CEO Training – June 11th & 8th (Kelly)
Woodland Planter's Days – June 14th – 17th (Department Personnel)
Woodland High School Graduation – June 15th (Palmquist, Kelley)
Special Olympics Torch Run – Clark County – June 28th (Kelly)
Attend Woodland Rotary Fundraiser – June 29th (Kelly)

The Woodland Police Department continues to be a strong public safety presence in our community. We continue to build and maintain strong partnerships with business owners and community members.

Notable Personnel Changes:

Officer Paul Uminski Hired – Field Training Assignment, February 26th. Officer Uminski participated in the field training program for 13 weeks. Unfortunately he was unsuccessful in completing the training and resigned his employment with the City of Woodland.

Officer Gibbs resigned from the Woodland Police Department to begin his employment with the Cowlitz County Sheriff's Office.

Challenges:

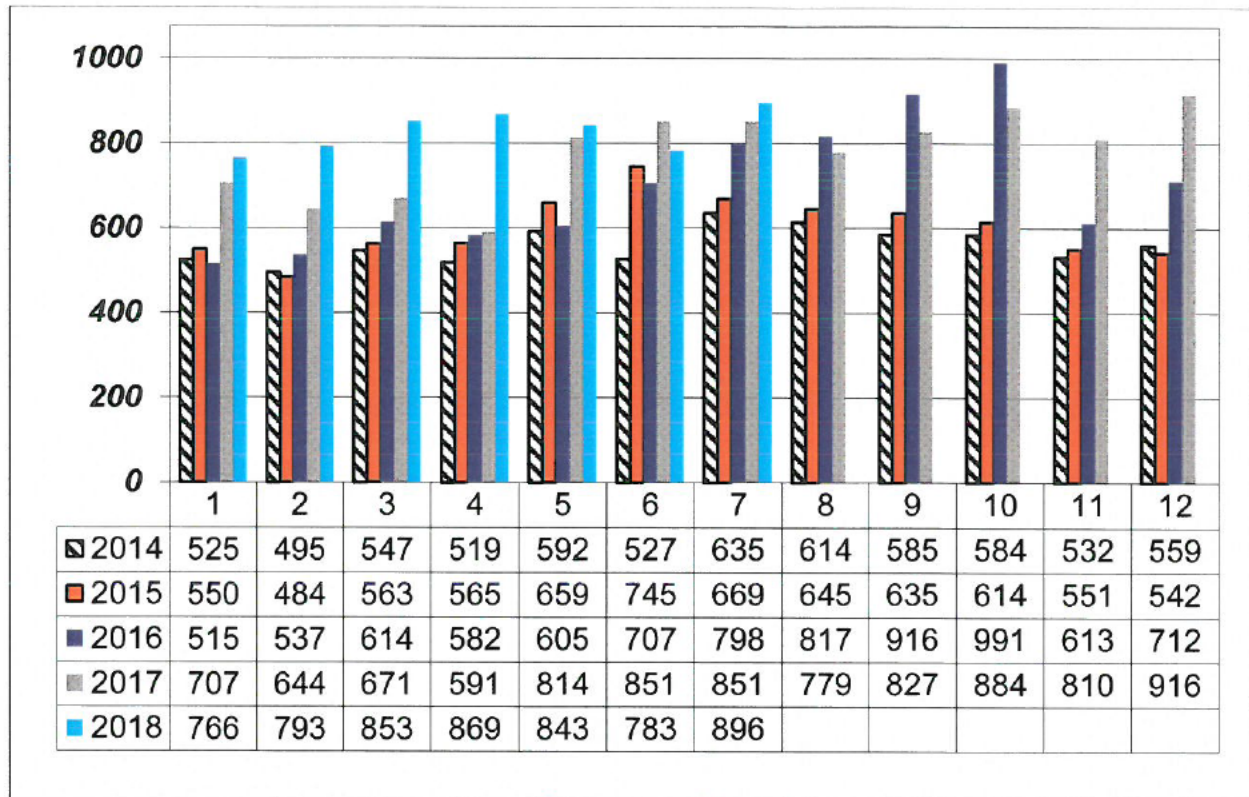
Our city continues to enjoy all aspects of law enforcement services provided by the department however, the current manpower shortage and increasing calls for service cannot be sustained. Your Police Department continues to face the realistic fact of applicant shortage and the process to certify an applicant pool. Because of this time delay applicants are withdrawing from the opportunity with the City of Woodland to take employment elsewhere. Department personnel continue to meet the demands of calls for service and our commitment to City of Woodland.

The Woodland Police Department takes pride in providing the City with quality progressive law enforcement services, while continuing to meet the challenge of overwhelming calls for service.

Month End Statistics – Calls for Service

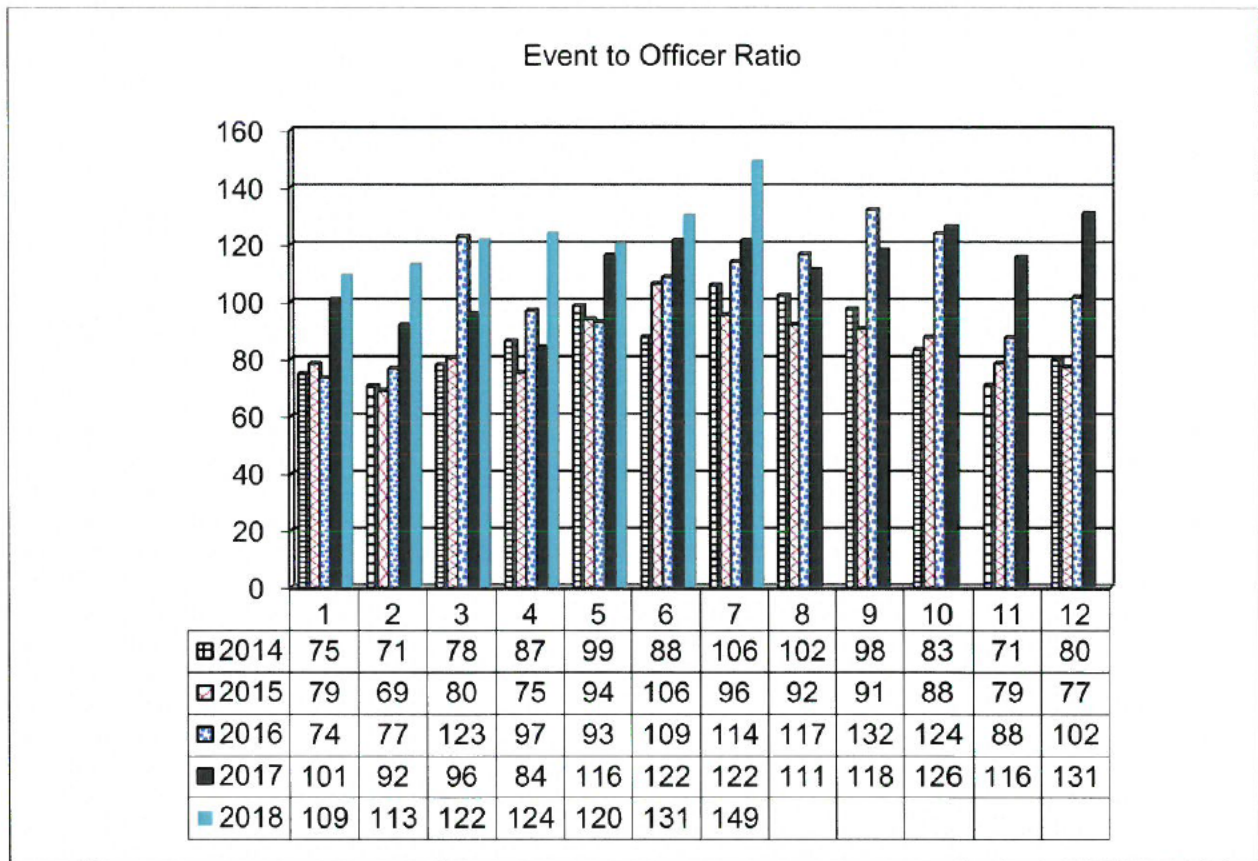
	2014	2015	2016	2017	2018
January	525	550	515	707	766
February	495	484	537	644	793
March	547	563	614	671	853
April	519	565	582	591	869
May	592	659	605	814	843
June	527	745	707	851	783
July	635	669	798	851	896
August	614	645	817	779	
September	585	635	916	827	
October	584	614	991	884	
November	532	551	613	810	
December	559	542	712	916	
Total	6714	7222	8407	9345	5803

Month End Statistics – Calls for Service Chart



This chart is a visualization of data presented on previous page.

Event to Officer Ratio



Note: March 2016 was higher than normal due to three officers off duty due to work related injuries.



Community Development Department

2nd Quarter Report - 2018

Travis Goddard, Director
 Janice Fisher, Permit Technician
 Mary Parsons, Code Enforcement Officer

General Department News:

- We are working through code amendments with the Planning Commission:
 - Exploring changes to the residential zoning districts.
 - Created the Wireless Communication's Ordinance. (since recommended for adoption by the Council and coming the Council in September)
 - Retooling Our Code. (small non-policy code changes and corrections)
 -
- Adoption of written Rules and Procedures for the PC

Planning Division

- Staff received
 - 5 site plans to date
 - 1 critical areas permit
 - 3 SEPA environmental checklists
 - 3 letters of intent to apply for comprehensive plan map amendments
 - 6 pre-application conference applications
 - 4 boundary line adjustments
 - 1 binding site plan

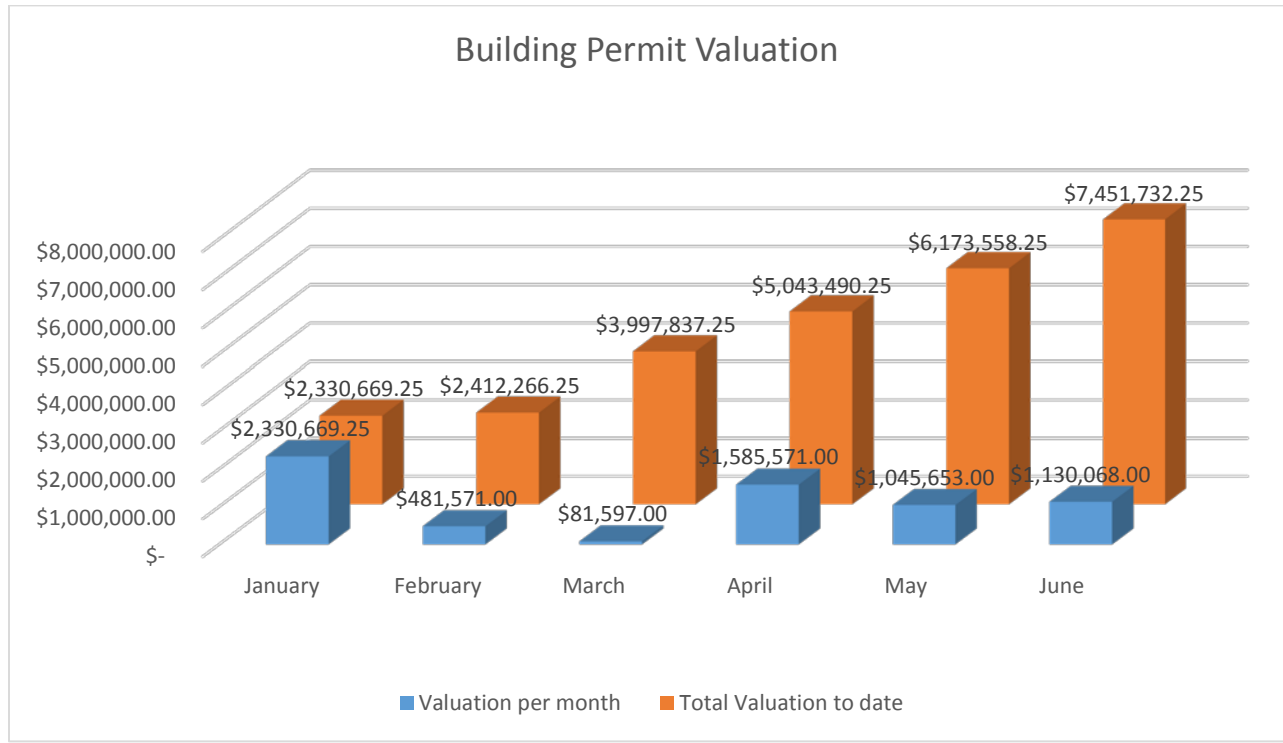
Building Division:

Total Permit Breakdown

	<u>Jan</u>	<u>Feb</u>	<u>Mar</u>	<u>Apr</u>	<u>May</u>	<u>June</u>	<u>July</u>	<u>Aug</u>	<u>Totals</u>
Building	10	7	4	11	7	9	5		53
Plumbing/Mechanical	10	25	10	12	20	20	12		109
Plumbing w/backflow dev	0	0	0	0	2	0	2		4
Fill & Grade	1	2	0	0	0	1	1		5
Fire/Life Safety	1	2	1	2	4	4	13		27
Other-Re-roof/Signs/Fence	2	5	8	8	4	2	8		37
Totals	24	41	23	33	37	36	41	0	235
By quarter:			88			106			

Residential Building Permit Breakdown

	Jan	Feb	March	April	May	June	July	Aug	Totals
SFD	9	3	0	4	0	2	0		18
Manufactured Homes	0	0	0	0	0	0	0		0
Multi-Family Units	0	0	0	1	2	1	1		5
Remodel/Add/Accessory	0	2	1	3	0	1	2		9
Roof/Deck/Fence	0	3	1	4	3	2	5		18
Demolition	0	1	3	0	0	0	0		4
Other-Revise/Approach	10	17	8	11	15	16	9		86
Totals	19	26	13	23	20	22	17	0	140
By quarter:				58			65		



RESIDENTIAL CONSTRUCTION PERMITS


month	permits issued	valuation	fees
January	19	\$2,330,669.25	\$156,972.66
February	26	\$481,571.00	\$66,072.91
March	13	\$81,597.00	\$2,550.44
April	23	\$1,585,571.00	\$109,562.73
May	20	\$1,045,653.00	\$101,634.30
June	22	\$1,130,068.00	\$98,418.73
July	17	\$1,278,174.00	\$94,475.27
August	0		
September	0		
October	0		
November	0		
December	0		
totals	140	\$7,933,303.25	\$629,687.04

NON-RESIDENTIAL CONSTRUCTION PERMITS

month	permits issued	valuation	fees
January	5	\$758,370.15	\$2,370.15
February	15	\$217,953.00	\$3,650.07
March	10	\$879,608.00	\$4,545.18
April	10	\$124,500.00	\$5,458.82
May	17	\$758,469.00	\$13,170.05
June	14	\$445,229.00	\$7,956.75
July	24	\$434,051.00	\$9,994.43
August	0		
September	0		
October	0		
November	0		
December	0		
totals	95	\$3,618,180.15	\$47,145.45

**CITY OF WOODLAND
2018 - Monthly Recap**

month	permits issued	total project valuation	building		public works		impact fees		total permit amount (no state surcharge)
			fees	YTD revenue	fees	YTD revenue	fees	YTD revenue	
January	24	\$3,089,039.40	\$26,894.81	\$26,894.81	\$73,504.00	\$73,504.00	\$58,944.00	\$58,944.00	\$159,342.81
February	41	\$699,524.00	\$16,136.98	\$43,031.79	\$28,134.00	\$101,638.00	\$25,452.00	\$84,396.00	\$69,722.98
March	23	\$961,205.00	\$7,095.62	\$50,127.41	\$0.00	\$101,638.00	\$0.00	\$84,396.00	\$7,095.62
April	33	\$1,710,071.00	\$28,266.43	\$78,393.84	\$45,750.00	\$147,388.00	\$41,005.12	\$125,401.12	\$115,021.55
May	37	\$1,804,122.00	\$32,342.11	\$110,735.95	\$51,356.00	\$198,744.00	\$31,106.24	\$156,507.36	\$114,804.35
June	36	\$1,575,297.00	\$28,856.24	\$139,592.19	\$37,929.00	\$236,673.00	\$39,590.24	\$196,097.60	\$106,375.48
July	41	\$1,712,225.00	\$20,752.70	\$160,344.89	\$49,623.00	\$286,296.00	\$34,094.00	\$230,191.60	\$104,469.70
August	0	\$0.00	\$0.00		\$0.00		\$0.00		\$0.00
September	0	\$0.00	\$0.00		\$0.00		\$0.00		\$0.00
October	0	\$0.00	\$0.00		\$0.00		\$0.00		\$0.00
November	0	\$0.00	\$0.00		\$0.00		\$0.00		\$0.00
December	0	\$0.00	\$0.00		\$0.00		\$0.00		\$0.00
totals	0	\$ 11,551,483.40	\$ 160,344.89		\$ 286,296.00		\$ 230,191.60		\$ 676,832.49



2nd Quarter 2018 - Public Works Department

Presented to the Woodland City Council and Mayor Finn

During 2nd quarter of 2018, the Public Works Department accomplished the following:

WATER TREATMENT PLANT

- Bruce Sloniker was hired as a WTP Operator.
- Cross Connection Program - We are continuing with sending out reminder letters and following up as necessary.
- WTP Operator Mike Peterson built a filter media gauge and checked the levels.
- Installed a new safety grate over the clearwell vault opening.
- Hach Tech recalibration of online meters, done quarterly.
- Pigged raw water line from Ranney well to WTP with City crew assistance.
- Painted the motor hoist, installed soda ash mixer.
- Plant PC monitor quit working replaced with a spare monitor from City Hall.
- Cooling system went down at Ranney Well, Todd's Heating and Cooling repaired it.
- Replaced broken soda ash mag pump.
- Replaced broken exhaust fan motor in treatment area.
- Mike Peterson, Bruce Sloniker & Scott Summers repaired & flushed 12" water valve on the main line from the rainy pump house.
- Water Quality Report submitted to Department of Health.



BRUCE SLONIKER REPLACED MAG PUMP ON SODA ASH MACHINE WTP

WATER

- Crew performed 16 water turn off and 13 water turn on.
- Water rereads – 25 were completed.
- New water service at 1779 Lewis River Road installed $\frac{3}{4}$ "meter.
- New water service at 1783 Lewis River Road installed $\frac{3}{4}$ " meter.
- New water service at 203 Tsugawa Court installed $\frac{3}{4}$ " meter.
- New water service at 455 Lilac Lane installed $\frac{3}{4}$ " meter.
- New water service at 238 Gun Club Road installed $\frac{3}{4}$ "meter.
- New water service at 104 Loganberry Court installed 1" meter.
- New water service at 108 Loganberry Court installed 1" meter.

SEWER


- Sewer plug at 1242 N. Goerig Street. Vancouver assisted with jet rodder truck
- Sewer plug on Howard Way. Vancouver assisted with jet rodder truck.
- Pulled plugged pumps at Lift Station #6 from 10:00pm to 3:00am.
- City of Vancouver assisted with Lift Station #6 vac. Due to wet well rags & grease.
- Sewer inspections were performed at 119, 123, 127 & 131 Loganberry Court.



SCOTT SUMMERS & TYLER LEE PULLING PUMP ON LIFT STATION #2

WASTE WATER TREATMENT PLANT

- Dewatering Process/Screw Press project – Final walk through for the Dewatering project was completed on June 22nd.
- The Discharge Monitoring report for April, 2018 was submitted to the Department of Ecology.
- Sequencing batch reactor #2 had a level transmitter failure - found loose connections.
- General Sewer Plan (7-10 yr. cycle) – it was submitted in 2016, has been approved by the Department of Ecology.
- Aerobic Digester #1 - replaced faulty air valve.
- National Pollution Discharge Elimination System (NPDES) Permit Renewal (5 year cycle) submitted the permit to DOE in December 2016 for review. DOE is waiting for completion of mixing zone study.
- Certificate of Excellence was received for 100% acceptable data for proficiency testing at the WWTP.
- Biosolids – Started hauling biosolids to be land applied at Natural Selection Farms
- FKC Screw Press - Changed gear oil.
- FKC Screw Press Sludge Pump – changed oil.
- FKC- Replaced the level transmitter for the screw press headbox.
- Sludge Tank Mixer- failure alarm on April 22, 2018 @ 5:45 pm pump plugged with rags. Unclogged sludge tank mixer.
- Aerobic Digester Blower Motor- received.
- Proficiency testing for fecal coliform, pH and dissolved oxygen.
- 2018 Inflow & Infiltration Evaluation Report was submitted to the Department of Ecology.
- Lift Station #3 plugged.
- Sequencing batch reactor blowers #4 & #5 tested.
- Pretreatment Monitoring Report 2nd quarter was submitted to the Department of Ecology.
- Safety Inspection completed. Purchased flammable cabinet for the maintenance building.
- Influent screening system jammed with rags out of service, bypassing around the influent Hycor unit.
- Proficiency Testing – Biochemical oxygen demand, ammonia & total suspended solids.
- Grease Trap Program – Inspections are being performed as scheduled.



TYLER LEE UNPLUGGED PUMPS ON LIFT STATION #6

STREET

- Public works crew pressured washed and painted curbs yellow.
- Irrigation from Davidson Ave. to Goerig Street was repaired for landscaping and hanging baskets.
- All fire hydrants were painted, numbered and mapped.
- Public Works applied cold mix throughout the City.
- Street sweeping was completed and debris was hauled to dump.
- Landscaping on Davidson Avenue & Goerig was completed by jail crew for Planter's Day.
- Torch down was started on Davidson Avenue & Goerig Street and side streets.
- Catch basin repair on 6th street by Primary School.
- Two new 25 MPH signs were installed on Heritage and Howard Way along with new yellow curb paint.
- Stop sign and base replaced at Robbins & Goerig Street hit by drunk driver.



GOERIG PARK GRAND REOPENING & ARBOR DAY CELEBRATION

PARKS

- Horseshoe Lake Management
 - Lake testing will be monthly for the spring & summers months.
 - The milfoil treatment continues to be successful.
 - Lake Pump screens washed down by Mark Cook.
 - WSDOT has a plan to install a new pump with a proposed completion date of 2019.

Horseshoe Lake

- Dylan Oliver started working in the parks as temporary summer help on May 7, 2018.
- Weekend garbage clean up including restroom cleaning.

Goerig Park

- Public Works Crew along with the Diking District completed the grading and grinding for the parking area.
- Fencing was installed by Public Works.
- Cement pads, ADA picnic tables & benches were installed.
- The City celebrated Arbor Day and the grand reopening of Goerig Park by planting three new trees.
- Painted over graffiti on bridge, fencing and guardrail.
- Crew installed new parking signs and also installed ecology blocks to protect the hillside.



TRACY COLEMAN, SCOTT SUMMERS & JOHN JENKINS HYDRANT PAINTING

FACILITIES

- Police Station – Gary Oliver prepared the Police Chiefs new truck.
- Public Works Office – Brad’s Septic Service pumped the septic tank.
- Insurance Survey – Dennis Ripp assisted with the City’s insurance company to survey all facilities. We should be receiving an updated report soon.
- Continuing monthly yard maintenance at City facilities; PW office, Police Station, WTP, and WWTP.



TYLER LEE MOWING BEHIND HILLSHIRE

OTHER

- Public works week was celebrated with a BBQ luncheon.
- Performed 125 locates from April, 2018 – June, 2018.
- John Jenkins started on May 11, 2018 on the Public Works crew
- Crew mowing Right-Of-Ways
- Planter's Day preparation completed.
- Trees removed by contractor in Gun Club bio-swell.
- Jail crew assisted with brush & limb chipping at Gun Club bio-swell.
- Traffic control for Planter's Day was performed by the Public Works crew.
- Hot Summer Nights – Crew assisted with signage and barricades for this event.
- Mari Ripp, Tracy Coleman & Dennis Ripp competed Park Utility worker interviews.



SCOTT SUMMERS & JOHN JENKINS TORCH DOWN ON 3rd & DAVIDSON


Training:

- Jody Herz & Mark Cook completed a three day Water Distribution Manager class.
- Mike Peterson & Dennis Ripp attended a FOG class in Camas, WA.
- Tracy Coleman, Scott Summers, John Jenkins, Bruce Sloniker & Dylan Oliver attended a 1st aid and CPR class in Ridgefield.
- Tracy Coleman & John Jenkins attended flagging class at LCC.
- Bruce Sloniker & Jody Herz attended purveyor meeting in Washougal.

DATE:	CASE N	VIOLATION LOCATION:	COMPLAINT TYPE:
4/3/2018	18-044	902 Caples Road Woodland, WA	GARBAGE/JUNK
4/13/2018	18-045	1150 Glenwood Street Woodland, WA	PERMIT VIOLATION
5/4/2018	18-046	555 Lake Ave Woodland, WA	NUISANCE HEALTH AND SAFETY
5/4/2018	18-047	south end of Insel Road Woodland, WA	PARKING VIOLATION
5/3/2018	18-048	unknown location City of Woodland	ZONING
5/2/2018	18-049	1120 Lewis River Rd Woodland, WA	OTHER
5/2/2018	18-050	1500 Atlantic Ave Woodland, WA	ZONING
4/16/2018	18-051	634 Davidson Ave Woodland, WA	NUISANCE HEALTH AND SAFETY
4/24/2018	18-052	501 Beechwood Street Woodland, WA	OBSTRUCTION
4/25/2018	18-053	201 Raspberry Lane Woodland, WA	OBSTRUCTION
4/25/2018	18-054	176 Raspberry lane Woodland, WA	OBSTRUCTION
4/26/2018	18-055	222 Hillshire Drive Woodland, WA	GARBAGE/JUNK
4/12/2018	18-056	503 Beechwood Street Woodland, WA	OBSTRUCTION
4/16/2018	18-057	512 Davidson Ave Woodland, WA	OBSTRUCTION
4/16/2018	18-058	608 Davidson Ave Woodland, WA	OBSTRUCTION
4/21/2018	18-059	WMC Code Inquiry	ZONING
5/1/2018	18-060	942 Dale Street Woodland, WA	ZONING
5/1/2018	18-061	961 Dale Street	ZONING
4/19/2018	18-062	421 Davidson Ave Woodland, WA	NUISANCE HEALTH AND SAFETY
4/24/2018	18-063	644 Davidson Ave Woodland, WA	OTHER
4/3/2018	18-064	Various	POSTINGS/SIGNS
4/4/2018	18-065	1958 Hawthorne Court Woodland, WA	CIVIL
4/10/2018	18-066	Various	POSTINGS/SIGNS
4/12/2018	18-067	828 Goerig Street Woodland, WA	OBSTRUCTION
4/17/2018	18-068	Signs	POSTINGS/SIGNS
4/12/2018	18-069	1725 Pacific Ave Woodland, WA	LAND USE VIOLATION
4/11/2018	18-070	716 Goerig Street Woodland, WA	OBSTRUCTION
4/19/2018	18-071	1755 Blacktail Laine Woodland, WA	VEGETATION
5/2/2018	18-072	301, 311 Davidson Ave Woodland, WA	NUISANCE HEALTH AND SAFETY
5/2/2018	18-073	740 Goerig Street, Woodland, WA	NUISANCE HEALTH AND SAFETY
5/2/2018	18-074	1800 Schurman Way Woodland, WA	NUISANCE HEALTH AND SAFETY
5/2/2018	18-075	1650 Atlantic Ave Woodland, WA	NUISANCE HEALTH AND SAFETY
5/8/2018	18-076	1342 Down River Drive Woodland, WA	OBSTRUCTION
5/17/2018	18-077	1498 Dike Access Road Woodland, WA	NUISANCE HEALTH AND SAFETY
5/22/2018	18-078	421 Davidson Ave Woodland, WA	NUISANCE HEALTH AND SAFETY
5/22/2018	18-079	7105 Green Mountain Road Woodland, WA	NUISANCE HEALTH AND SAFETY
5/15/2018	18-080	Park and Goerig Streets Woodland, WA	ZONING
5/8/2018	18-081	1600 Atlantic Ave Woodland, WA	ZONING/VEGETATION
5/8/2018	18-082	1421 Pacific Ave Woodland, WA	ZONING/VEGETATION
5/10/2018	18-083	1600 Schurman Way Woodland, WA	OBSTRUCTION
5/15/2018	18-084	285 Fir Ave Woodland, WA	PARKING
5/11/2018	18-085	555 Lake Ave Woodland, WA	NUISANCE HEALTH AND SAFETY

DATE:	CASE N	VIOLATION LOCATION:	COMPLAINT TYPE:
5/9/2018	18-086	416 Insel Road Woodland, WA	NUISANCE HEALTH AND SAFETY
4/10/2018	18-087	1955 Blacktail Lane Woodland, WA	DRAINAGE/RUNOFF
5/23/2018	18-088	520 Washington Street Woodland, WA	ANIMAL VIOLATION
5/15/2018	18-089	WMC Code Inquiry	ZONING/ANIMAL
5/15/2018	18-090	325 Dunham Ave Woodland, WA	NUISANCE HEALTH AND SAFETY
5/17/2018	18-091	333 Davidson Ave Woodland, WA	NUISANCE HEALTH AND SAFETY
4/17/2018	18-092	1010, 1014 A Street Woodland, WA	ZONING
4/18/2018	18-093	931 Goerig Road Woodland, WA	ZONING
4/24/2018	18-094	181 Marty Loop Woodland, WA	PERMIT VIOLATION
5/4/2018	18-095	9530 Old Pacific Hwy Woodland, WA	GARBAGE/JUNK
4/19/2018	18-096	844 Beechwood Street Woodland, WA	NUISANCE HEALTH AND SAFETY
5/21/2018	18-097	1775 N Goerig Street Woodland, WA	ZONING
5/21/2018	18-098	1773 N Goerig Street Woodland, WA	NUISANCE HEALTH AND SAFETY
5/23/2018	18-099	1365 Lewis River Road Woodland, WA	OBSTRUCTION
5/19/2018	18-100	625 W Scott Ave Woodland, WA	DEVELOPMENT CODE ADMINIST
5/16/2018	18-101	1486 Dike Access Road Woodland, WA	NUISANCE HEALTH AND SAFETY
5/17/2018	18-102	1819 Schurman Way Woodland, WA	NUISANCE HEALTH AND SAFETY
5/20/2018	18-103	1733 Foxtail Cir Woodland, WA	CRITICAL AREA REGULATIONS
5/17/2018	18-104	1137 Pacific Ave Woodland, WA	PARKING VIOLATION
5/4/2018	18-105	322 Loves Ave Woodland, WA	ZONING
5/14/2018	18-106	9530 Old Pacific Hwy Woodland, WA	GARBAGE/JUNK
5/16/2018	18-107	1498 Dike Access Road Woodland, WA	NUISANCE HEALTH AND SAFETY
5/24/2018	18-108	Hillshire Drive Wodland, WA	CIVIL
5/29/2018	18-109	844 Beechwood Street Woodland, WA	NUISANCE HEALTH AND SAFETY
5/31/2018	18-110	2233 Lewis River Road Woodland, WA	NUISANCE HEALTH AND SAFETY
6/4/2018	18-111	569 Goerig Street Woodland, WA	BUSINESS VIOLATION
6/5/2018	18-112	2215, 2225 Lewis River Road Woodland, WA	NUISANCE HEALTH AND SAFETY
6/5/2018	18-113	2057, 2067, 2077, 2087 Ambassador Ave W	NUISANCE HEALTH AND SAFETY
6/5/2018	18-114	1123 Hoffman Street Woodland, WA	PARKING VIOLATION
6/12/2018	18-115	1981 Schurman Way Woodland, WA 98674	NUISANCE HEALTH AND SAFETY
6/14/2018	18-116	1800 Schurman Way Woodland, WA	OBSTRUCTION
6/14/2018	18-117	WMC Code Inquiry	LAND USE INQUIRY
5/30/2018	18-118	110 Meadow Park Court Woodland, WA	OTHER
6/12/2018	18-119	618 W Scott Ave Woodland, WA	NUISANCE HEALTH AND SAFETY
6/8/2018	18-120	115 Meadow Park Court Woodland, WA	OBSTRUCTION
6/6/2018	18-121	301 Pine Street Woodland, WA	NUISANCE HEALTH AND SAFETY
6/13/2018	18-122	302 Madrona Ave Woodland, WA	NUISANCE HEALTH AND SAFETY
6/20/2018	18-123	758 3rd Ave Woodland, WA	OBSTRUCTION
6/15/2018	18-124	597 Embassy Loop Woodland, WA	ZONING
6/20/2018	18-125	597 Embassy Loop Woodland, WA	ANIMAL VIOLATION
6/21/2018	18-126	2067 Ambassador Ave Woodland, WA	OBSTRUCTION
6/20/2018	18-127	Horseshoe Lake Park Woodland, WA	Code Inquiry

DATE:	CASE N	VIOLATION LOCATION:	COMPLAINT TYPE:
6/12/2018	18-128	1965 Rhododendron Drive Woodland, WA	OFFENSES AGAINST PROPERTY
6/22/2018	18-129	1227 Goerig Street STE E Woodland, OR	POSTINGS/SIGNS
6/27/2018	18-130	410 George Court Woodland, WA	PERMIT VIOLATION
6/28/2018	18-131	515 Woodside Terr Woodland, WA	OBSTRUCTION
6/22/2018	18-132	Rainy Day Ice Cream Truck	BUSINESS VIOLATION
6/19/2018	18-133	1770 Blacktail Lane Woodland, WA	ZONING
5/4/2018	18-134	766 CC Street Woodland, WA	NUISANCE HEALTH AND SAFETY
6/22/2018	18-135	Cowlitz Parcel 50728 Franklin St Woodland,	NUISANCE HEALTH AND SAFETY
6/21/2018	18-136	713 and 717 Goerig Street Woodland, WA	OBSTRUCTION
6/21/2018	18-137	1700 Down River Drive Woodland, WA	NUISANCE HEALTH AND SAFETY
6/28/2018	18-138	2501 NW 389th Street Woodland, WA	OTHER



Code Enforcement 2018 2nd Quarter Report

Complaints

Total 2018, 2nd Quarter Complaints:

Received:	95
Resolved:	93
Pending:	2
Resolved from 4th Quarter 2017:	5
Resolved from 1st Quarter 2018	2
Total Resolved 2 st Quarter 2018:	100

Civil Infractions

Resolved:
Pending:

Projects Accomplished:

2018 Weed Abatement Letters (58) sent May 15, 2018