



**CITY OF WOODLAND**

**ORDINANCE NO. 1552**

**AN ORDINANCE ADJUSTING RATES FOR GARBAGE AND REFUSE COLLECTION AND DISPOSAL PER FRANCHISE CONTRACT AND APPROVING AN ORDINANCE SUMMARY FOR PUBLICATION AS MORE PARTICULARLY SET FORTH HEREIN.**

The City Council of the City of Woodland finds as follows:

**WHEREAS**, Ordinance No. 898, 1250, 1296, 1359, 1406, 1416, 1451, 1467 and 1501 and subsequent ordinances provide that rates charges and fees relating to the collection of garbage and recyclable material will be established by action of the City Council;

**WHEREAS**, on December 7, 2015, the City of Woodland entered into a franchise contract for Garbage and Refuse Collection and Disposal with Waste Control Equipment, Inc. which addresses rates for the contract period;

**WHEREAS**, pursuant to the current contract, Waste Control has provided written notice and supporting documentation the City of Woodland requesting a rate adjustment which is the annual cost of living adjustment allowed per the current contract; and

**WHEREAS**, the contractor has not adjusted rates for a cost-of-living increase since January 2022 and the cost-of-living has increased during this period to current; and

**WHEREAS**, the current amount the Contractor is requesting is 4.95% which would be effective March 16, 2024 for the April, 2024 billing cycle.

**NOW, THEREFORE, BE IT ORDAINED** by the City Council of the City of Woodland as follows:

The rates, charges and fees applicable to the City's solid waste program shall be and are hereby fixed and imposed, effective March 16, 2024 (April 2024 billing), and the Woodland Municipal Code shall be amended as follows:

**1. Current Law – Woodland**

Ordinance No. 1501 is hereby repealed in its entirety.

**2. Woodland Municipal Code as Amended (NEW RATES)**

Ordinance No. 1552, Notice from Waste Control and calculation of fees/rates, sets forth the new rates herein.

**3. Severability**



If any section, sentence, clause or phrase of this ordinance should be held to be invalid or unconstitutional by a court of competent jurisdiction, such invalidity or constitutionality shall not affect the validity or constitutionality of any other section, sentence, clause or phrase of this ordinance.

**4. Effective Date**

This ordinance shall become effective five (5) days after its publication in the media or paper of record as required by law.


**5. Publishing**

A Summary of this Ordinance shall be published.


This ordinance shall be in full force and effect beginning March 16, 2024, for the April 2024 billing and thereafter.

**ADOPTED IN OPEN MEETING 20 day of February 2024.**


CITY OF WOODLAND, WASHINGTON

Approved:   
\_\_\_\_\_  
Todd Dinehart, Mayor

Attest:

  
\_\_\_\_\_  
Georgina D. Anderson, Deputy Clerk Treasurer

Approved as to form:

  
\_\_\_\_\_  
Frank F. Randolph, City Attorney

Vertical text on the right margin, likely a page number or reference code.

## City of Woodland - 2024 Rates

### Amendment to Exhibit B

#### Residential - Monthly Rates for Weekly Service

<u>Service Level</u>	<u>Old Rate</u>	<u>increase</u>	<u>New Rate</u>
Each 35 Gallon garbage/refuse container:	\$14.17	4.95%	\$14.87
Each 60 Gallon garbage/refuse container:	\$14.17	4.95%	\$14.87
Each 90 Gallon garbage/refuse container:	\$24.38	4.95%	\$25.59
Each 60 Gallon recycling container:	\$5.31	4.95%	\$5.57
Additional extra units	\$3.74	4.95%	\$3.93
Over-weight units per 50 lbs over 200 total lbs	\$3.74	4.95%	\$3.93

#### Small Commercial - Monthly Rates for Weekly Service

<u>Service Level</u>	<u>Old Rate</u>		<u>New Rate</u>
Each 35 Gallon garbage/refuse container:	\$14.17	4.95%	\$14.87
Each 60 Gallon garbage/refuse container:	\$14.17	4.95%	\$14.87
Each 90 Gallon garbage/refuse container:	\$24.38	4.95%	\$25.59
Additional extra units	\$3.74	4.95%	\$3.93
Over-weight units per 50 lbs over 200 total lbs	\$3.74	4.95%	\$3.93

Commercial - Monthly Rates for Weekly Service

<u>Service Level</u>	<u>Old Rate</u>		<u>New Rate</u>
Each 300 Gallon garbage/refuse container:	\$92.10	4.95%	\$96.66
Over-weight units per 100 lbs over 450 total lbs	\$6.89	4.95%	\$7.24
Additional extra units	\$7.32	4.95%	\$7.68

Non-Compacted Material Front-Load Container with Rent Once a Week Pickup

<u>Service Level</u>	<u>Old Rate</u>		<u>New Rate</u>
2 Yard container:	\$148.82	4.95%	\$156.18
3 Yard container:	\$197.44	4.95%	\$207.22
4 Yard container:	\$251.85	4.95%	\$264.32
5 Yard container:	\$297.39	4.95%	\$312.11
6 Yard container:	\$331.89	4.95%	\$348.32
2 yd Over-weight units per Yard over 600 total lbs	\$13.79	4.95%	\$14.47
3 yd Over-weight units per Yard over 900 total lbs	\$13.79	4.95%	\$14.47
4 yd Over-weight units per Yard over 1200 total lbs	\$13.79	4.95%	\$14.47
5 yd Over-weight units per Yard over 1500 total lbs	\$13.79	4.95%	\$14.47
6 yd Over-weight units per Yard over 1800 total lbs	\$13.79	4.95%	\$14.47

Non-Compacted Material Front-Load Container Without Rent Once a Week Pickup

<u>Service Level</u>	<u>Old Rate</u>		<u>New Rate</u>
2 Yard container:	\$134.03	4.95%	\$140.67
3 Yard container:	\$181.32	4.95%	\$190.30
4 Yard container:	\$234.38	4.95%	\$245.99
5 Yard container:	\$278.63	4.95%	\$292.42
6 Yard container:	\$311.74	4.95%	\$327.17
2 yd Over-weight units per Yard over 600 total lbs	\$13.79	4.95%	\$14.47
3 yd Over-weight units per Yard over 900 total lbs	\$13.79	4.95%	\$14.47
4 yd Over-weight units per Yard over 1200 total lbs	\$13.79	4.95%	\$14.47
5 yd Over-weight units per Yard over 1500 total lbs	\$13.79	4.95%	\$14.47
6 yd Over-weight units per Yard over 1800 total lbs	\$13.79	4.95%	\$14.47

Roll Out Charges - Front load Containers

Rollout charges where, due to circumstances outside the control of the driver, the driver is required to move a container more than five feet, but less than twenty-five feet, in order to reach the truck.

	<u>Old Rate</u>		<u>New Rate</u>
per container, per pickup each way (pulled out and returned)	\$3.70	4.95%	\$3.88

Commercial Recycling - Monthly Rates for Weekly Service

<u>Service Level</u>	<u>Old Rate</u>		<u>New Rate</u>
Each 60 Gallon recycling container:	\$10.65	4.95%	\$11.18
Each 90 Gallon recycling container:	\$15.02	4.95%	\$15.76
Each 300 Gallon recycling container:	\$59.18	4.95%	\$62.11
2 Yard container - Cardboard only	\$59.18	4.95%	\$62.11
Additional extra units	\$3.31	4.95%	\$3.48
Over-weight units per 50 lbs over 200 total lbs	\$3.31	4.95%	\$3.48

NON-CURB ROLL-OUT Service - Monthly Rates for Weekly Service

Includes Residential and Commercial for both garbage/refuse and recycling rates

<u>Service Level</u>	<u>Old Rate</u>		<u>New Rate</u>
Each 60-90 Gallon container:	\$6.58	4.95%	\$6.91
Each 300 Gallon container:	\$16.42	4.95%	\$17.23

Dropbox - Non-Compacted Material Per Service

<u>Service</u>	<u>Old Rate</u>		<u>New Rate</u>
20 yd Delivery Fee from Woodland (no travel needed)	\$47.93	4.95%	\$50.30
30 yd Delivery Fee from Woodland (no travel needed)	\$47.93	4.95%	\$50.30
40 yd Delivery Fee from Woodland (no travel needed)	\$47.93	4.95%	\$50.30
20 yd Delivery Fee from Longview (travel needed)	\$90.28	4.95%	\$94.75
30 yd Delivery Fee from Longview (travel needed)	\$90.28	4.95%	\$94.75
40 yd Delivery Fee from Longview (travel needed)	\$90.28	4.95%	\$94.75
20 yd Dropbox Haul Fee	\$136.21	4.95%	\$142.96
30 yd Dropbox Haul Fee	\$137.69	4.95%	\$144.51
40 yd Dropbox Haul Fee	\$140.65	4.95%	\$147.61
20 yd Daily Box Rent	\$3.56	4.95%	\$3.74
30 yd Daily Box Rent	\$3.56	4.95%	\$3.74
40 yd Daily Box Rent	\$3.56	4.95%	\$3.74
20 yd Monthly Box Rent	\$66.85	4.95%	\$70.16
30 yd Monthly Box Rent	\$81.65	4.95%	\$85.69
40 yd Monthly Box Rent	\$96.75	4.95%	\$101.54
Disposal Fee* - Any Size Box	\$55.81		\$55.81

Stationary Packer - Compacted Material Per Service

<u>Service</u>	<u>Old Rate</u>		<u>New Rate</u>
20 yd Compactor Haul Fee	\$163.08	4.95%	\$171.15
30 yd Compactor Haul Fee	\$164.59	4.95%	\$172.74
40 yd Compactor Haul Fee	\$167.61	4.95%	\$175.91
Disposal Fee* - Any Size Box	\$55.81		\$55.81

\* or current tipping fee as set by Cowlitz County

Loose and Bulky Material Removal

<u>Service</u>	<u>Old Rate</u>		<u>New Rate</u>
Removal of Bulky garbage or refuse per yard	\$19.50	4.95%	\$20.46
Removal of Loose garbage or refuse per yard	\$31.00	4.95%	\$32.53

Return Trip Charge

<u>Service</u>	<u>Old Rate</u>		<u>New Rate</u>
Return trip to pickup garbage or refuse	\$8.62	4.95%	\$9.05

Residential - Senior Citizens' Discount

<u>Service</u>	<u>Old Rate</u>		<u>New Rate</u>
Discount per Month	\$3.40	4.95%	\$3.57

**Consumer Price Index for Urban Wage Earners and Clerical Workers**  
**Original Data Value**

Series Id: CWUR0400SA0  
 Not Seasonally Adjusted  
 Series Title: All items in West urban, urban wage earners and  
 Area: West  
 Item: All items  
 Base Period: 1982-84=100  
 Years: 2013 to 2023

Year	Jan	Feb	Mar	Apr	May	Jun	Jul	Aug	Sep	Oct	Nov	Dec	Annual	HALF1	HALF2
2013	227.197	229.319	230.226	230.056	230.555	230.723	230.882	231.084	231.553	231.244	230.390	230.356	230.299	229.679	230.918
2014	230.937	231.785	233.375	234.081	235.579	235.845	236.051	235.820	235.974	235.343	233.499	232.108	234.200	233.600	234.799
2015	230.843	232.364	234.802	235.222	237.509	237.441	238.151	237.791	236.999	236.728	236.003	235.728	235.798	234.697	236.900
2016	236.888	236.747	237.415	238.757	239.973	240.365	240.395	240.291	241.052	241.744	241.167	241.098	239.658	238.358	240.958
2017	242.384	243.810	244.489	245.454	246.096	246.155	246.373	246.978	248.379	248.883	248.863	249.055	246.410	244.731	248.089
2018	250.416	251.704	252.644	253.933	255.316	255.804	255.931	256.311	256.950	258.149	257.604	256.879	255.137	253.303	256.971
2019	257.040	257.519	258.617	261.149	262.608	262.418	262.401	262.416	263.328	265.185	264.619	263.892	261.766	259.892	263.640
2020	264.573	265.531	265.211	264.167	264.227	265.222	266.881	268.075	268.261	268.679	268.547	268.282	266.471	264.822	268.121
2021	269.125	270.740	272.841	275.807	278.472	281.156	282.738	283.266	283.830	286.200	287.891	289.076	280.097	274.690	285.504
2022	291.597	293.882	298.396	300.350	303.091	307.063	307.269	307.003	307.937	310.550	308.801	306.762	303.558	299.063	308.054
2023	309.696	311.086	312.556	313.978	315.412	316.460	316.865	318.397	319.894	320.039	318.299	317.689	315.864	313.198	318.531

9.90%

4.95% 50% of CPI

Capped at 5%

